



US00D813796S

(12) **United States Design Patent** (10) **Patent No.:** **US D813,796 S**
Dixon et al. (45) **Date of Patent:** **** Mar. 27, 2018**

(54) **TIRE**
(71) Applicant: **The Goodyear Tire & Rubber Company, Akron, OH (US)**
(72) Inventors: **Max Harold Dixon, Kent, OH (US); Leyla Kristen Renner, North Canton, OH (US); Derek John Becker, Munroe Falls, OH (US); Ashley Amanda Jones, Akron, OH (US)**
(73) Assignee: **The Goodyear Tire & Rubber Company, Akron, OH (US)**
(**) Term: **15 Years**
(21) Appl. No.: **29/594,093**
(22) Filed: **Feb. 15, 2017**
(51) **LOC (11) Cl.** **12-15**
(52) **U.S. Cl.**
USPC **D12/588; D12/900; D12/901**
(58) **Field of Classification Search**
USPC **D12/586, 587, 588, 590, 601, 604**
CPC **B60C 11/04; B60C 2011/0386; B60C 2011/0388**
See application file for complete search history.

D554,055 S 10/2007 Beauguitte et al. D12/600
D555,080 S * 11/2007 Radulescu D12/587
D569,334 S 5/2008 Maziarka et al. D12/600
D586,730 S 2/2009 Scheuren et al. D12/553
D592,589 S 5/2009 Dixon et al. D12/600

(Continued)

Primary Examiner — Robert M. Spear
(74) *Attorney, Agent, or Firm* — Robert N. Lipsik

(57) **CLAIM**

The ornamental design for a tire, as shown and described.

DESCRIPTION

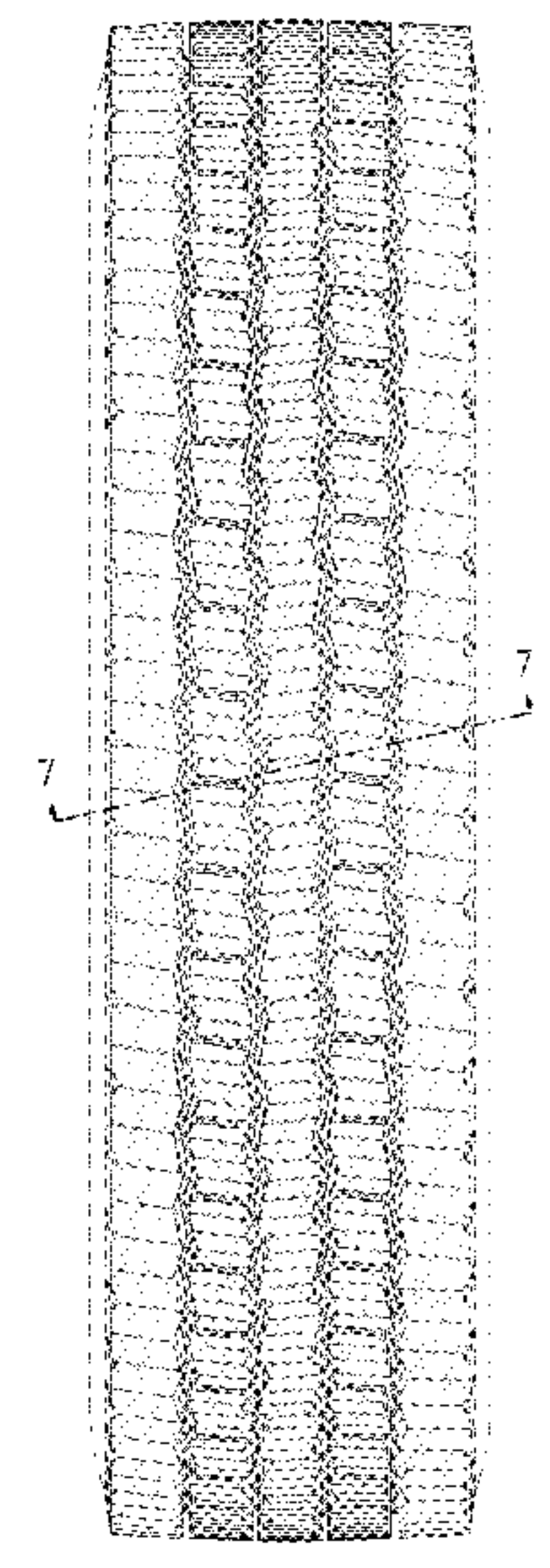
FIG. 1 is a perspective view of a tire showing our new design, it being understood that the pattern repeats uniformly throughout the circumference of the tread;
FIG. 2 is a front elevational view thereof;
FIG. 3 is a right side elevational view thereof; the left side elevational view being identical thereto;
FIG. 4 is an enlarged fragmentary front elevational view thereof;
FIG. 5 is a perspective view of a second embodiment of a tire showing our new design, it being understood that the interior of the tire forms no part of the claim, that the pattern repeats uniformly throughout the circumference of the tread and that the opposite side view is identical thereto;
FIG. 6 is a front elevational view of a second embodiment, it being understood that an enlarged fragmentary view thereof would be substantially identical to that shown in FIG. 4, with the exception of the inclusion of the sidewall in solid lines; and,
FIG. 7 is a cross-sectional view taken along line 7-7 of FIG. 4.
In the drawings, the broken lines immediately adjacent to the outer edges of the tire shoulder represent boundaries of the claim, and the broken lines depict environmental subject matter only and form no part of the claimed design.

(56) **References Cited**

U.S. PATENT DOCUMENTS

D362,213 S	9/1995	McKisson	D12/146
D381,000 S	* 7/1997	White	D12/587
D410,420 S	6/1999	de Barsy	D12/147
D423,419 S	4/2000	Kemp et al.	D12/142
D452,199 S	12/2001	Robert et al.	D12/146
D456,769 S	5/2002	Dixon et al.	D12/600
D458,584 S	6/2002	Young et al.	D12/600
D500,288 S	12/2004	Maziarka et al.	D12/601
D517,978 S	3/2006	Robert	D12/600
D528,500 S	9/2006	Le et al.	D12/600
D534,858 S	1/2007	Le et al.	D12/553

1 Claim, 7 Drawing Sheets



(56)

References Cited

U.S. PATENT DOCUMENTS

D592,590 S	5/2009	Janesh et al.	D12/600
D597,478 S	8/2009	Scheuren et al.	D12/584
D601,085 S	9/2009	Janesh et al.	D12/600
D601,488 S	10/2009	Maus et al.	D12/600
D626,501 S	11/2010	Cazin-Bourguignon et al.	D12/600
D627,707 S	11/2010	Le et al.	D12/566
D627,713 S	11/2010	Le et al.	D12/600
D628,956 S	12/2010	Janesh et al.	D12/588
D640,185 S	6/2011	Scheuren et al.	D12/588
D640,969 S	7/2011	Scheuren et al.	D12/588
D642,511 S	8/2011	Strader et al.	D12/587
D653,199 S	1/2012	Scheuren et al.	D12/588
D662,457 S	6/2012	Krier et al.	D12/588
D667,364 S	9/2012	Krier et al.	D12/586
D700,885 S	3/2014	Le et al.	D12/588
D710,294 S	8/2014	Dixon et al.	D12/588
D710,789 S *	8/2014	Koog	D12/588
D712,342 S *	9/2014	Zhu	D12/588
D715,216 S	10/2014	Dixon et al.	D12/600
D715,217 S	10/2014	Dixon et al.	D12/600
D727,251 S *	4/2015	Zhu	D12/588
D731,960 S	6/2015	Otani et al.	D12/587
D736,695 S	8/2015	Dixon et al.	D12/594
D738,815 S	9/2015	Dixon et al.	D12/594
D741,790 S	10/2015	Parr et al.	D12/600
D758,959 S	6/2016	Krier et al.	D12/600
D761,192 S	7/2016	Dixon et al.	D12/594
D761,194 S	7/2016	Dixon et al.	D12/600
D761,725 S	7/2016	Dixon et al.	D12/600
D767,475 S *	9/2016	Scheifele	D12/580
D772,150 S *	11/2016	Kim	D12/587

* cited by examiner

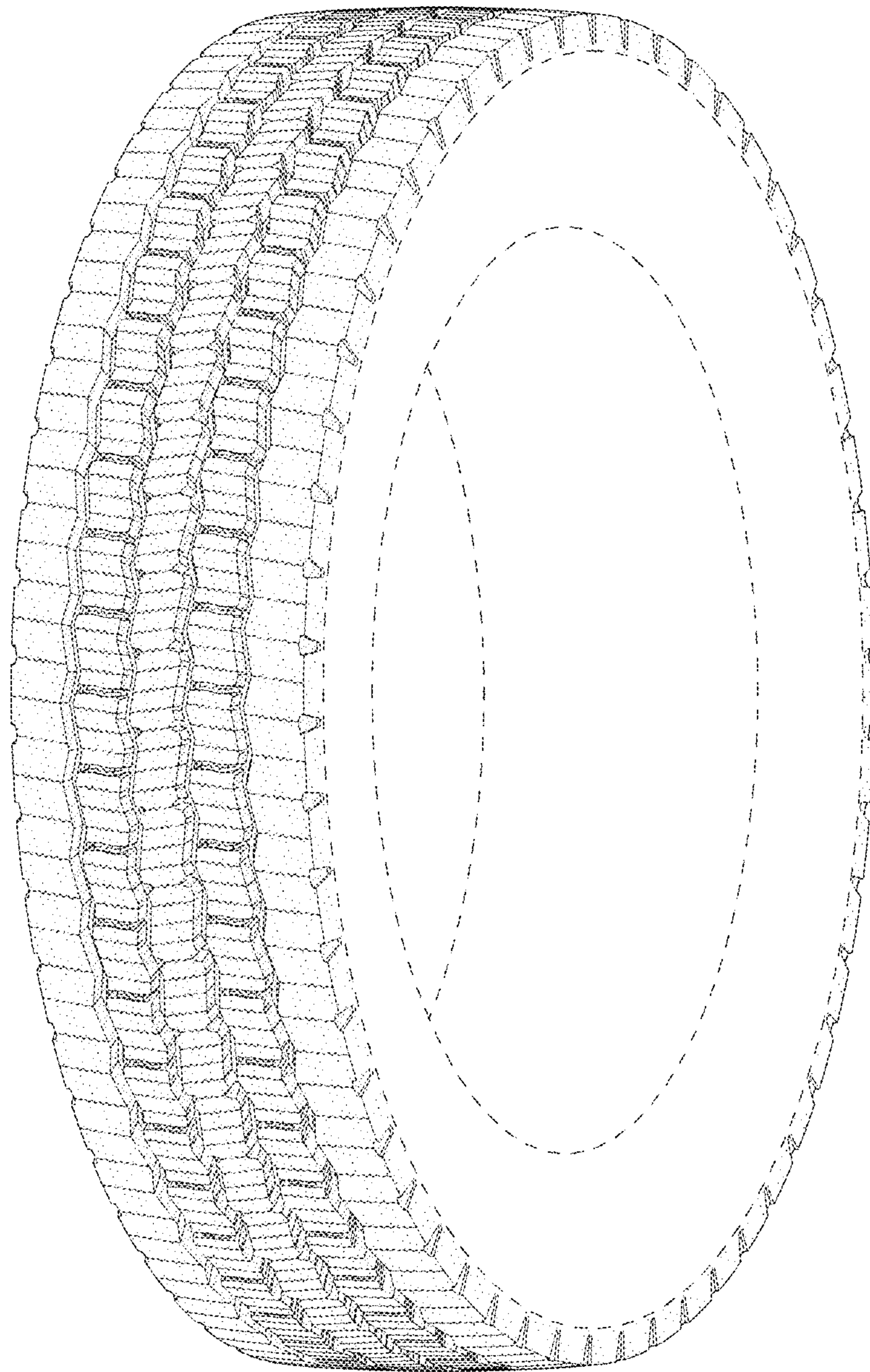


FIG - 1

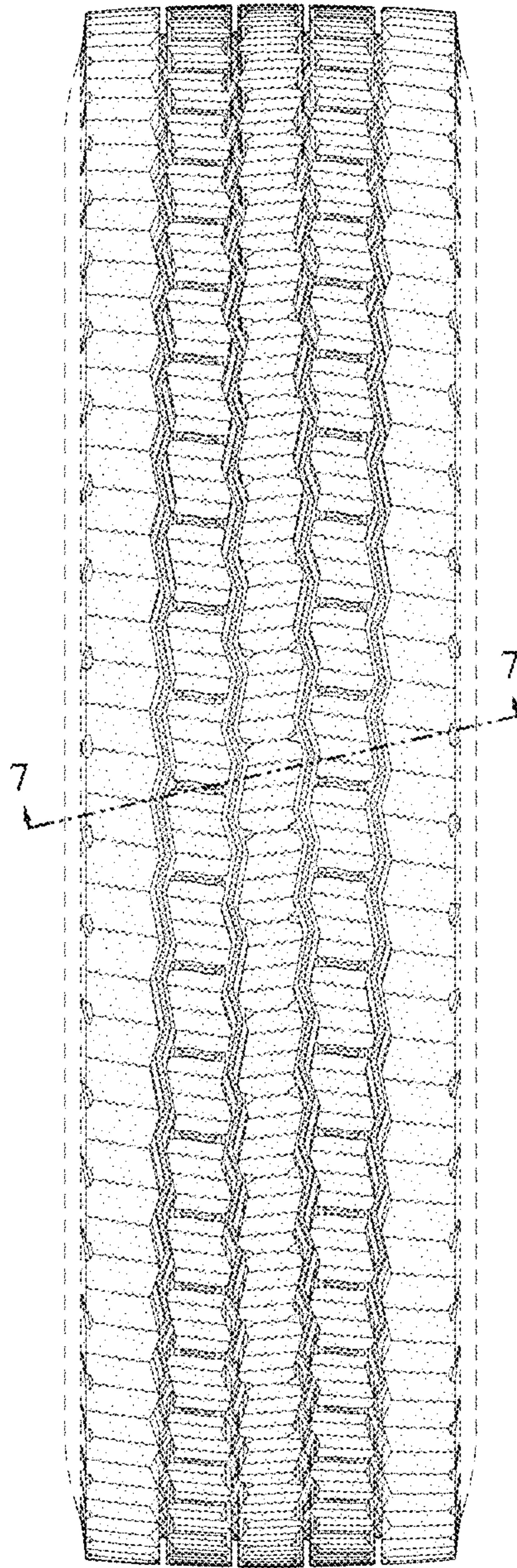


FIG - 2

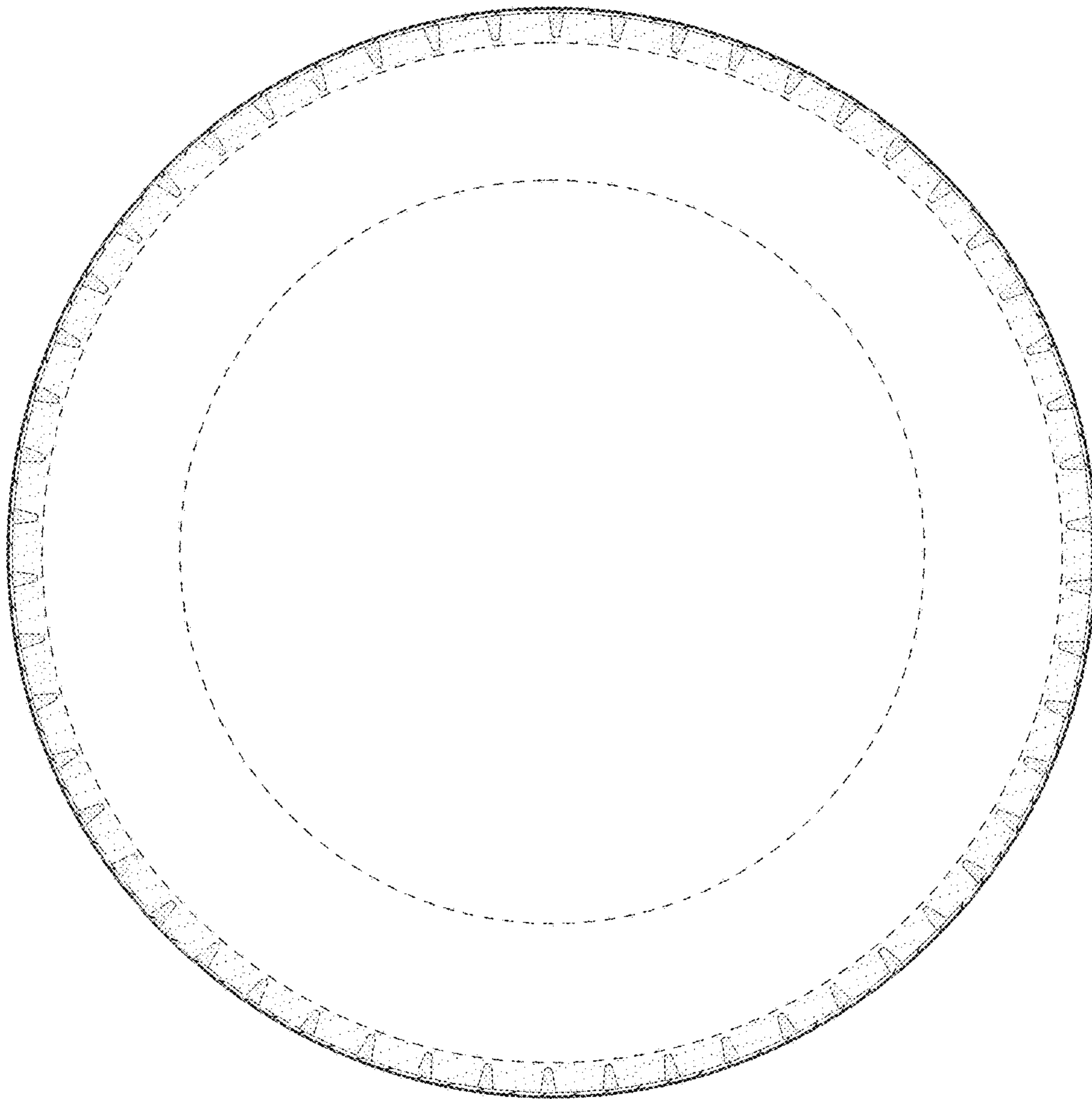


FIG - 3

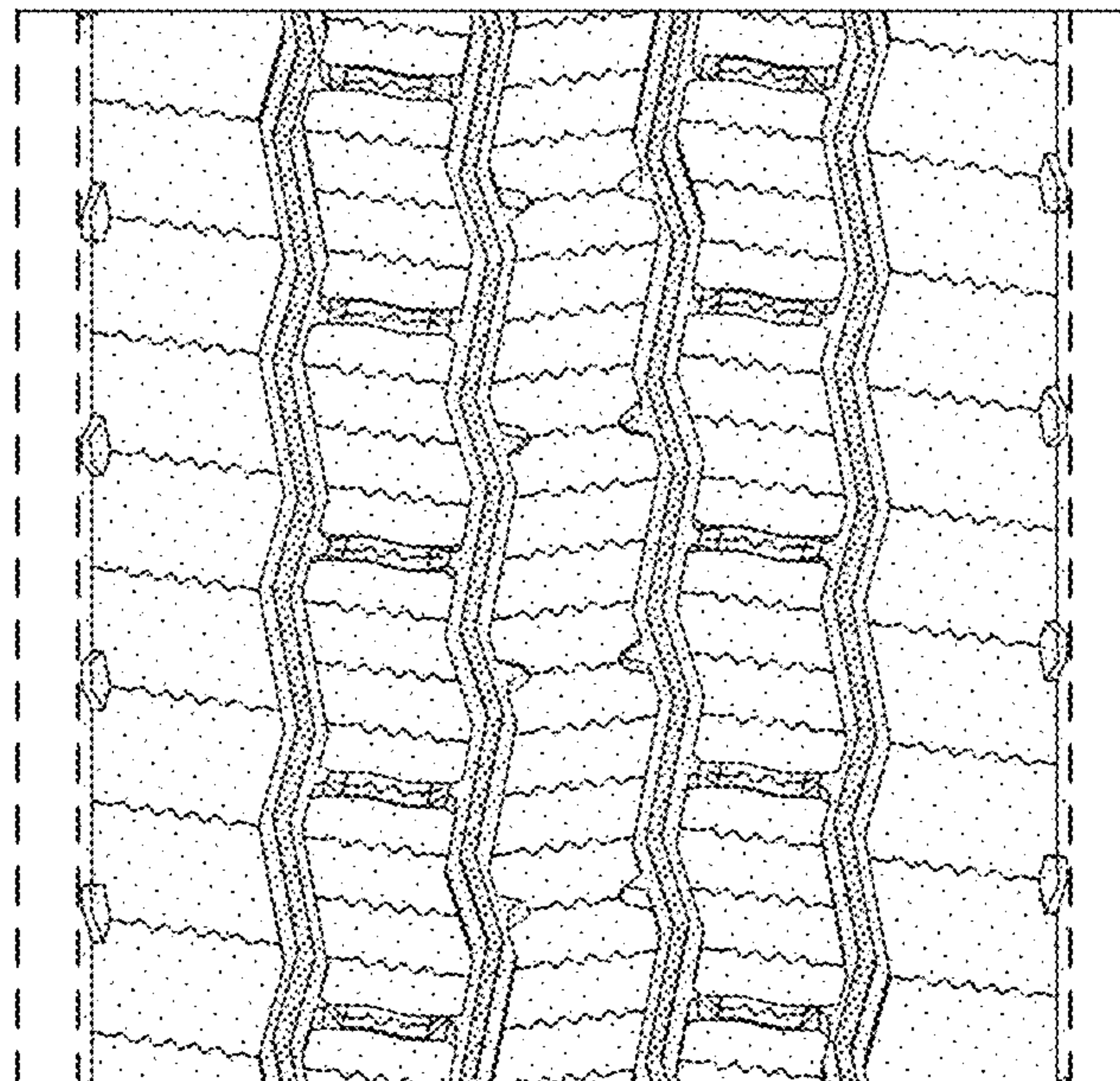


FIG - 4

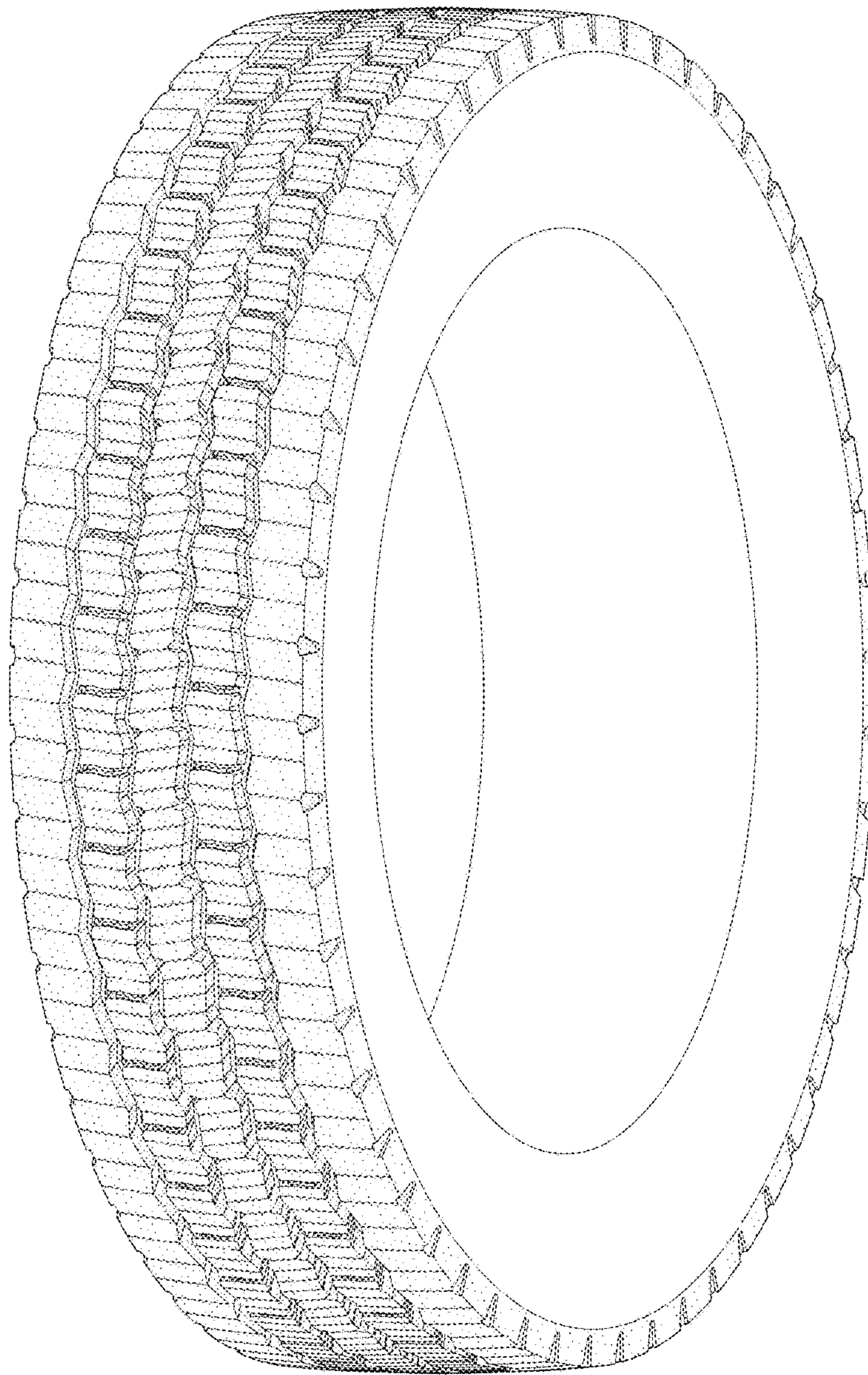


FIG - 5

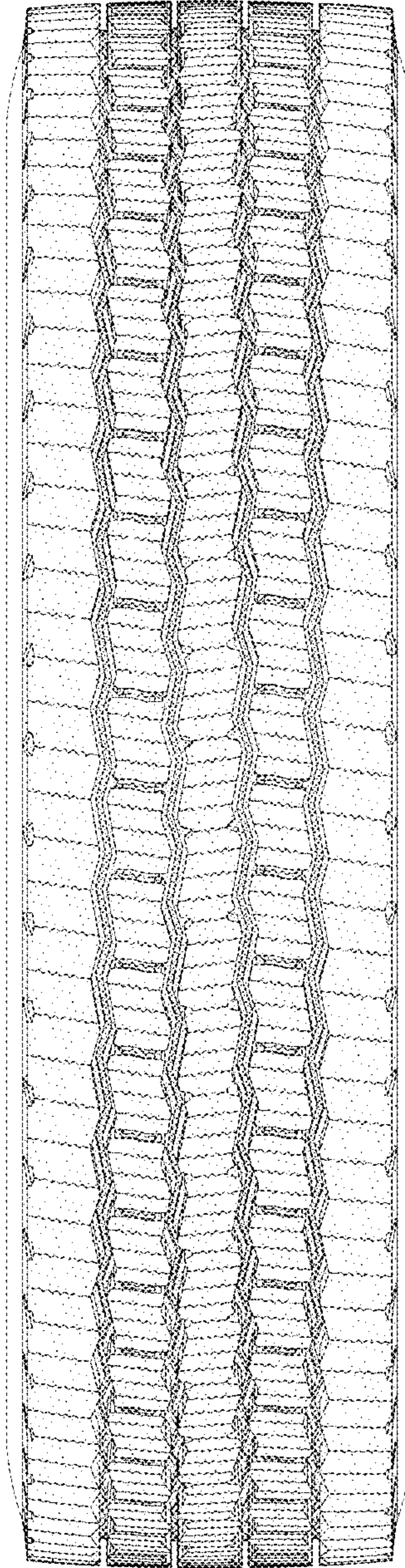


FIG - 6

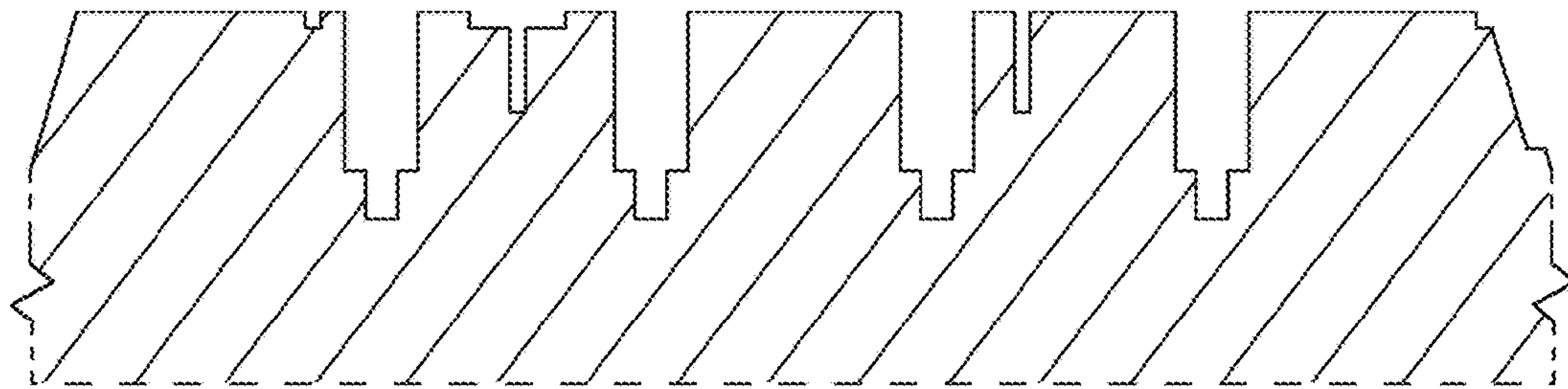


FIG - 7