



US00D813792S

(12) **United States Design Patent**
Tanaka

(10) **Patent No.:** **US D813,792 S**
(45) **Date of Patent:** **** Mar. 27, 2018**

(54) **TIRE FOR AUTOMOBILE**
(71) Applicant: **SUMITOMO RUBBER INDUSTRIES, LTD.**, Hyogo (JP)
(72) Inventor: **Kouichirou Tanaka**, Kobe (JP)
(**) Term: **15 Years**
(21) Appl. No.: **35/501,729**
(22) Filed: **Apr. 19, 2016**

D548,678 S * 8/2007 Welbes D12/553
D598,367 S * 8/2009 de Briey-Terlinden D12/553
D641,305 S * 7/2011 de Briey-Terlinden D12/547
D644,597 S * 9/2011 Lucas D12/553
D662,454 S * 6/2012 Fontaine D12/553
D731,955 S * 6/2015 Zhao D12/519
D768,054 S * 10/2016 Wang D12/523
D768,056 S * 10/2016 Ascanelli D12/553
D769,795 S * 10/2016 Shondel D12/565
D776,603 S * 1/2017 Hughes D12/553
D786,181 S * 5/2017 Caron D12/564
D789,290 S * 6/2017 Wang D12/600
D792,330 S * 7/2017 Haanketo D12/523
D792,836 S * 7/2017 Davis D12/559
D794,546 S * 8/2017 Caron D12/564

(80) **Hague Agreement Data**
Int. Filing Date: **Apr. 19, 2016**
Int. Reg. No.: **DM/090298**
Int. Reg. Date: **Apr. 19, 2016**
Int. Reg. Pub. Date: **Oct. 21, 2016**

* cited by examiner

Primary Examiner — Darlington Ly

(51) **LOC (11) Cl.** **12-15**
(52) **U.S. Cl.**
USPC **D12/553**
(58) **Field of Classification Search**
USPC D12/533–567
CPC B60C 1/0016; B60C 11/0306; B60C
11/0302; B60C 3/06; B60C 9/17
See application file for complete search history.

(57) **CLAIM**

The ornamental design for a tire for automobile, as shown and described.

DESCRIPTION

(56) **References Cited**
U.S. PATENT DOCUMENTS

D451,068 S * 11/2001 Heinen D12/547
D491,129 S * 6/2004 Maxwell D12/553
D501,445 S * 2/2005 Brayer D12/553
D502,141 S * 2/2005 Marazzi D12/553
D502,443 S * 3/2005 Kuramochi D12/549
D503,373 S * 3/2005 Marazzi D12/553
D503,374 S * 3/2005 Maxwell D12/553
D514,059 S * 1/2006 Dixon D12/552
D537,406 S * 2/2007 Reim D12/555


1. Tire for automobile
1.1 is a front elevation view of a tire for automobile showing my new design;
1.2 is a rear elevation view thereof;
1.3 is a top plan view thereof;
1.4 is a bottom plan view thereof;
1.5 is a right side elevation view thereof;
1.6 is a left side elevation view thereof;
1.7 is a perspective view thereof; and
1.8 is an enlarged partial front elevation view thereof, wherein the enlargement area is indicated by the broken line bracket marked **1.8** in **1.1**.
The ghosted or low contrasted showing of portions of the tire for automobile do not form part of the claimed design.

1 Claim, 8 Drawing Sheets







1.1




1.2




1.3



1.4



1.5



1.6



1.7

