



US00D813783S

(12) **United States Design Patent**  
**Dowdey**

(10) **Patent No.:** **US D813,783 S**  
(45) **Date of Patent:** **\*\* Mar. 27, 2018**

- (54) **TRUCK BED CAP**
- (71) Applicant: **Christopher Carl Dowdey**, Trenton, MI (US)
- (72) Inventor: **Christopher Carl Dowdey**, Trenton, MI (US)
- (73) Assignee: **Michigan Vehicle Solutions**, Southgate, MI (US)
- (\*\*) Term: **15 Years**
- (21) Appl. No.: **29/549,592**
- (22) Filed: **Dec. 27, 2015**
- (51) **LOC (11) Cl.** ..... **12-16**
- (52) **U.S. Cl.**  
USPC ..... **D12/404**
- (58) **Field of Classification Search**  
USPC ..... D12/401-405; D6/610  
CPC ..... A47D 15/00; A47C 31/00; A47C 7/66;  
A47G 9/068  
See application file for complete search history.

- D615,477 S \* 5/2010 Leone ..... D12/404
- D616,355 S \* 5/2010 Leone ..... D12/404
- D623,583 S \* 9/2010 Girardi ..... D12/404
- D662,870 S \* 7/2012 Russ ..... D12/404
- D693,759 S \* 11/2013 Hill ..... D12/404
- D731,952 S \* 6/2015 Larson ..... D12/404
- D775,056 S \* 12/2016 Wheel ..... D12/404
- D793,945 S \* 8/2017 Short ..... D12/404

\* cited by examiner

*Primary Examiner* — Katrina A Betton

(74) *Attorney, Agent, or Firm* — Craig A. Phillips;  
Dickinson Wright PLLC

(57) **CLAIM**

The ornamental design for the truck bed cap, as shown and described.

**DESCRIPTION**

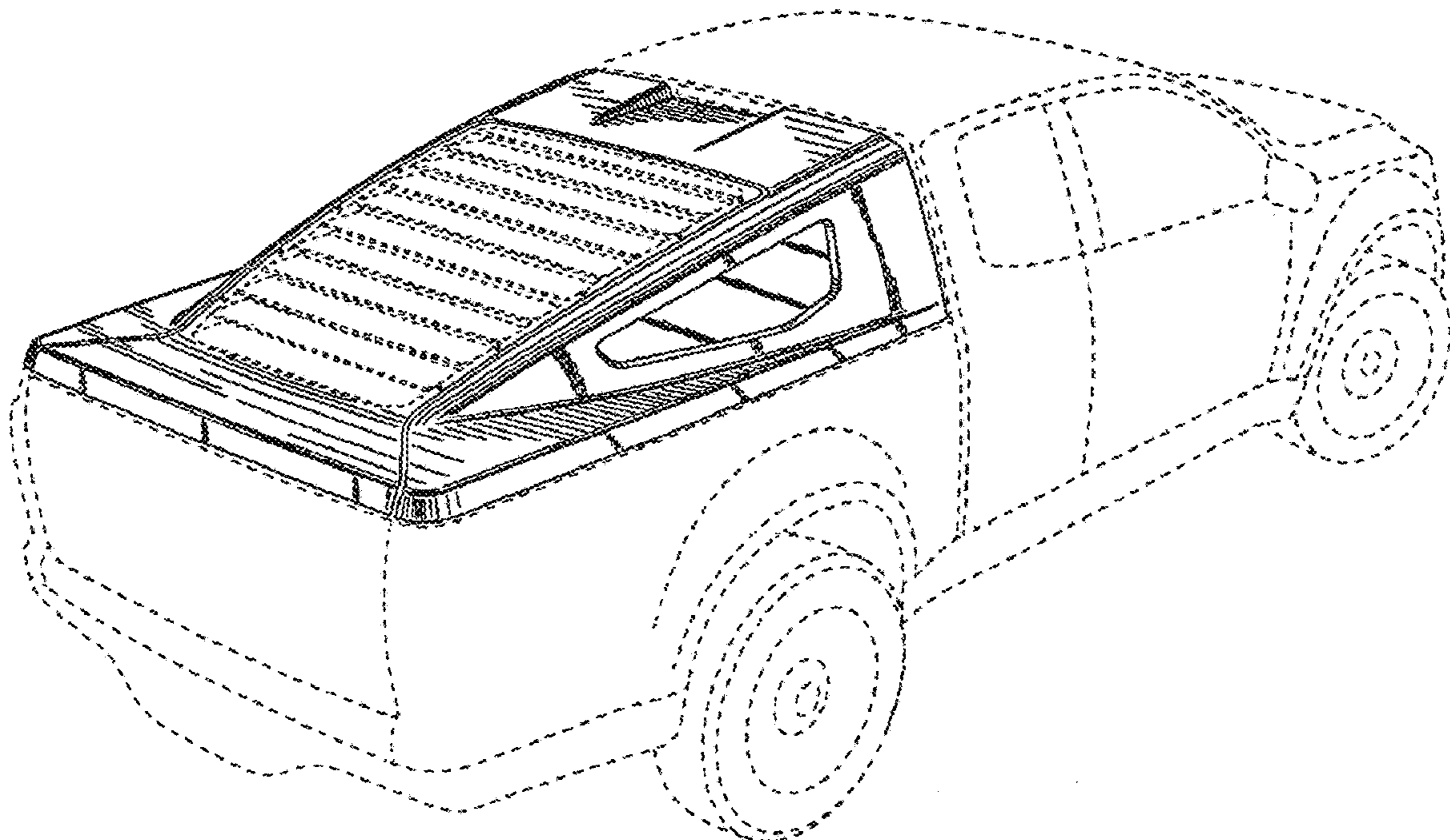
FIG. 1 is a rear perspective view of a truck bed cap showing my new design;  
 FIG. 2 is a left elevational view, the right side elevational view being a mirror image thereof;  
 FIG. 3 is a rear elevational view thereof;  
 FIG. 4 is a front elevational view thereof;  
 FIG. 5 is a top plan view thereof; and,  
 FIG. 6 is a bottom plan view thereof.  
 In the drawings, the broken lines in depict portions of the article and a truck that form no part of the claimed design.

**1 Claim, 5 Drawing Sheets**

(56) **References Cited**

**U.S. PATENT DOCUMENTS**

- D483,317 S \* 12/2003 Dowdey ..... D12/404
- D488,121 S \* 4/2004 Dowdey ..... D12/404



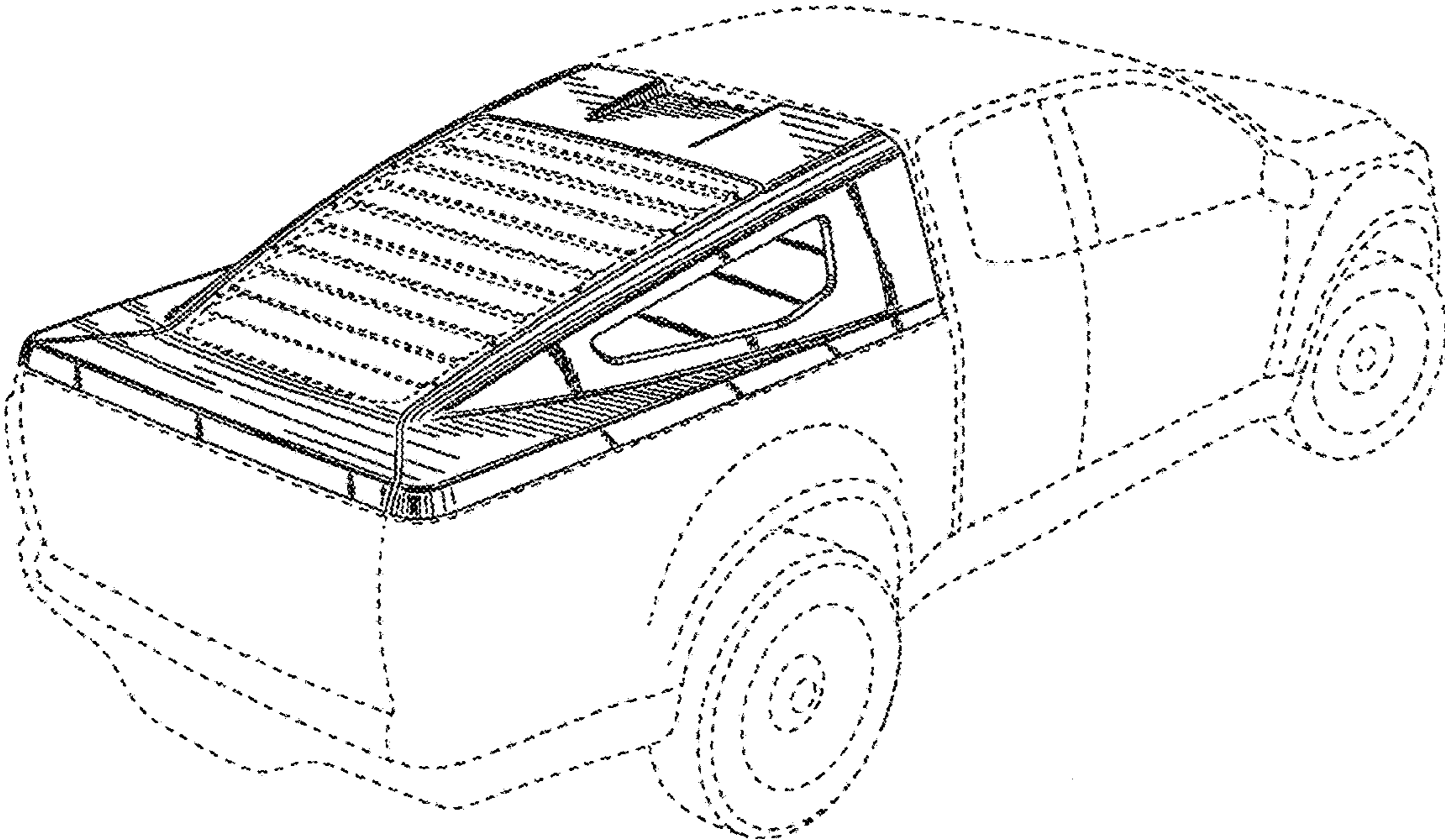


Fig. 1

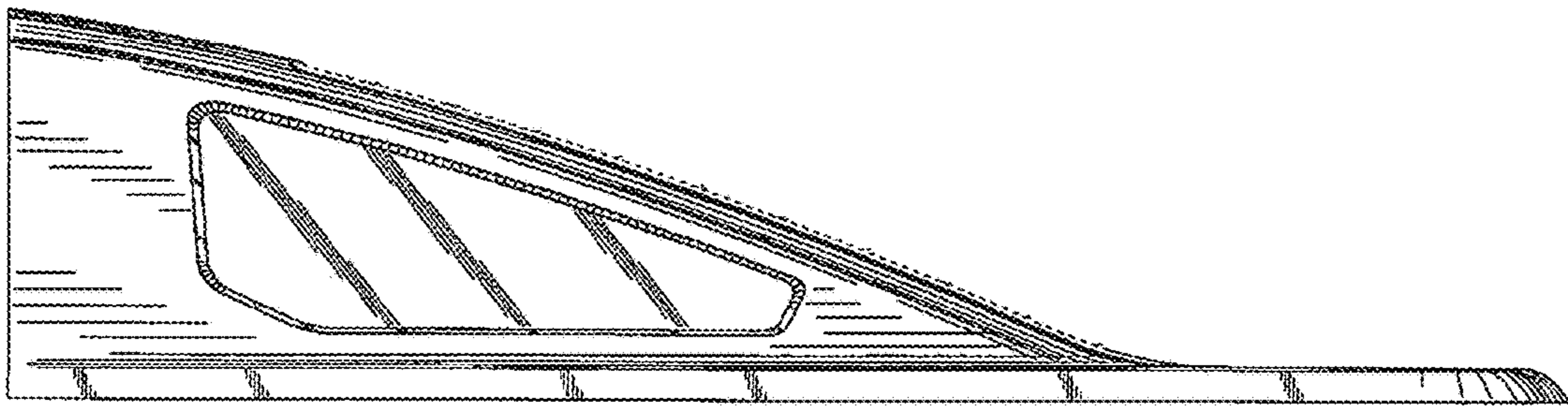


Fig. 2

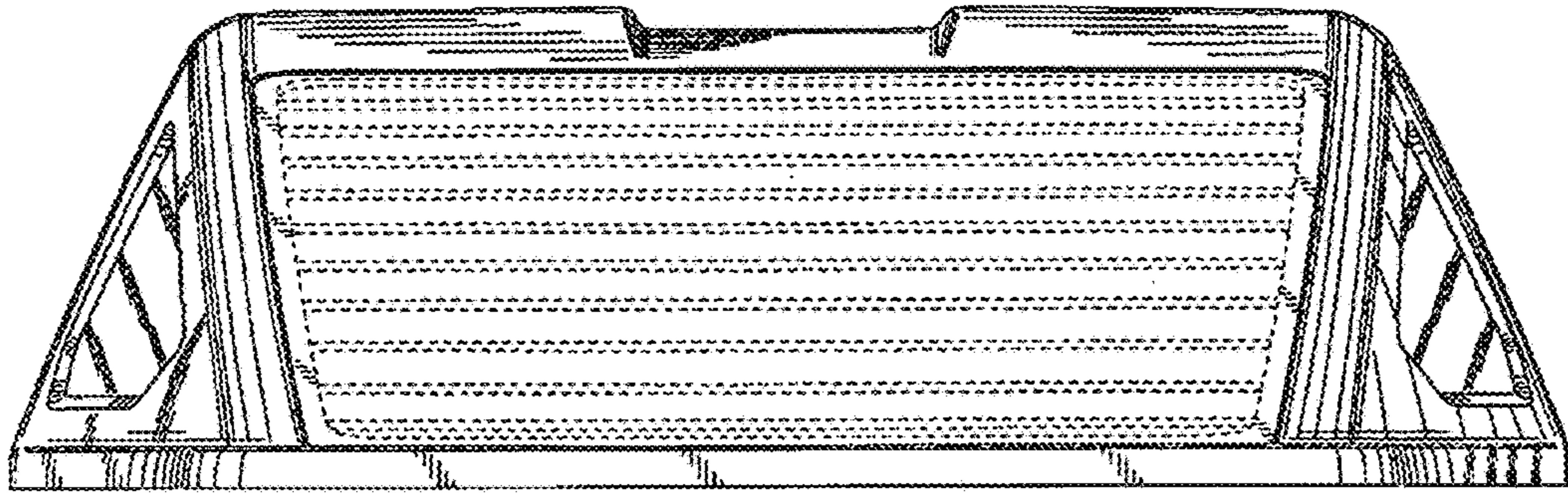


Fig. 3

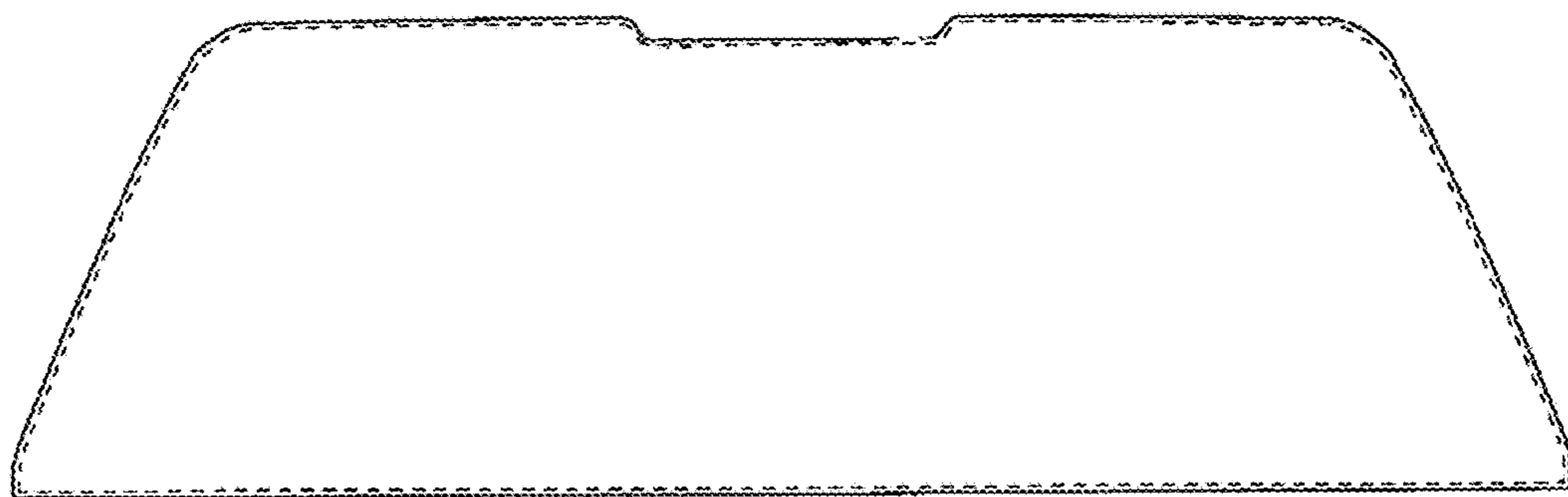


Fig. 4

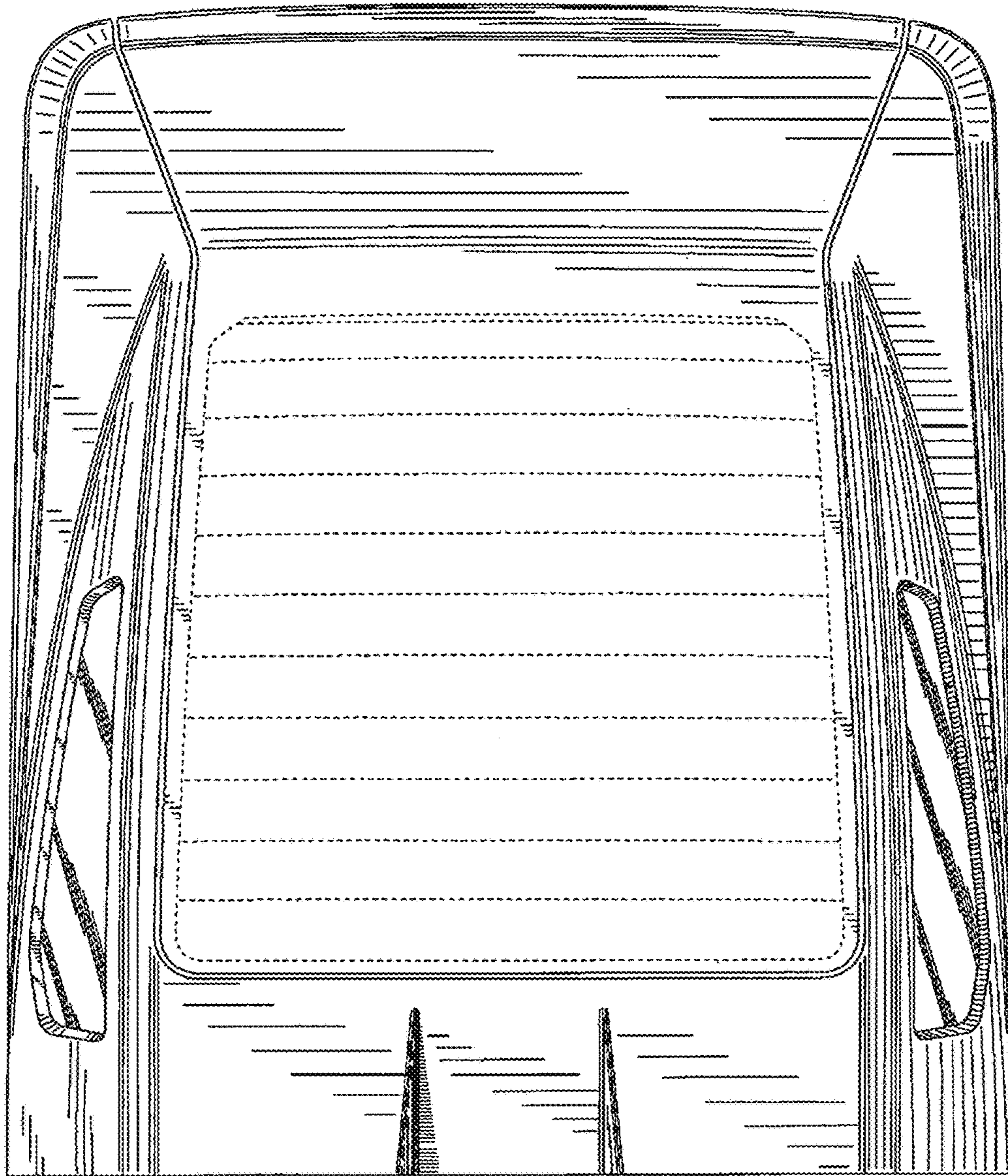


Fig. 5




Fig. 6