



US00D813773S

(12) **United States Design Patent**
Cho et al.

(10) **Patent No.:** **US D813,773 S**
(45) **Date of Patent:** **** Mar. 27, 2018**

(54) **TRUNK LID FOR VEHICLES**
(71) Applicant: **KIA MOTORS CORPORATION**,
Seoul (KR)
(72) Inventors: **Soo Han Cho**, Gyeonggi-do (KR);
Sung Hoon Ahn, Gyeonggi-do (KR);
Sung Sik Kong, Gyeonggi-do (KR)
(73) Assignee: **Kia Motors Corporation**, Seoul (KR)
(**) Term: **15 Years**
(21) Appl. No.: **35/502,087**
(22) Filed: **Jun. 14, 2016**

D513,601 S * 1/2006 Nagashima D12/196
D514,042 S * 1/2006 Pfeiffer D12/196
D514,491 S * 2/2006 Nagashima D12/196
D528,490 S * 9/2006 Schumaker D12/196
D571,701 S * 6/2008 Sato D12/196
7,380,866 B2 * 6/2008 Saitoh B60J 5/101
296/146.5
D581,336 S * 11/2008 Gabath D12/196
D585,004 S * 1/2009 Leclercq D12/196
D596,546 S * 7/2009 Habib D12/196
8,152,220 B2 * 4/2012 Fukui B60J 5/101
16/110.1
D679,643 S * 4/2013 Karras D12/196
D703,122 S * 4/2014 Futschik D12/196
D715,712 S * 10/2014 Thompson D12/196
D731,942 S * 6/2015 Hammoud D12/196
D743,864 S * 11/2015 Loeb D12/196
2009/0026793 A1 * 1/2009 Ichinose B62D 25/105
296/76

(80) **Hague Agreement Data**
Int. Filing Date: **Jun. 14, 2016**
Int. Reg. No.: **DM/091325**
Int. Reg. Date: **Jun. 14, 2016**
Int. Reg. Pub. Date: **Dec. 16, 2016**
(51) **LOC (11) Cl.** **12-16**
(52) **U.S. Cl.**
USPC **D12/196**
(58) **Field of Classification Search**
USPC D12/86, 90-92, 163, 169, 171, 196, 216
CPC B60R 19/02; B60R 19/03; B60R 19/04;
B62D 25/08; B62D 25/12; B60J 5/10;
B60J 5/101; B60J 5/102; B60J 5/103;
B60J 5/107
See application file for complete search history.

* cited by examiner

Primary Examiner — Darlington Ly
(74) *Attorney, Agent, or Firm* — Mintz Levin Cohn Ferris
Glovsky and Popeo, P.C.; Kongsik Kim

(56) **References Cited**
U.S. PATENT DOCUMENTS
D419,510 S * 1/2000 Sacco D12/196
D440,532 S * 4/2001 Sacco D12/196
D467,850 S * 12/2002 Warming D12/196
D476,936 S * 7/2003 Boyer D12/196
D495,983 S * 9/2004 Pfeiffer D12/196


(57) **CLAIM**

The ornamental design for a trunk lid for vehicles, as shown
and described.


DESCRIPTION

1. Trunk lid for vehicles
1.1 is a top, front, and right side perspective view of a trunk
lid for vehicles showing our new design;
1.2 is a front elevational view thereof;
1.3 is a rear elevational view thereof;
1.4 is a left side elevational view thereof;
1.5 is a right side elevational view thereof;
1.6 is a top plan view thereof;
1.7 is a bottom plan view thereof; and
1.8 is a bottom, front, and right side perspective view
thereof.


1 Claim, 8 Drawing Sheets




1.1




1.2




1.3




1.4




1.5



1.6



1.7



1.8

