



US00D813769S

(12) **United States Design Patent**  
**Yaguchi**

(10) **Patent No.:** **US D813,769 S**  
(45) **Date of Patent:** **\*\* Mar. 27, 2018**

- (54) **INSTRUMENT PANEL FOR AN AUTOMOBILE**
- (71) Applicant: **HONDA MOTOR CO., LTD.**, Tokyo (JP)
- (72) Inventor: **Fumihiko Yaguchi**, Wako (JP)
- (73) Assignee: **HONDA MOTOR CO., LTD.**, Tokyo (JP)
- (\*\*) Term: **15 Years**
- (21) Appl. No.: **29/555,829**
- (22) Filed: **Feb. 25, 2016**
- (30) **Foreign Application Priority Data**  
Aug. 28, 2015 (JP) ..... 2015-018998
- (51) **LOC (11) Cl.** ..... **12-16**
- (52) **U.S. Cl.**  
USPC ..... **D12/192**
- (58) **Field of Classification Search**  
USPC ..... D21/477; D10/102, 49, 46, 98, 103, D10/122-127, 53; D12/192, 110, 114, D12/415; 296/97.1, 37.18, 70, 37.12; 362/492; 702/165; D14/157, 210, 224.1, D14/258, 315; D15/17, 28; 348/118, 348/837; D26/139; 114/364  
CPC ..... B60R 21/045; B60R 11/02; B60K 35/00; B60K 37/00; B60H 3/06  
See application file for complete search history.

- (56) **References Cited**  
**U.S. PATENT DOCUMENTS**  
5,385,378 A \* 1/1995 Hakamada ..... B60H 3/0616  
16/374  
5,951,045 A \* 9/1999 Almfelt ..... B60R 21/045  
180/90

- D449,263 S \* 10/2001 Yamazaki ..... D12/192
- D499,998 S \* 12/2004 Tanaka ..... D12/192
- D524,209 S \* 7/2006 Kabayama ..... D12/192
- D567,161 S \* 4/2008 Motozaki ..... D12/192
- D625,233 S \* 10/2010 Mizuhata ..... D12/192
- D642,505 S \* 8/2011 Nakajima ..... D12/192
- D652,359 S \* 1/2012 Kitajima ..... D12/192
- D653,185 S \* 1/2012 Senda ..... D12/192
- D696,171 S \* 12/2013 Iwauchi ..... D12/192
- D696,613 S \* 12/2013 Okita ..... D12/192
- D697,463 S \* 1/2014 Yamamoto ..... D12/192
- D699,171 S \* 2/2014 Matsuo ..... D12/192
- D704,609 S \* 5/2014 Nakauchi ..... D12/192
- D705,711 S \* 5/2014 Yamamoto ..... D12/192
- D727,813 S \* 4/2015 Yaguchi ..... D12/192
- D737,186 S \* 8/2015 Nakao ..... D12/192
- D761,709 S \* 7/2016 Shimizu ..... D12/192
- D770,348 S \* 11/2016 Shimizu ..... D12/192
- 9,630,561 B2 \* 4/2017 Kukita ..... G02F 1/155
- 9,689,182 B2 \* 6/2017 Kuriyama ..... E05B 81/06
- 9,701,252 B2 \* 7/2017 Gofon ..... B60R 7/082
- 9,731,747 B2 \* 8/2017 Obayashi ..... B62D 1/04

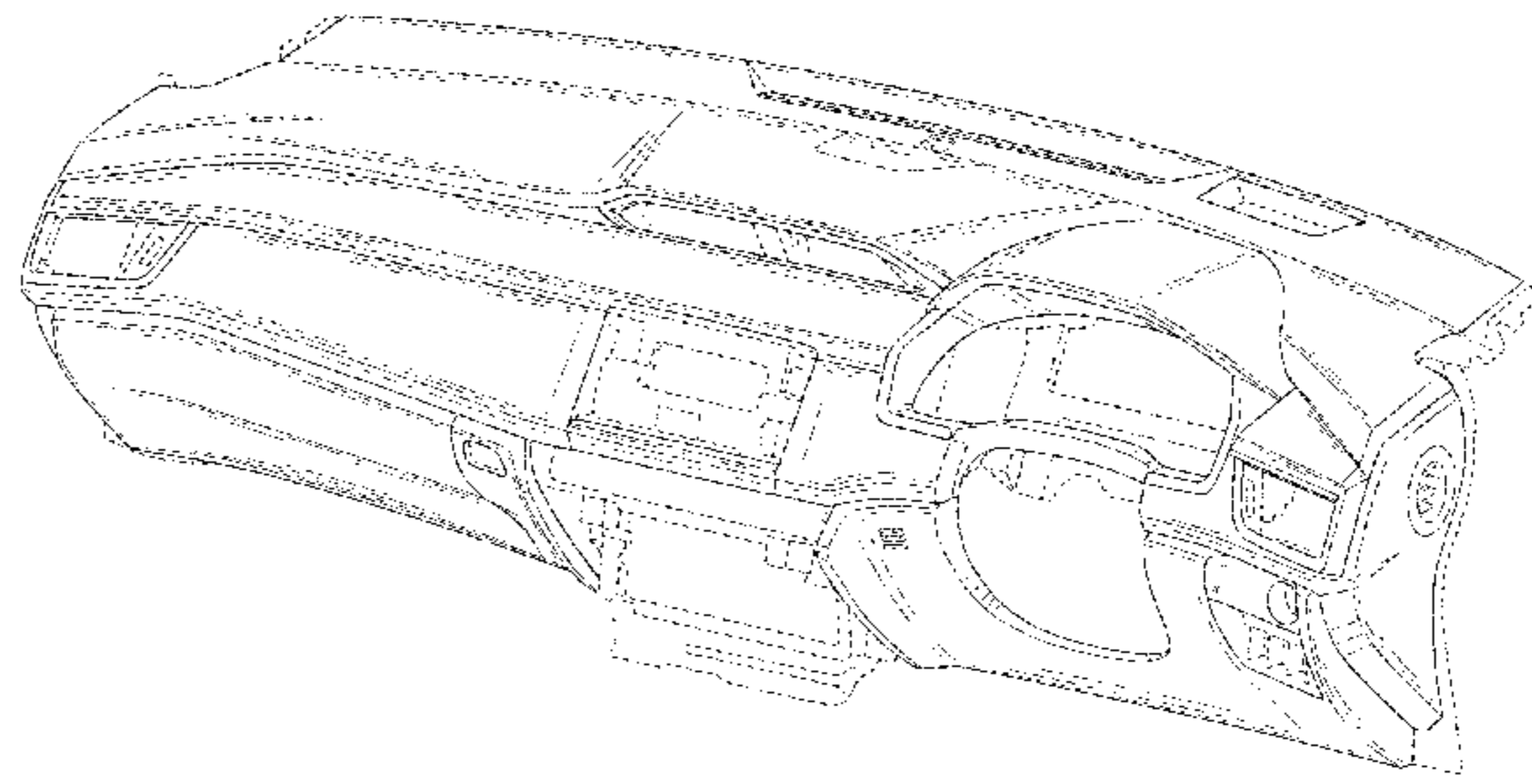
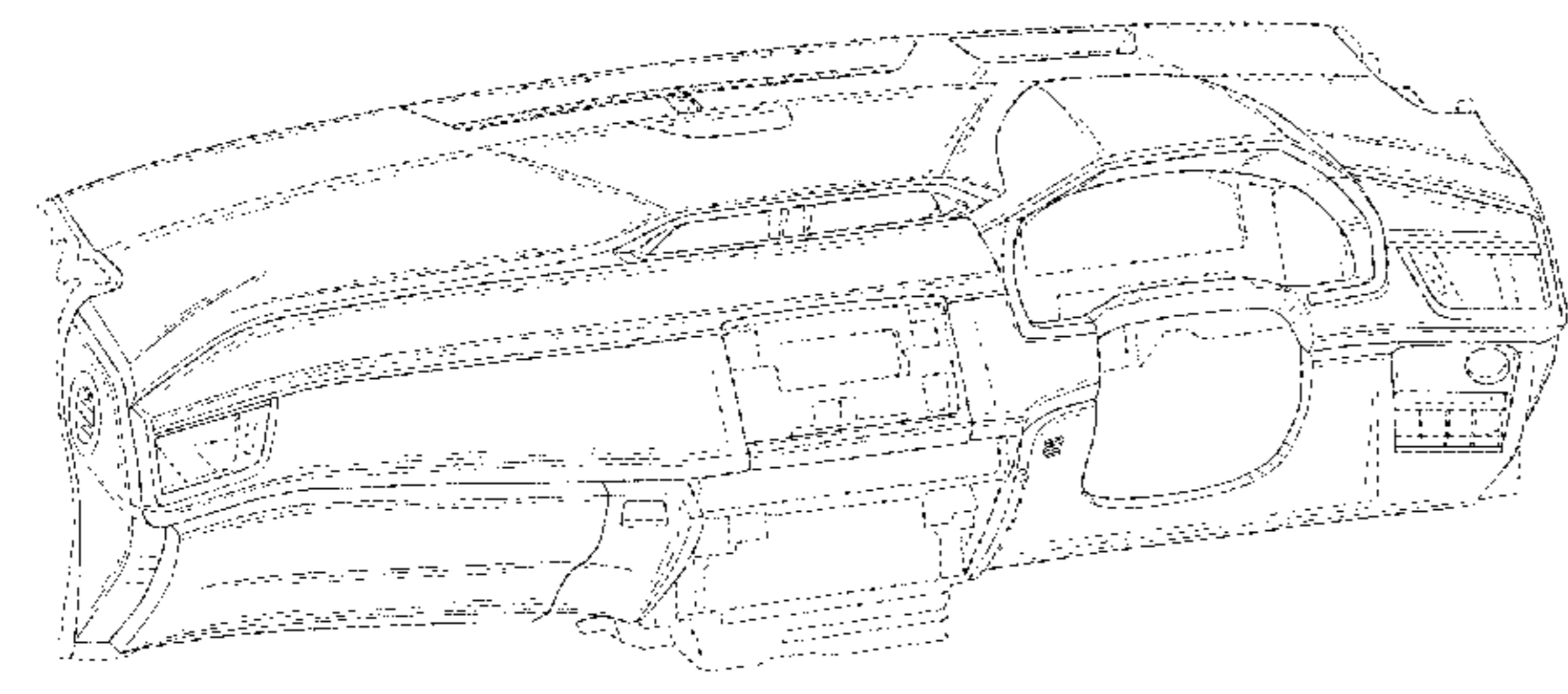
(Continued)

*Primary Examiner* — Lakiya G Rogers  
*Assistant Examiner* — Altaira J Swangin  
(74) *Attorney, Agent, or Firm* — Westerman, Hattori, Daniels & Adrian, LLP

(57) **CLAIM**  
The ornamental design for an instrument panel for an automobile, as shown and described.

**DESCRIPTION**  
FIG. 1 is a left side perspective view of an instrument panel for an automobile;  
FIG. 2 is a right side perspective view thereof;  
FIG. 3 is a front view thereof;  
FIG. 4 is a plan view thereof;  
FIG. 5 is a left side view thereof; and,  
FIG. 6 is a right side view thereof.  
The broken lines form no part of the claimed design.

**1 Claim, 6 Drawing Sheets**



(56)

**References Cited**

U.S. PATENT DOCUMENTS

9,764,621	B2 *	9/2017	Sakaguchi .....	B60H 1/3421
2012/0126563	A1 *	5/2012	Kuwano .....	B60R 7/06
				296/37.12
2017/0036687	A1 *	2/2017	Obayashi .....	B60Q 5/003
2017/0144594	A1 *	5/2017	Obayashi .....	B60Q 5/003
2017/0269771	A1 *	9/2017	Nam .....	G06F 3/0416
2017/0274857	A1 *	9/2017	An .....	B60R 21/045
2017/0282812	A1 *	10/2017	Yoshimura .....	B60R 11/0229

\* cited by examiner

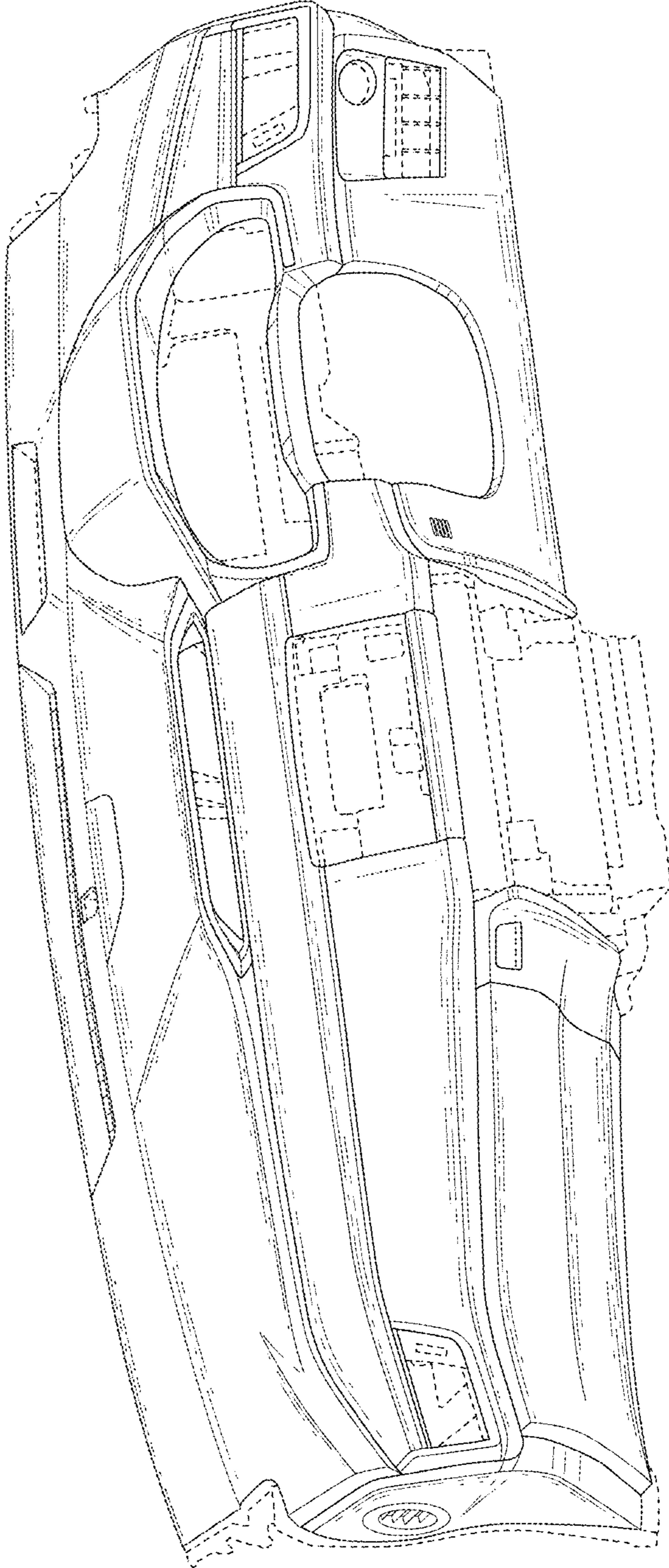


FIG.1

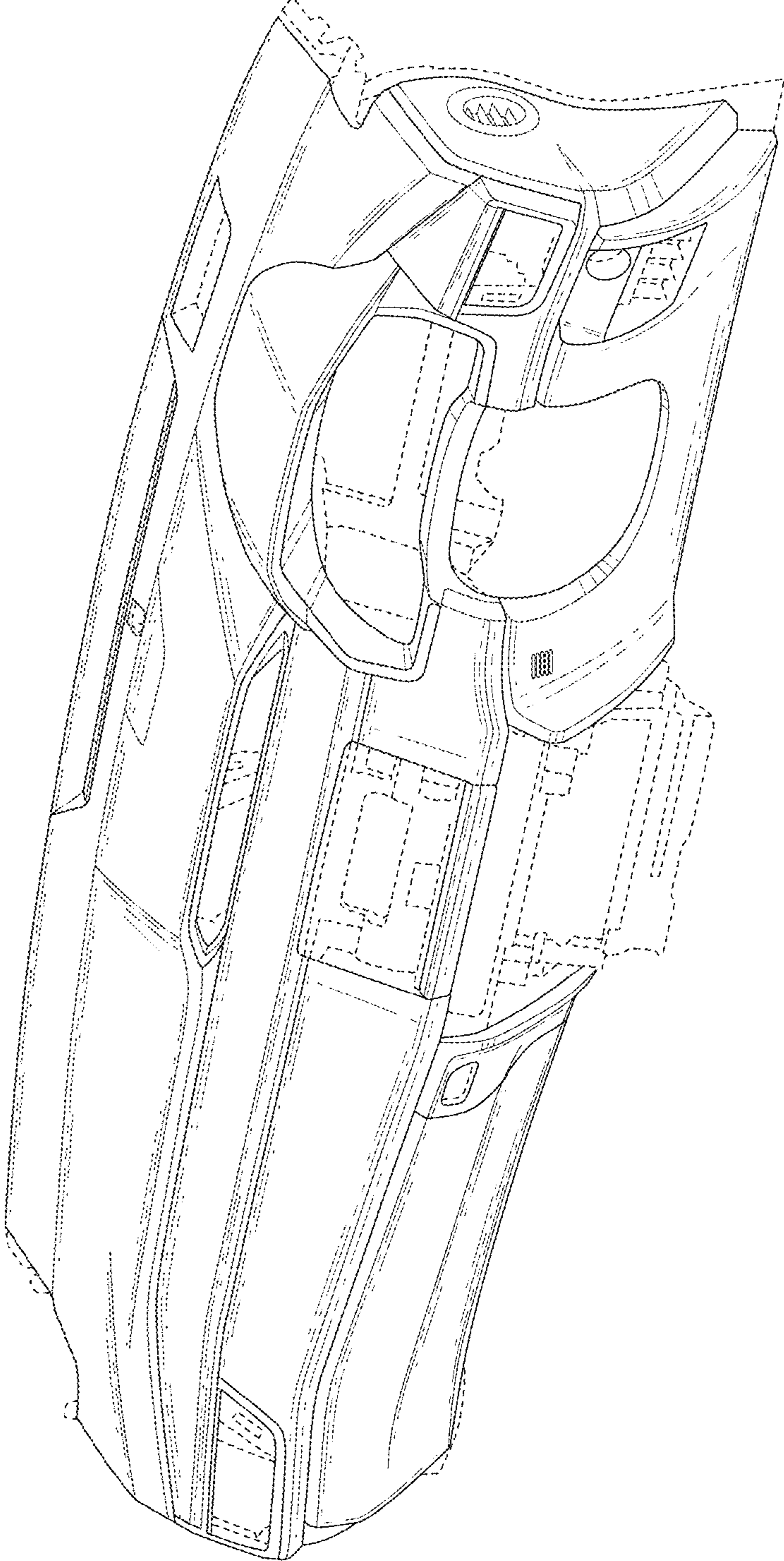


FIG.2

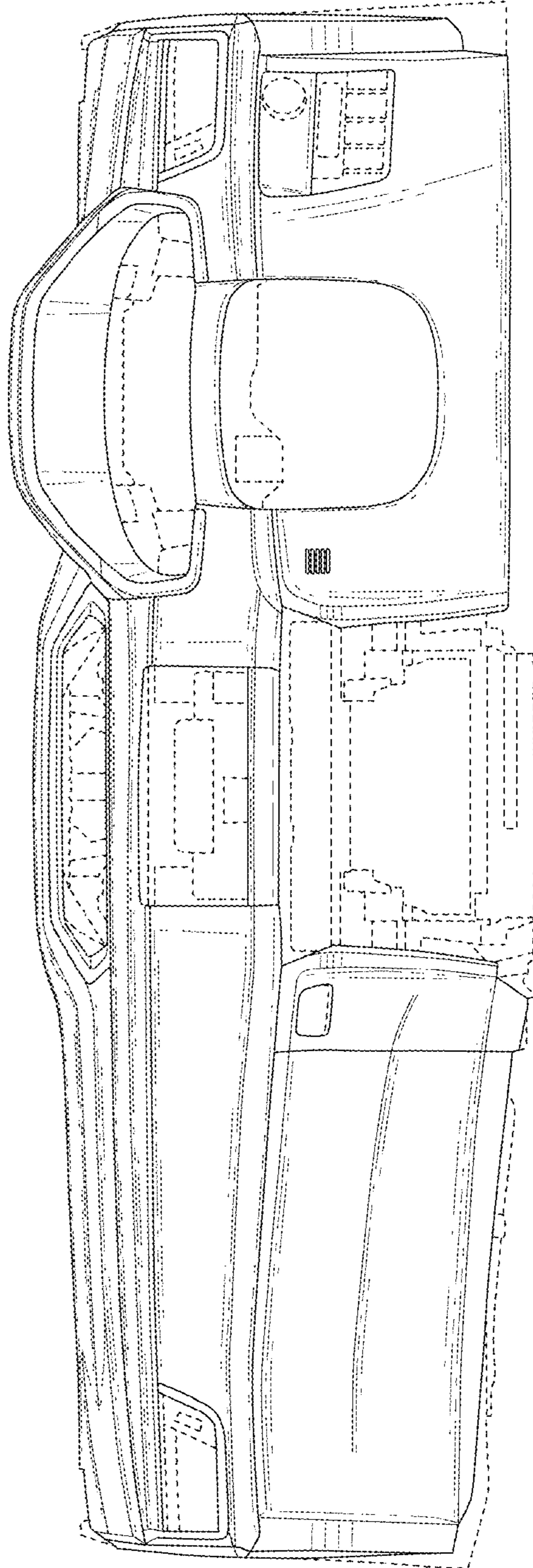


FIG.3

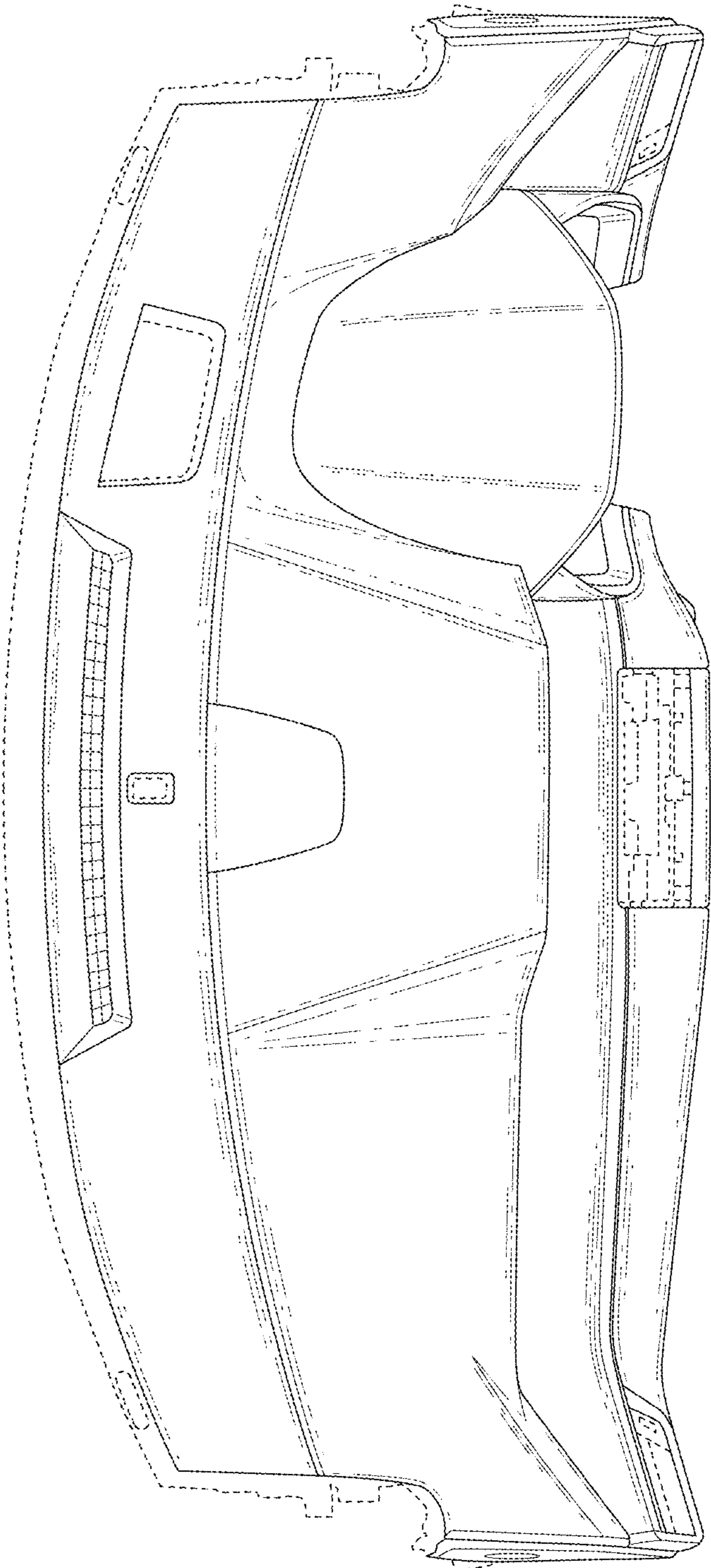


FIG.4

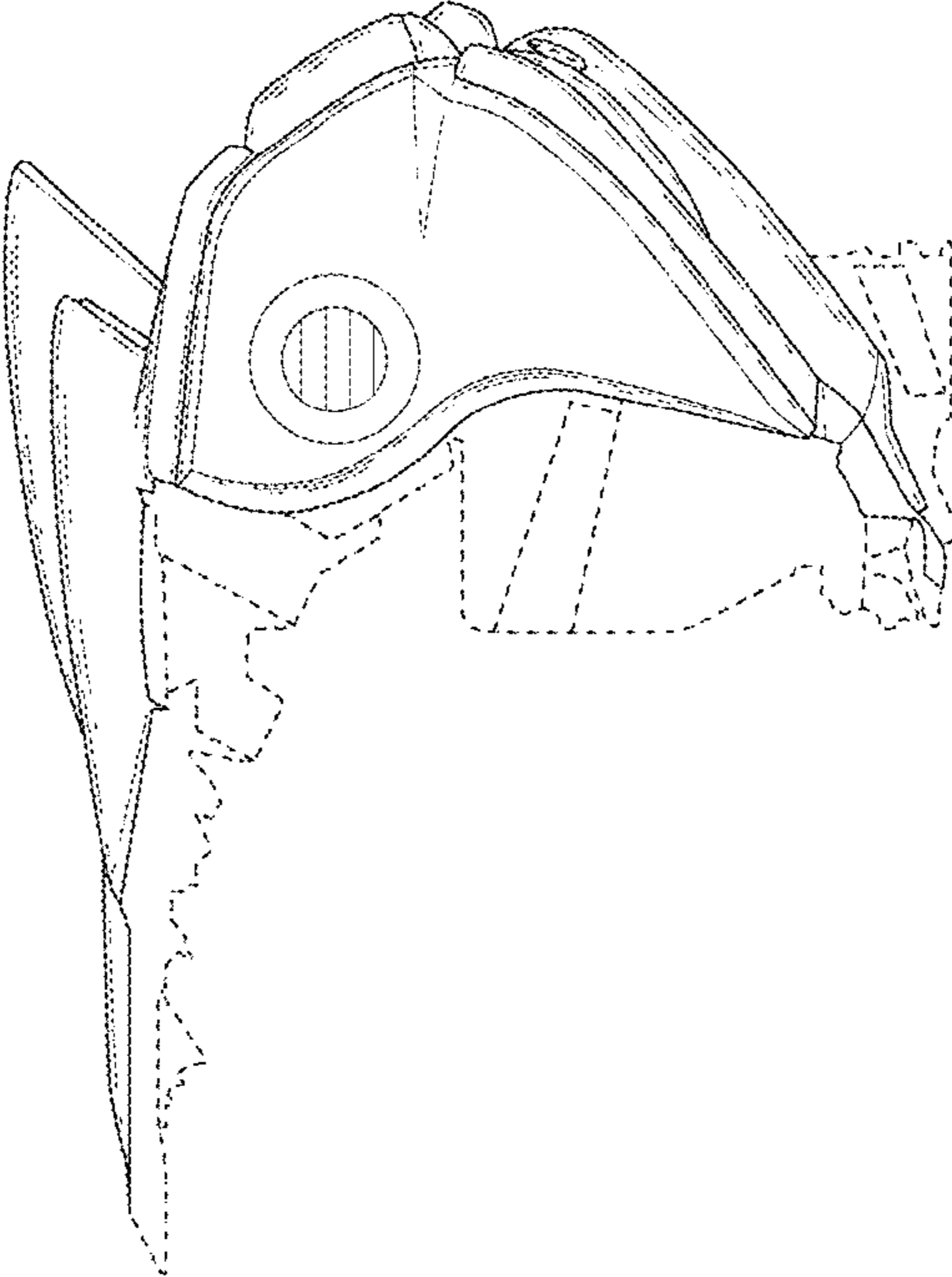


FIG.5

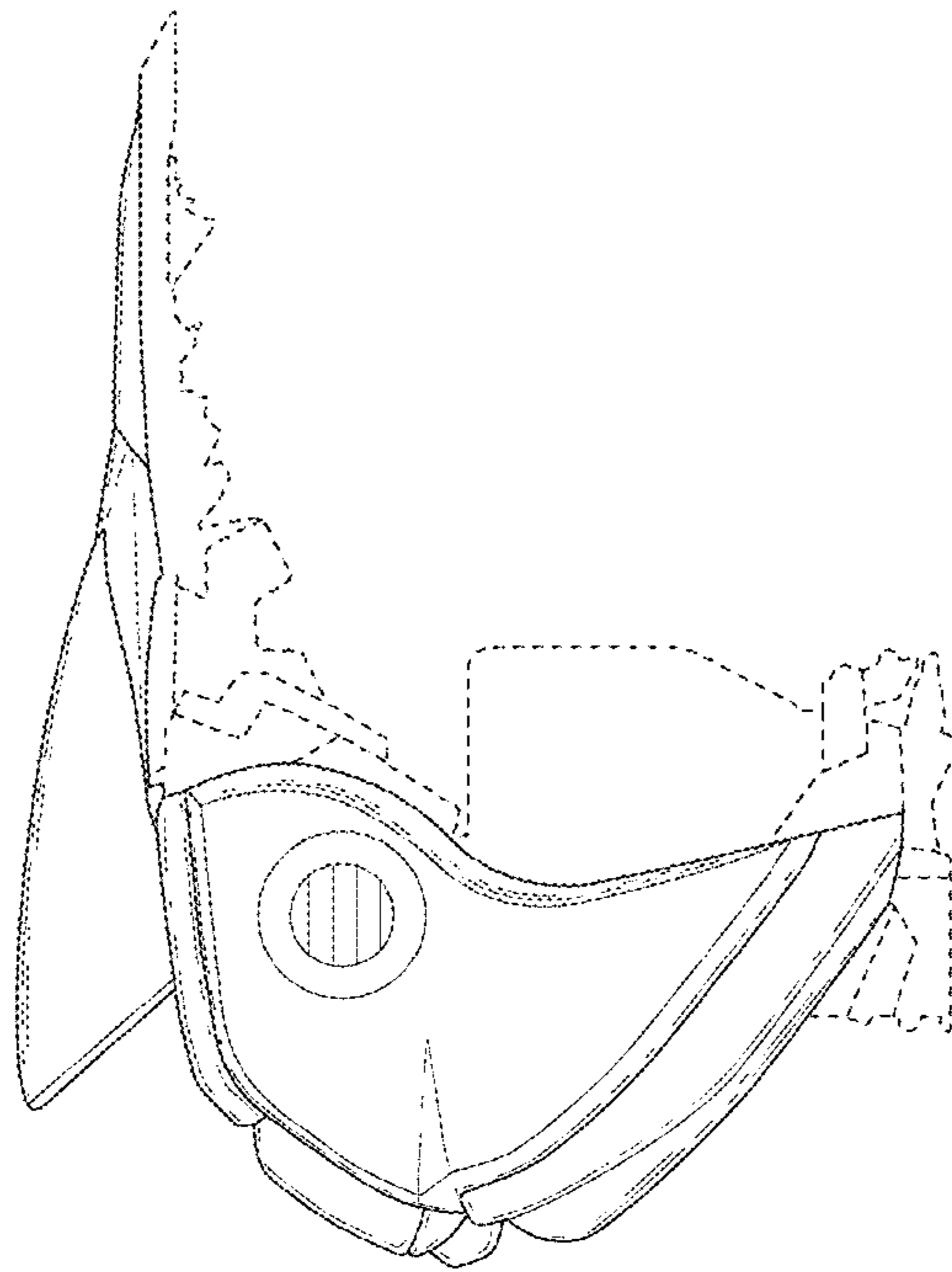


FIG.6