



US00D813767S

(12) **United States Design Patent**  
**Mulokandov**

(10) **Patent No.:** **US D813,767 S**  
(45) **Date of Patent:** **\*\* Mar. 27, 2018**

(54) **SUN SHADE FOR A VEHICLE WINDSHIELD**

(71) Applicant: **Mikhail Mulokandov**, Rego Park, NY  
(US)

(72) Inventor: **Mikhail Mulokandov**, Rego Park, NY  
(US)

(\*\*) Term: **15 Years**

(21) Appl. No.: **29/598,080**

(22) Filed: **Mar. 22, 2017**

(51) **LOC (11) Cl.** ..... **12-08**

(52) **U.S. Cl.**  
USPC ..... **D12/183**

(58) **Field of Classification Search**  
USPC ..... D12/96, 99, 181, 183, 184, 185, 190,  
D12/192, 195, 191, 400, 401, 403, 404;  
D3/1, 2, 4; D23/411, 413  
CPC ..... B60J 1/2091; B60J 1/20; B60J 1/02; B60J  
11/025; A45B 27/00; A45B 27/02  
See application file for complete search history.

(56) **References Cited**

U.S. PATENT DOCUMENTS

4,775,180	A *	10/1988	Phillips	.....	B60J 1/2091 160/370.23
5,269,360	A *	12/1993	Chen	.....	B60J 1/2091 160/84.06
D373,015	S *	8/1996	Schwartz	.....	416/73
5,657,810	A *	8/1997	Levy	.....	B60J 1/20 160/134
6,152,206	A *	11/2000	Chen	.....	B60J 1/2091 160/370.23

6,959,752	B2 *	11/2005	Huang	.....	B60J 1/2091 160/370.23
7,347,670	B1 *	3/2008	Henderson	.....	A45B 27/02 416/70 A
8,104,820	B2 *	1/2012	Browne	.....	B60J 11/025 160/370.23
D708,558	S *	7/2014	Coombs	.....	D12/183
D776,028	S *	1/2017	Martinez	.....	D12/183
2010/0123023	A1 *	5/2010	Schnuckle	.....	A45B 27/00 239/289
2016/0318278	A1 *	11/2016	Nakayama	.....	B60J 1/02
2017/0274739	A1 *	9/2017	Mulokandov	.....	B60J 1/2091

\* cited by examiner

*Primary Examiner* — Karen S Acker  
*Assistant Examiner* — Jerry Shiuan-Hua Hsu  
(74) *Attorney, Agent, or Firm* — RG Patent Consulting, LLC; Rachel Gilboy

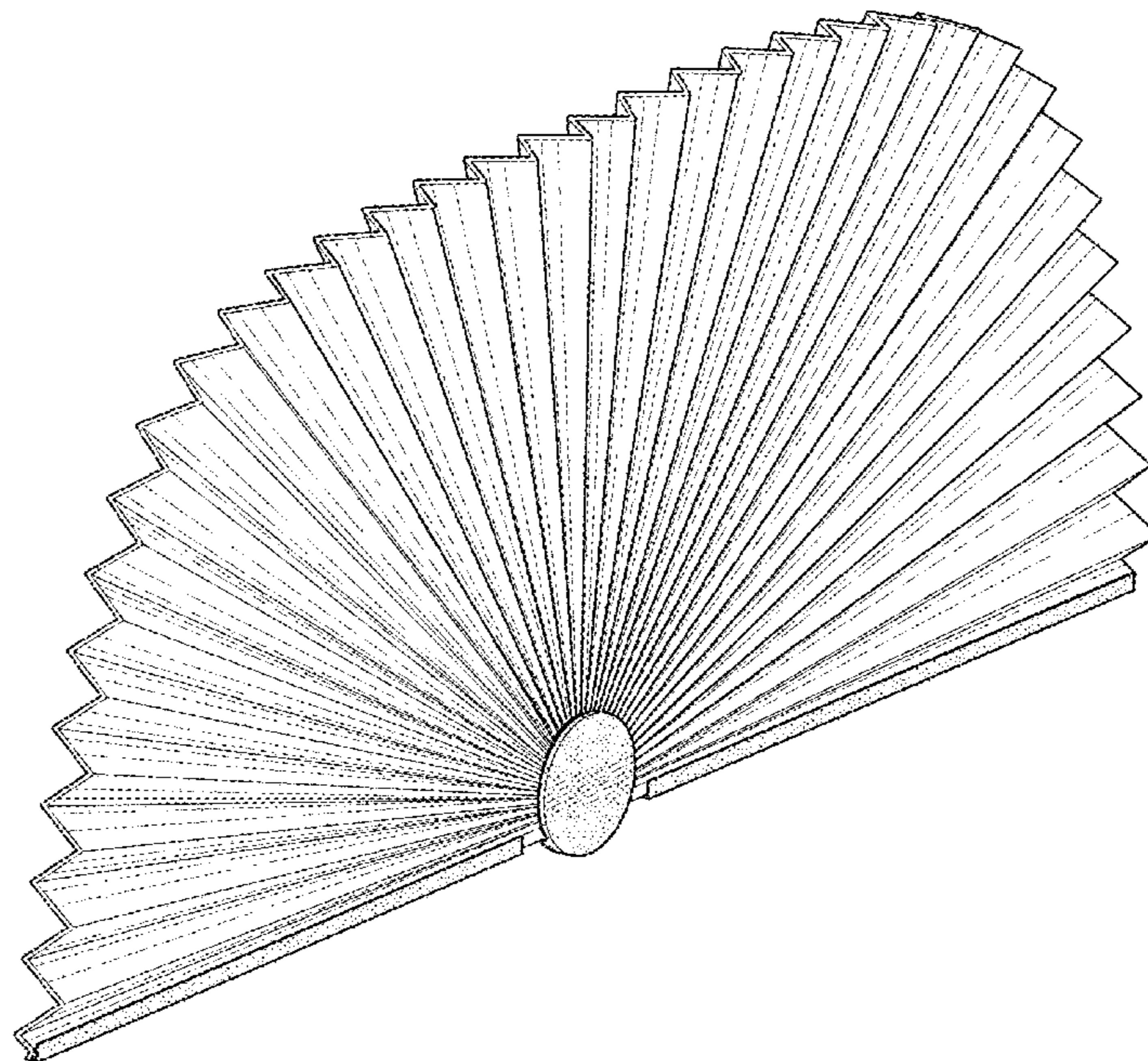
(57) **CLAIM**

The ornamental design for a sun shade for a vehicle windshield, as shown and described.

**DESCRIPTION**

FIG. 1 is a perspective view of the sun shade for a vehicle windshield showing my new design;  
FIG. 2 is a front elevation view thereof;  
FIG. 3 is a rear elevation view thereof;  
FIG. 4 is a top plan view thereof;  
FIG. 5 is a bottom plan view thereof;  
FIG. 6 is a left elevation view thereof; and,  
FIG. 7 is a right elevation view thereof.

**1 Claim, 4 Drawing Sheets**



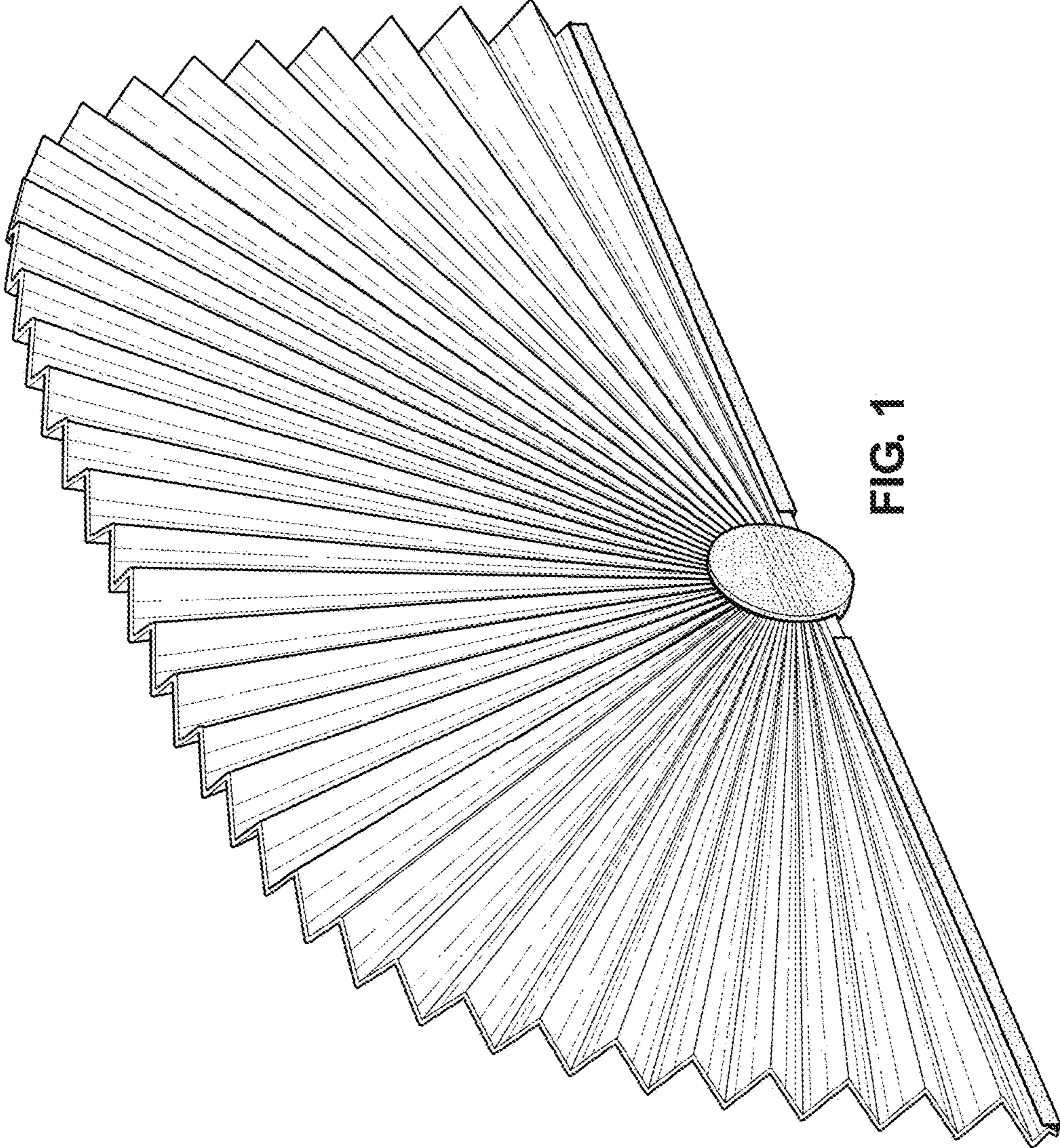


FIG. 1



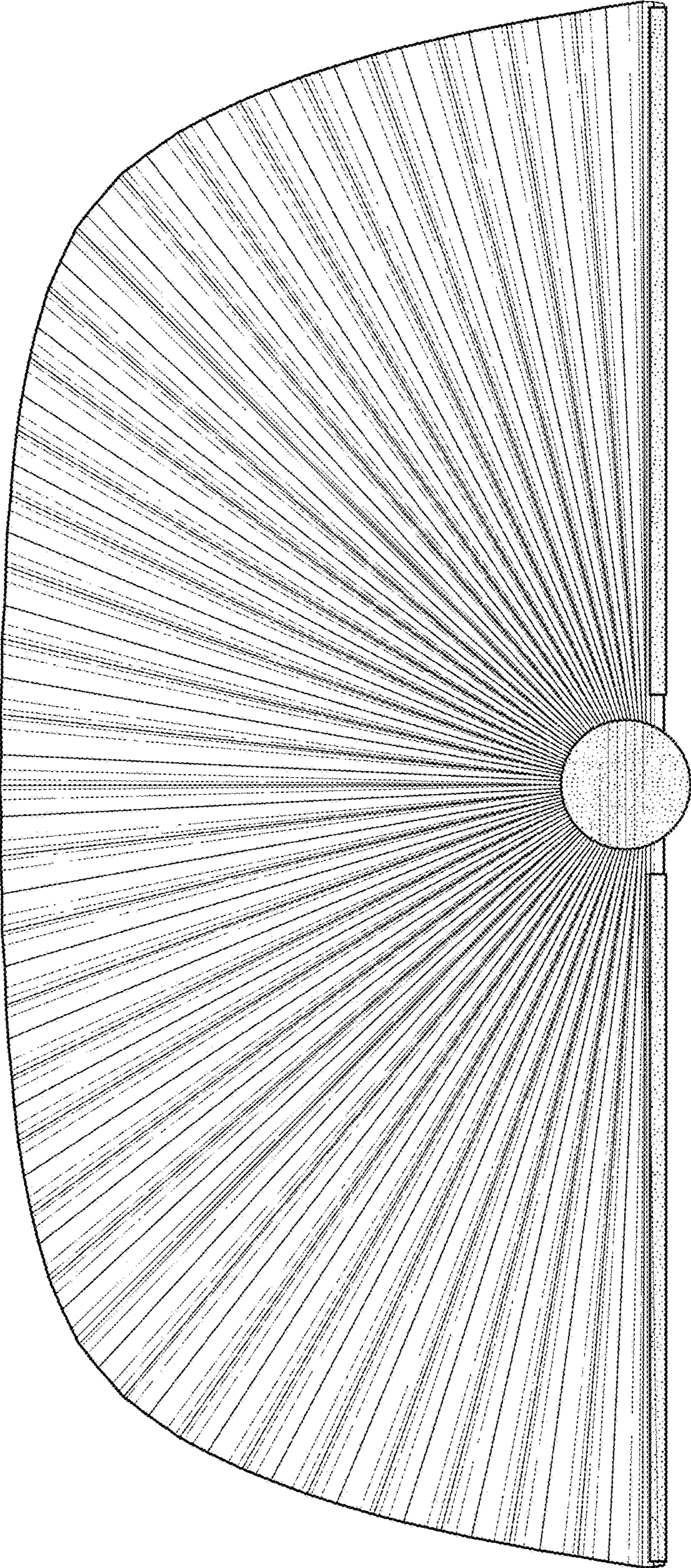


FIG. 2



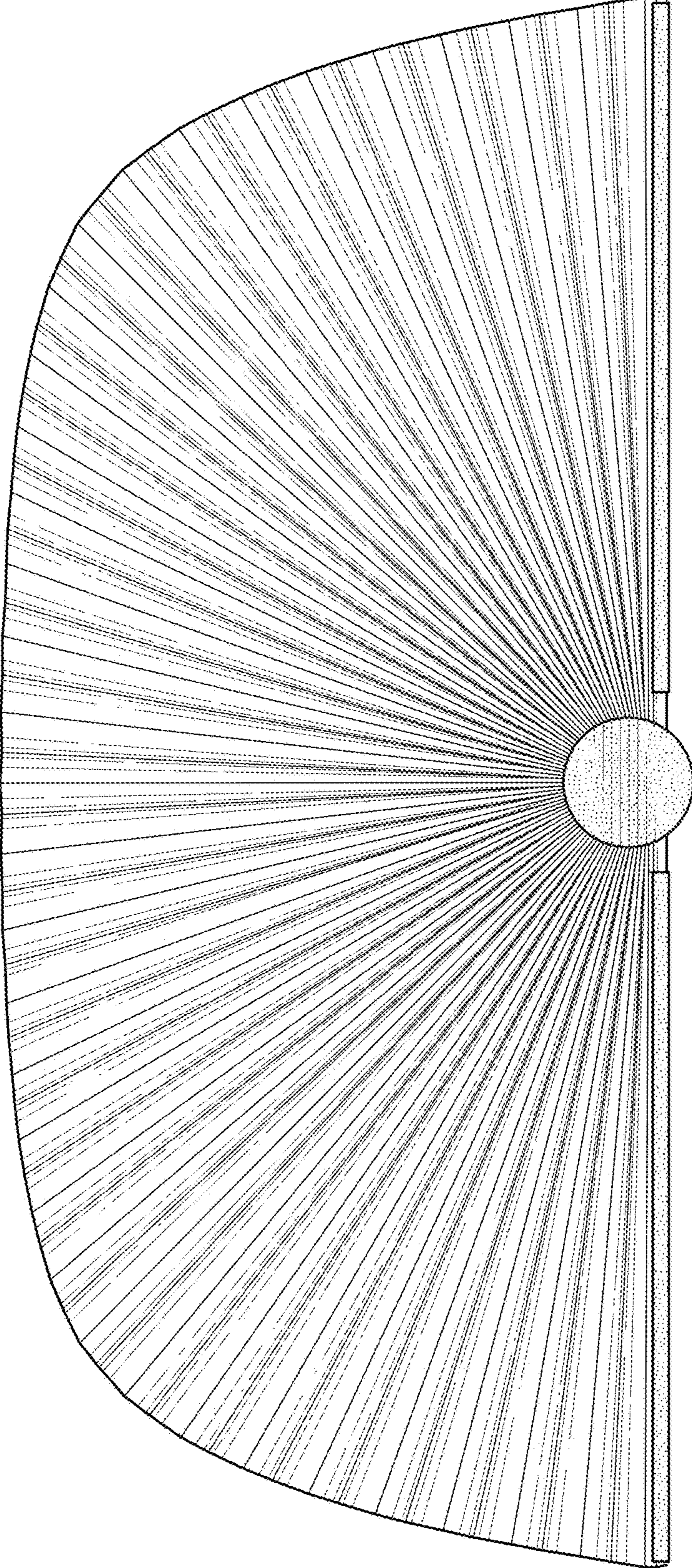


FIG. 3



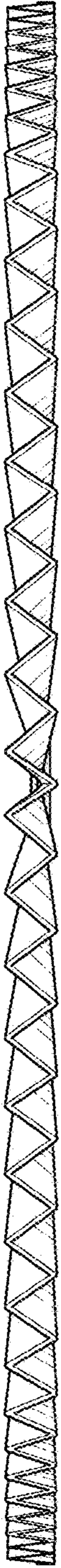


FIG. 4

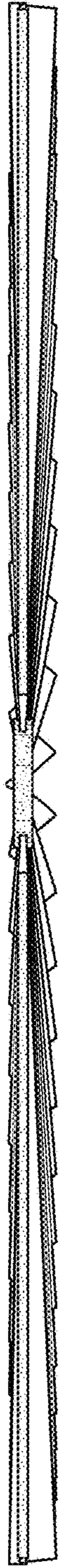


FIG. 5



FIG. 7



FIG. 6