



US00D813762S

(12) **United States Design Patent**
Bucher et al.

(10) **Patent No.:** **US D813,762 S**
(45) **Date of Patent:** **** Mar. 27, 2018**

- (54) **VEHICLE WINDSHIELD**
- (71) Applicant: **Ford Global Technologies, LLC**,
Dearborn, MI (US)
- (72) Inventors: **George Bucher**, Dearborn, MI (US);
James Grake, Beverly Hills, MI (US)
- (73) Assignee: **Ford Global Technologies, LLC**,
Dearborn, MI (US)
- (**) Term: **15 Years**
- (21) Appl. No.: **29/593,073**
- (22) Filed: **Feb. 6, 2017**
- (51) **LOC (11) Cl.** **12-08**
- (52) **U.S. Cl.**
USPC **D12/182**
- (58) **Field of Classification Search**
USPC D12/181, 182, 183, 184, 185, 317
CPC B32B 3/00; B32B 17/10036; B32B
17/10348; B60J 1/02; B60S 1/0488
See application file for complete search history.

- (56) **References Cited**
U.S. PATENT DOCUMENTS
D522,941 S * 6/2006 Metros D12/182
D572,641 S * 7/2008 Schiavone et al.
D601,064 S * 9/2009 Golden D12/182
D607,388 S * 1/2010 Mahoney D12/182
D668,192 S * 10/2012 Hamilton D12/182

D680,924 S *	4/2013	Song	D12/182
D721,311 S *	1/2015	Platto	D12/182
D721,627 S *	1/2015	Blanski	D12/182
D741,760 S *	10/2015	Behmer	D12/182
D756,867 S *	5/2016	Wolff	D12/182
D786,157 S *	5/2017	Schiavone	D12/182
2006/0154085 A1 *	7/2006	Clery	B32B 17/10036 428/426
2017/0015180 A1 *	1/2017	Sakamoto	B60J 1/02
2017/0232713 A1 *	8/2017	Mannheim Astete	B32B 17/10348 428/172


* cited by examiner

Primary Examiner — Karen S Acker
Assistant Examiner — Jerry Shiuan-Hua Hsu
(74) *Attorney, Agent, or Firm* — James Dottavio

(57) **CLAIM**
The ornamental design for a vehicle windshield, as shown.

DESCRIPTION
FIG. 1 is a top left perspective view of a vehicle windshield, showing our new design;
FIG. 2 is a top right perspective view thereof;
FIG. 3 is a top rear perspective view thereof;
FIG. 4 is a front elevational view thereof;
FIG. 5 is a rear elevational view thereof;
FIG. 6 is a left side elevational view thereof;
FIG. 7 is a right side elevational view thereof;
FIG. 8 is a top plan view thereof; and,
FIG. 9 is a bottom plan view thereof.

1 Claim, 9 Drawing Sheets



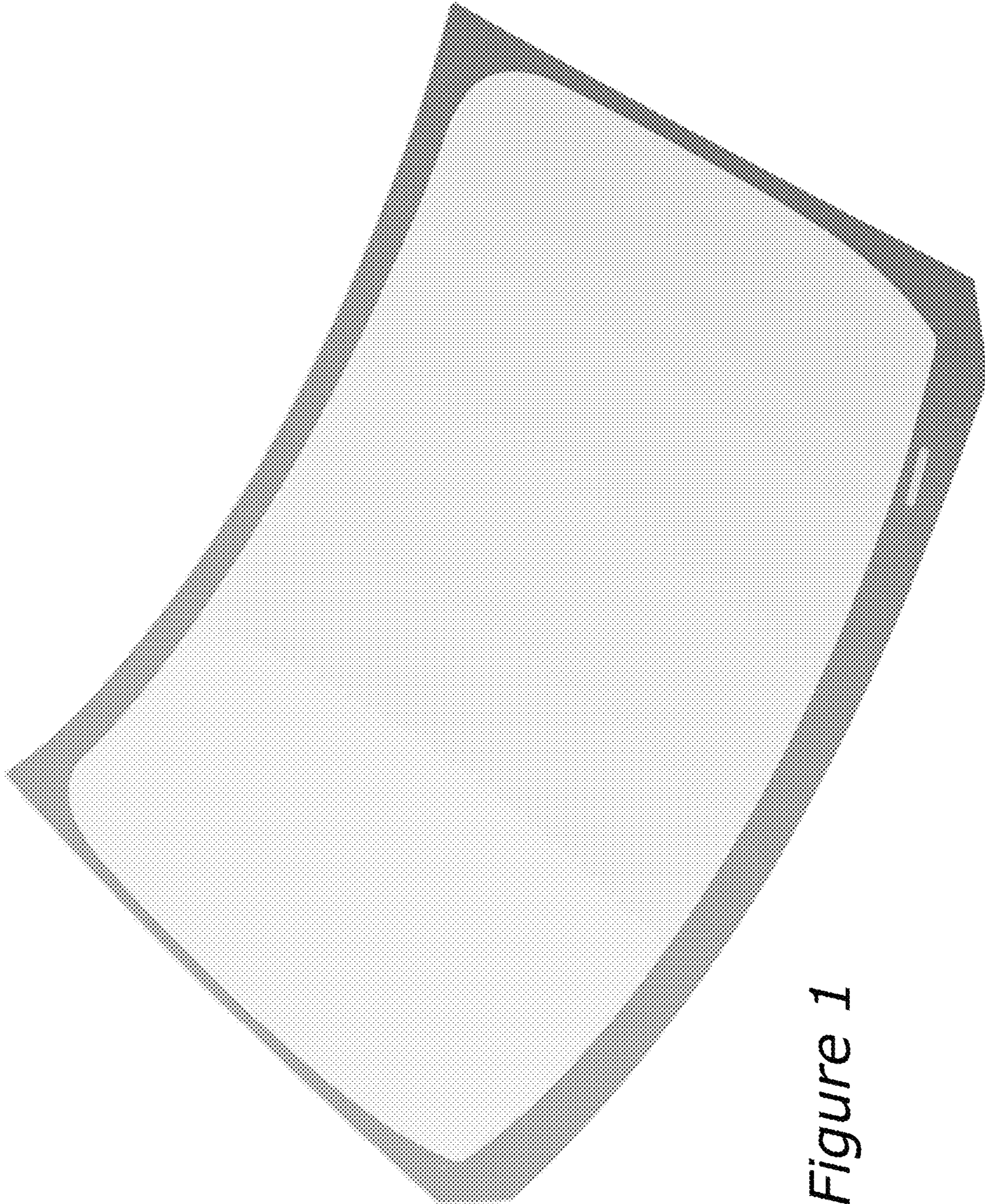


Figure 1

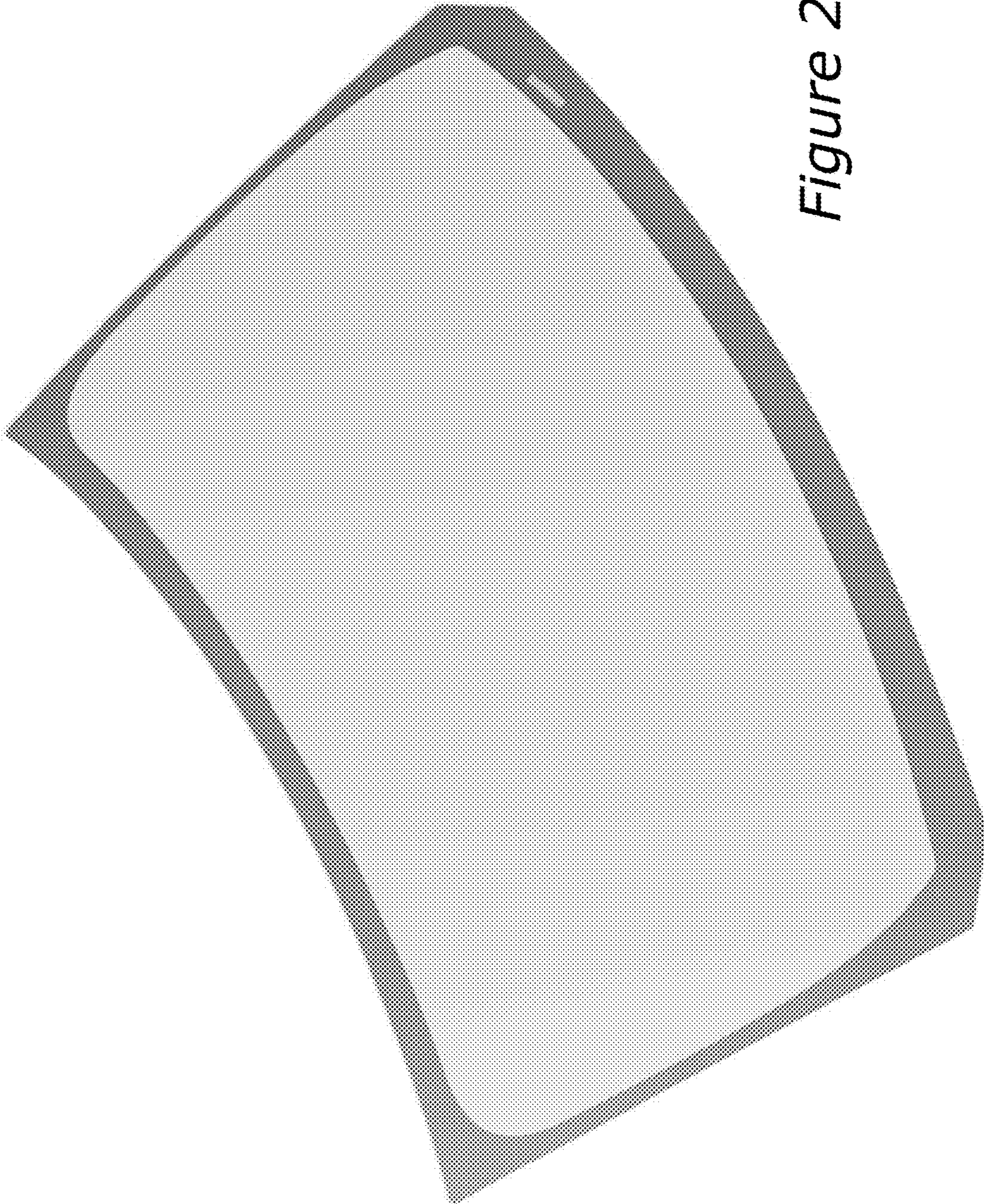


Figure 2

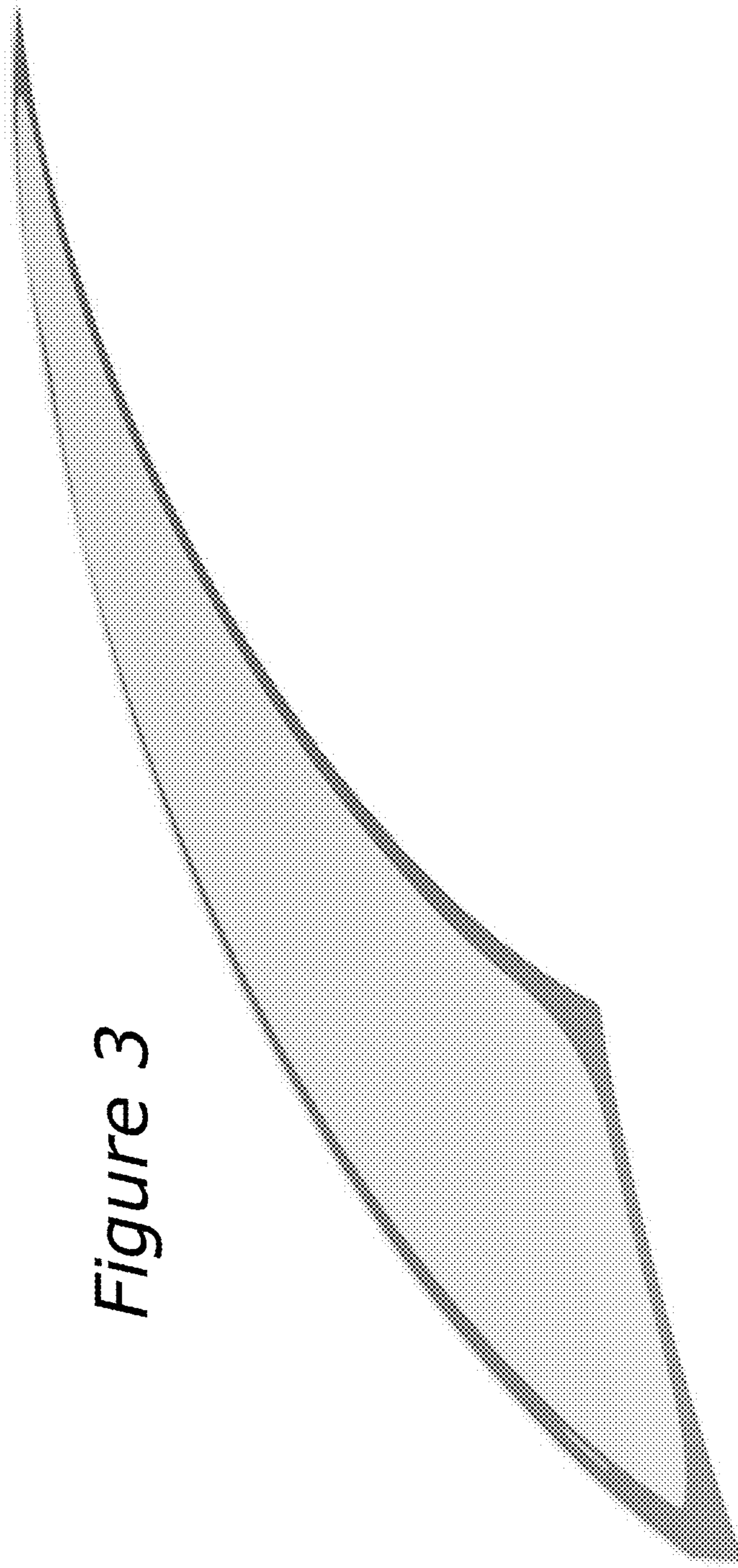


Figure 3




Figure 4




Figure 5




Figure 6




Figure 7

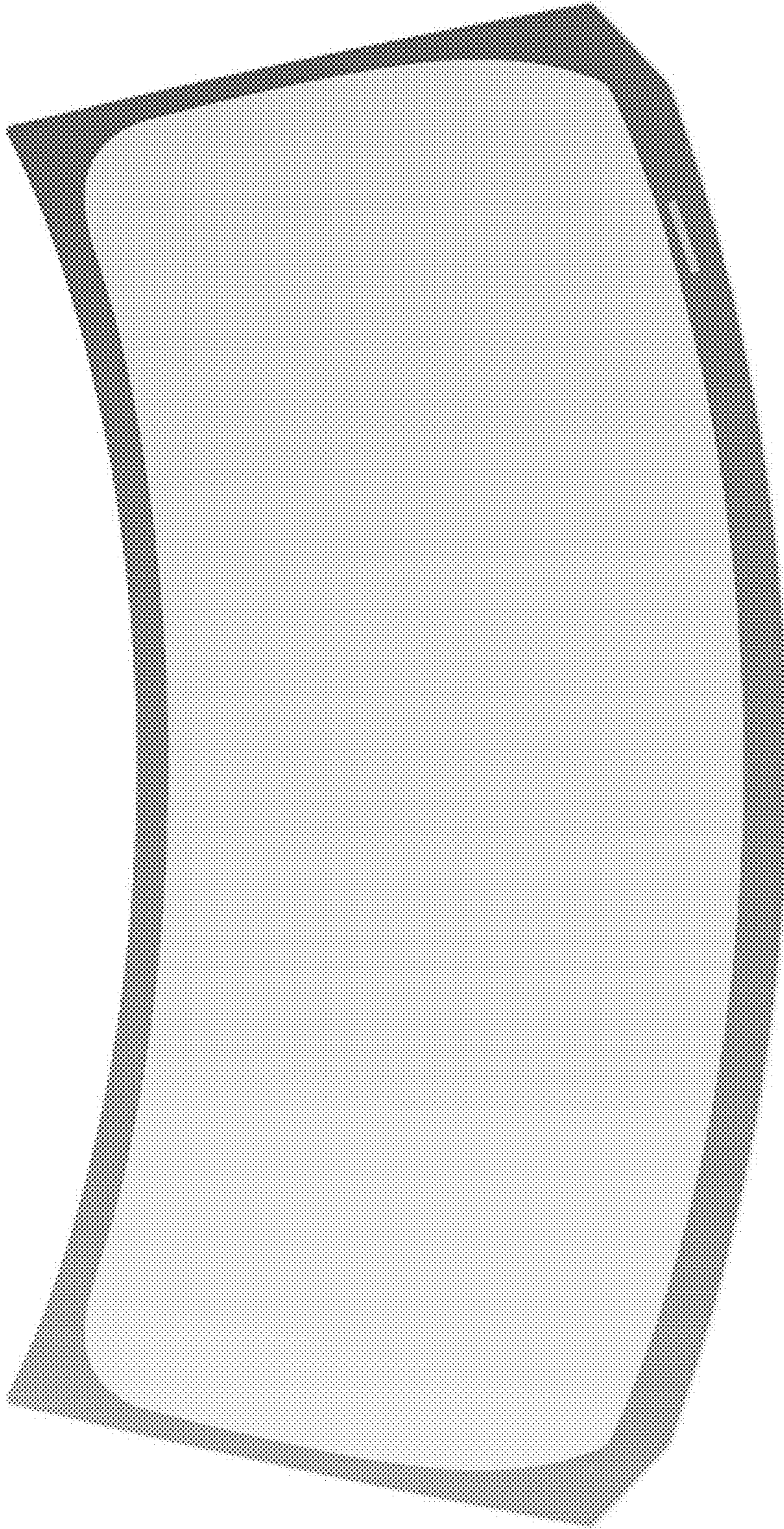


Figure 8

Figure 9

