



US00D813728S

(12) **United States Design Patent** (10) **Patent No.:** **US D813,728 S**
Ito et al. (45) **Date of Patent:** **** Mar. 27, 2018**

(54) **TRUCK**

(56) **References Cited**

(71) Applicant: **International Truck Intellectual Property Company, LLC**, Lisle, IL (US)
(72) Inventors: **Chris Isamu Ito**, Sugar Grove, IL (US); **Glen Joel Durmisevich**, Rochester Hills, MI (US); **William D. Miller**, Macomb Township, MI (US); **Rudolph D. Gonzalez**, Wheaton, IL (US); **Christian Michael Hardin**, Waterford, MI (US); **David James Olsen**, Aurora, IL (US); **John Ho Song**, Palatine, IL (US); **Robert P. Scott**, Aurora, IL (US); **James L. Smith, Jr.**, Batavia, IL (US); **James C. Box**, Leesburg, FL (US); **Benjamin Anthony Kuzmicz**, Naperville, IL (US); **Curtis L. Wilson**, Melbourne Beach, FL (US)
(73) Assignee: **International Truck Intellectual Property Company, LLC**, Lisle, IL (US)

U.S. PATENT DOCUMENTS

D406,552 S *	3/1999	Hellhake	D12/93
D542,715 S	5/2007	Beigel et al.	
D558,643 S	1/2008	Beigel et al.	
D566,009 S	4/2008	Beigel et al.	
D677,196 S *	3/2013	Salaverry	D12/181
D703,105 S	4/2014	Riggs et al.	
D711,786 S *	8/2014	Brzustowicz	D12/96
D711,787 S *	8/2014	Brzustowicz	D12/96
D711,788 S *	8/2014	Brzustowicz	D12/96
D719,879 S	12/2014	Ito et al.	
D735,614 S *	8/2015	Alemaný	D12/96
D758,253 S *	6/2016	Brzustowicz	D12/96

* cited by examiner

Primary Examiner — George D. Kirschbaum

Assistant Examiner — Joseph J Kukella

(74) *Attorney, Agent, or Firm* — Jeffrey P. Calfa; Mark C. Bach

(**) Term: **15 Years**

(21) Appl. No.: **29/567,352**

(22) Filed: **Jun. 8, 2016**

(51) **LOC (11) Cl.** **12-08**

(52) **U.S. Cl.**
USPC **D12/93**

(58) **Field of Classification Search**
USPC D12/82, 86, 90–93, 96–99, 175, 177, D12/181, 184, 190, 196, 221
CPC B62D 35/00; B62D 35/001
See application file for complete search history.

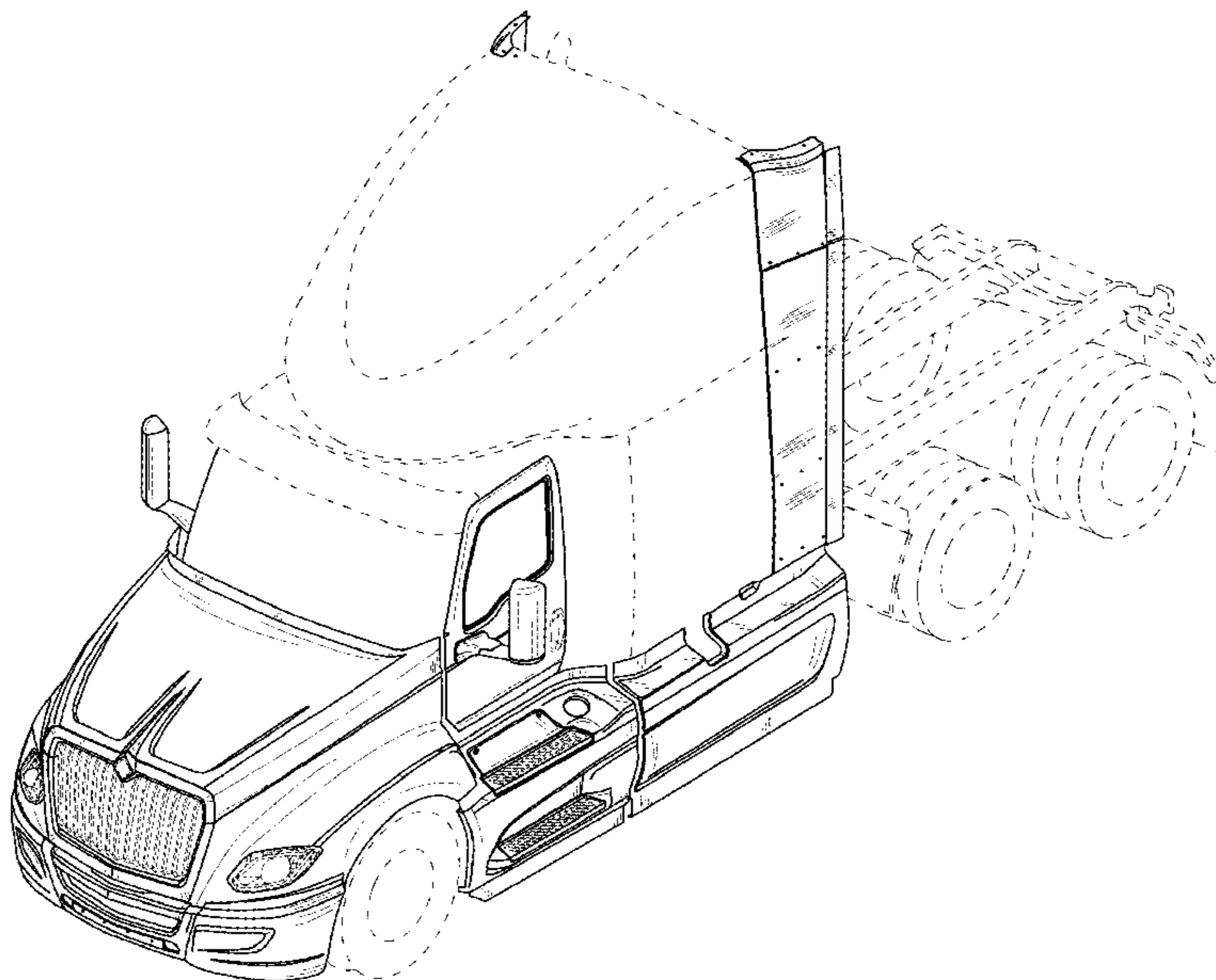
(57) **CLAIM**

The ornamental design for a truck, as shown and described.

DESCRIPTION

FIG. 1 is an isometric view of the truck showing my/our new design;
FIG. 2 is a top plan view of the truck of FIG. 1;
FIG. 3 is a front view of the truck of FIG. 1;
FIG. 4 is a rear view of the truck of FIG. 1;
FIG. 5 is a left side view of the truck of FIG. 1; and,
FIG. 6 is a right side view of the truck of FIG. 1.
The broken lines shown in the drawings illustrate portions of the truck that form no part of the claimed design.

1 Claim, 5 Drawing Sheets



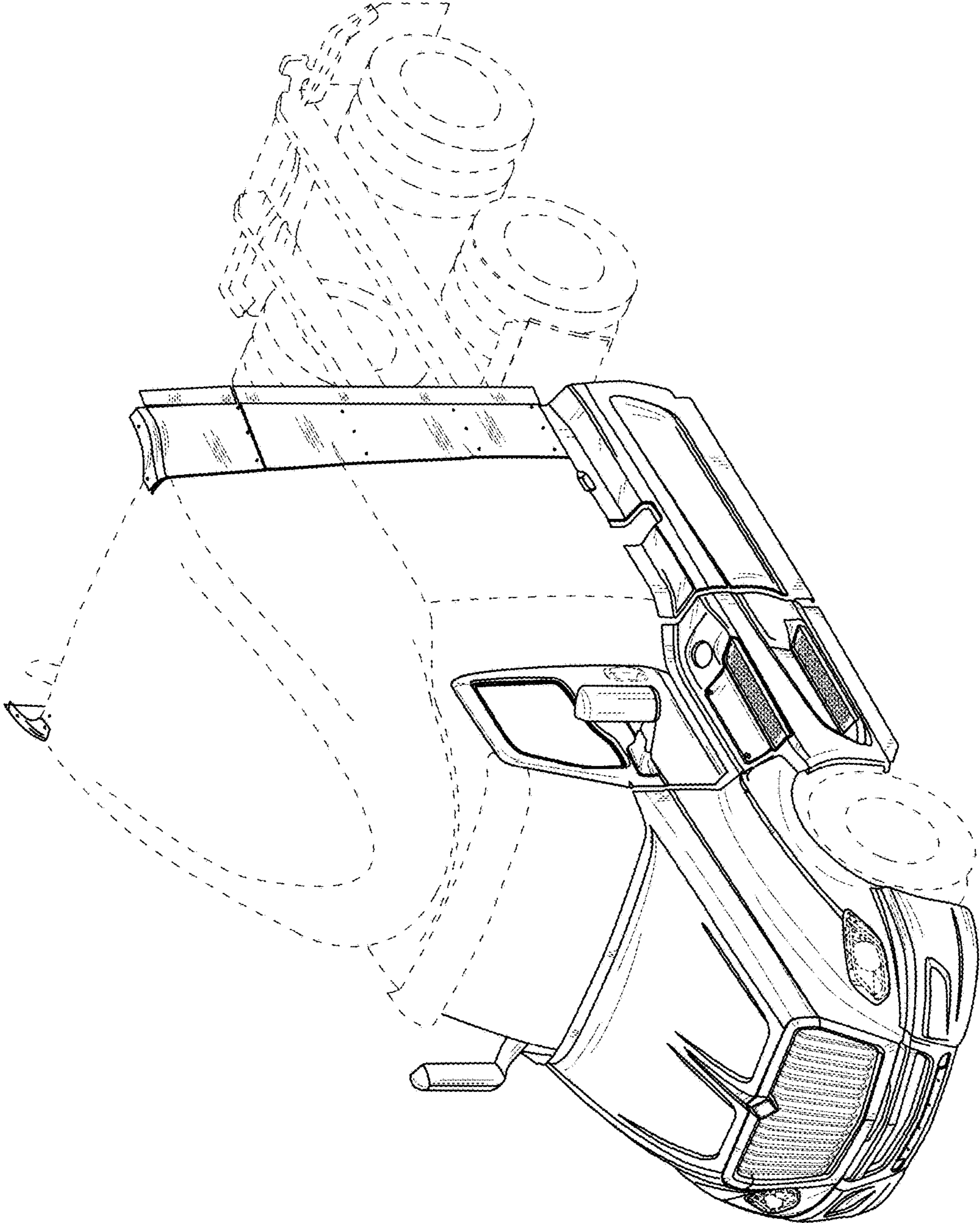


FIG. 1

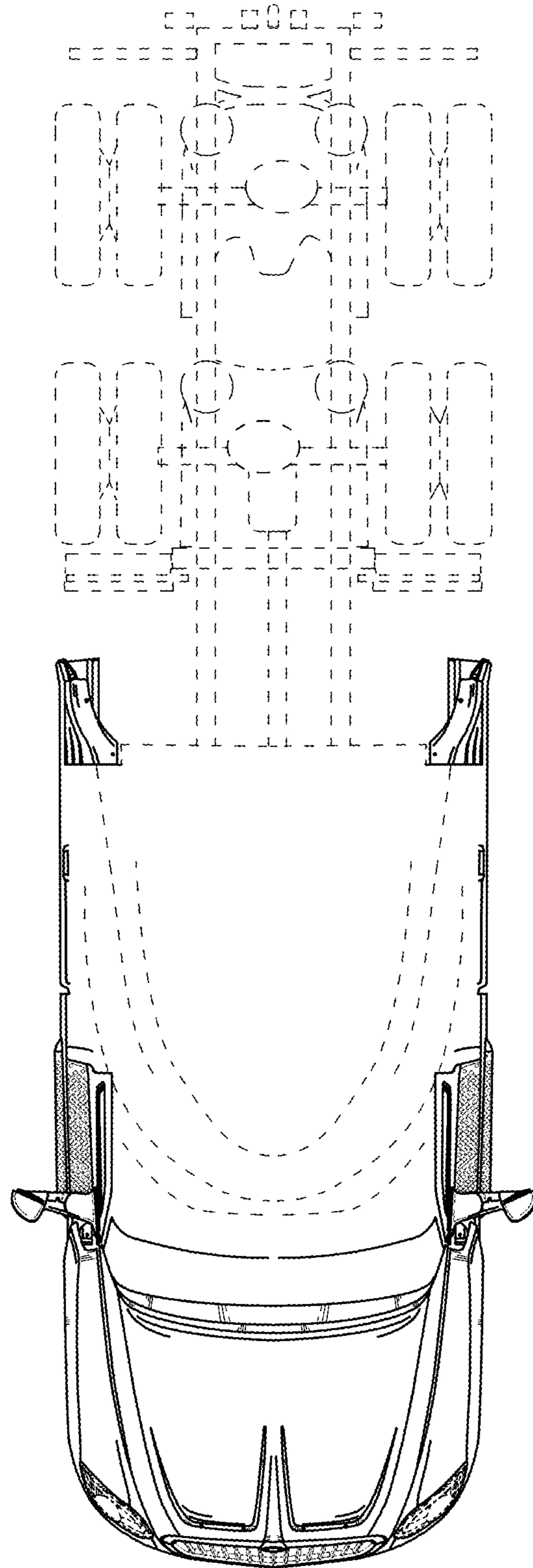


FIG. 2




FIG. 3

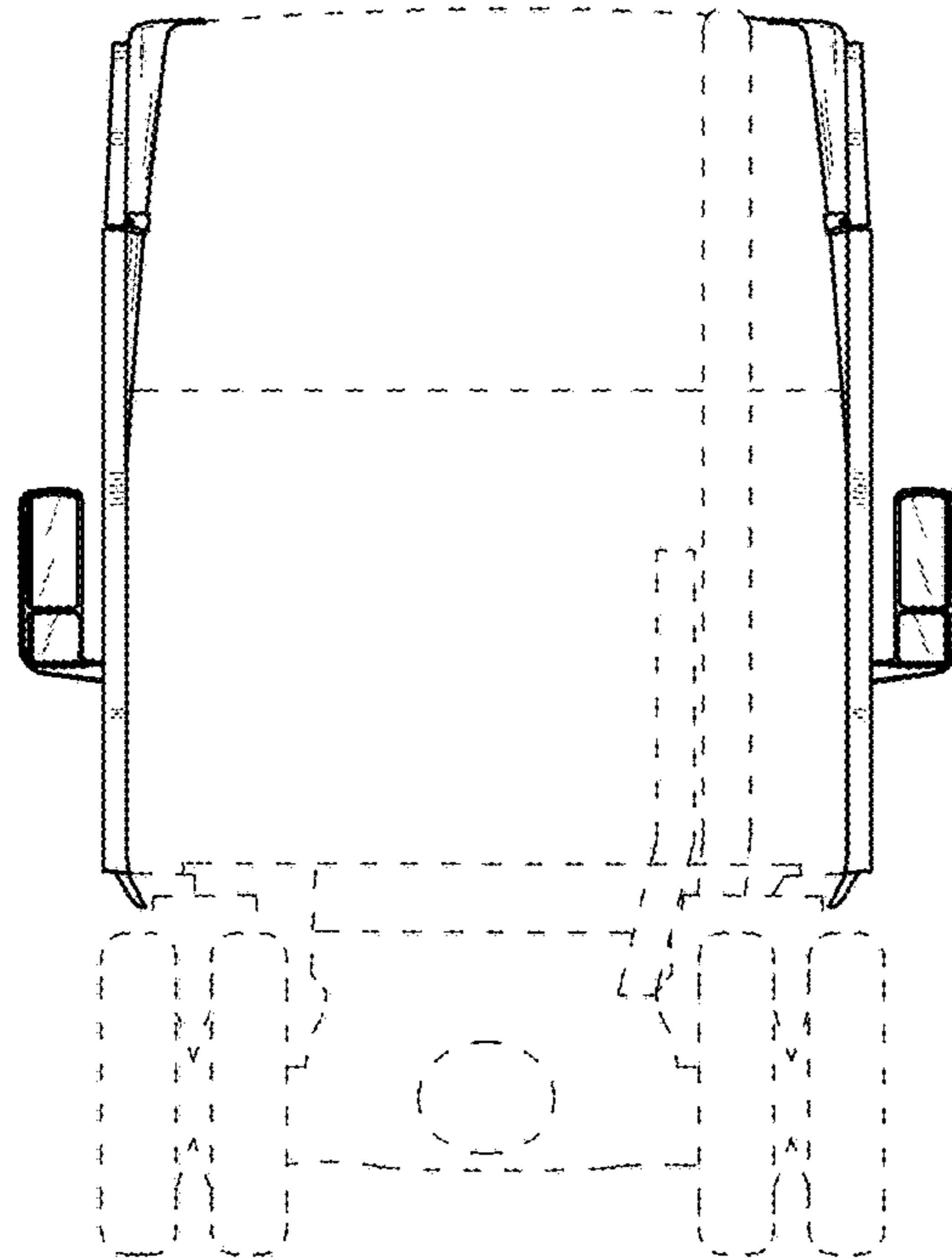


FIG. 4

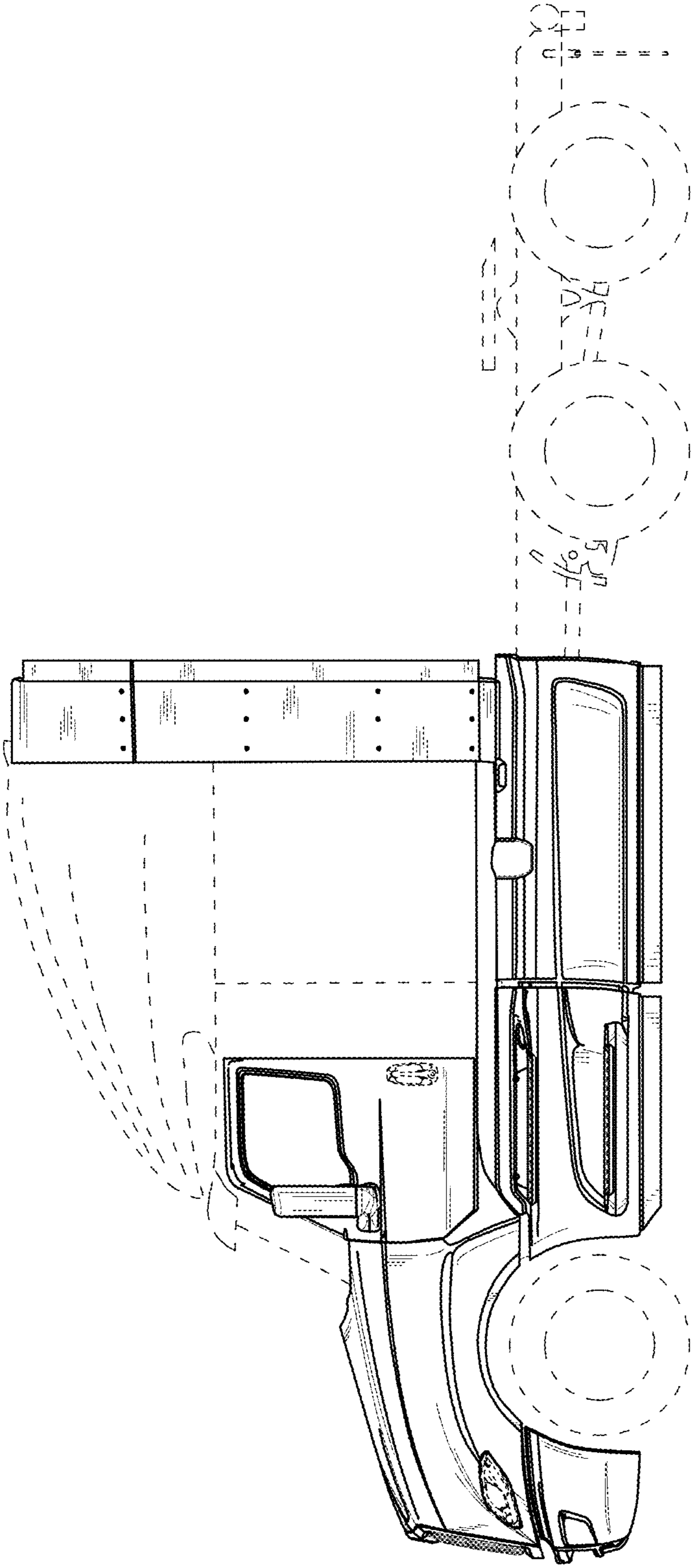


FIG. 5

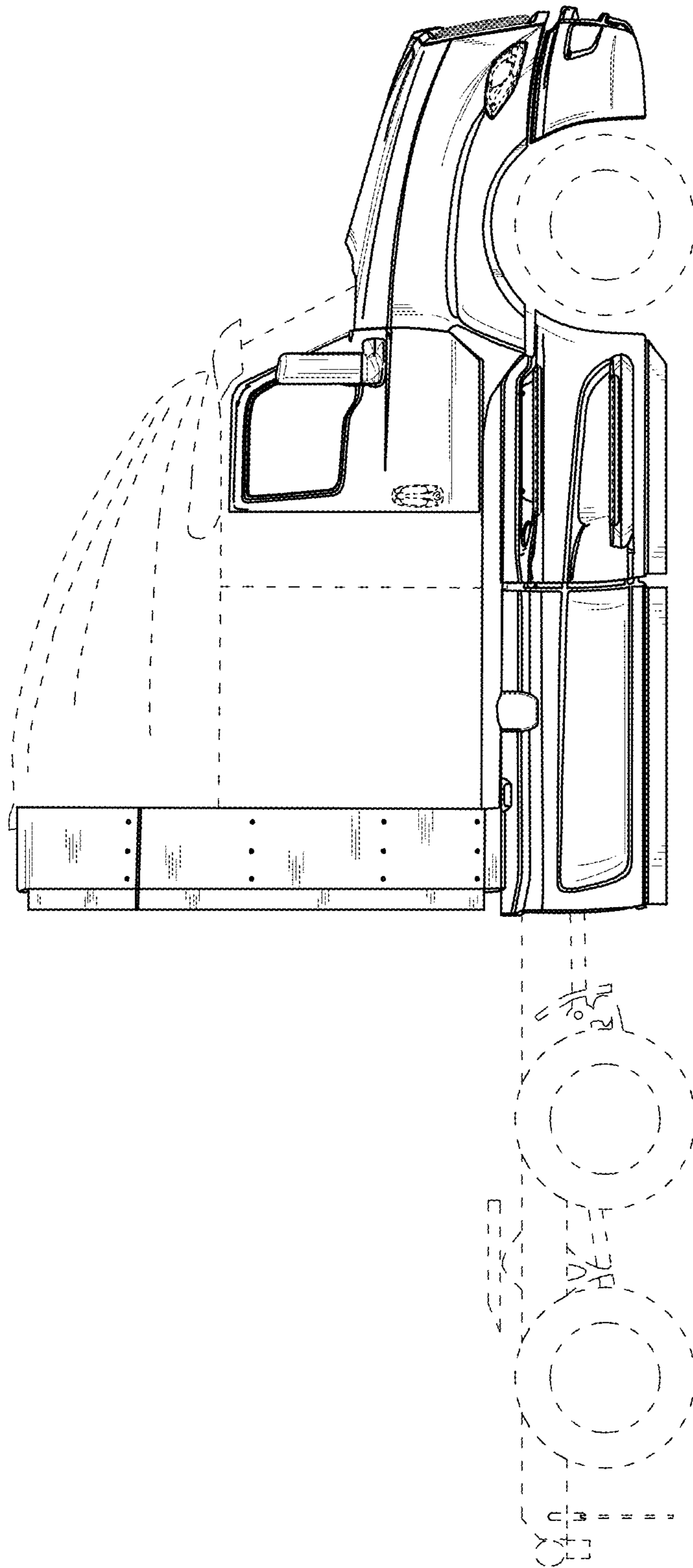


FIG. 6