



US00D813725S

(12) **United States Design Patent**
Filippini et al.

(10) **Patent No.:** **US D813,725 S**
(45) **Date of Patent:** **** Mar. 27, 2018**

- (54) **CAR**
- (71) Applicant: **PININFARINA S.P.A.**, Turin (IT)
- (72) Inventors: **Fabio Filippini**, Turin (IT); **Fabrizio Valentini**, Moncalieri (IT); **Daive Cena**, Castiglione Torinese (IT); **Rustom Mazda**, Turin (IT)
- (73) Assignee: **PININFARINA S.P.A.**, Turin (IT)
- (**) Term: **15 Years**
- (21) Appl. No.: **35/501,421**
- (22) Filed: **Feb. 25, 2016**
- (80) **Hague Agreement Data**
Int. Filing Date: **Feb. 25, 2016**
Int. Reg. No.: **DM/089758**
Int. Reg. Date: **Feb. 25, 2016**
Int. Reg. Pub. Date: **Aug. 26, 2016**
- (51) **LOC (11) Cl.** **12-08**
- (52) **U.S. Cl.**
USPC **D12/86**
- (58) **Field of Classification Search**
USPC D12/82, 86, 88, 90–92, 93; D21/421,
D21/433–434
CPC B62D 35/00; B62D 25/00; B62D 25/06;
B62D 33/00
See application file for complete search history.

- (56) **References Cited**
U.S. PATENT DOCUMENTS
D469,387 S * 1/2003 Ramaciotti D12/88
D470,435 S * 2/2003 Donckerwolke D12/92
D491,843 S * 6/2004 Giugiaro D12/88
D500,263 S * 12/2004 Donckerwolke D12/92
D506,161 S * 6/2005 Stephenson D12/92
D507,992 S * 8/2005 Stephenson D12/92

- D521,904 S * 5/2006 Moruzzi D12/92
- D528,945 S * 9/2006 Petrotta D12/92
- D550,124 S * 9/2007 Agullo Spottorno D12/88
- D550,126 S * 9/2007 Amprimo D12/88
- D582,315 S * 12/2008 Fitzgerald D12/92
- D603,295 S * 11/2009 Honeycutt D12/86
- D631,796 S * 2/2011 Castriota D12/92
- D672,284 S * 12/2012 Perini D12/92
- D684,897 S * 6/2013 Kim D12/92
- D691,922 S * 10/2013 Ziaullah D12/91
- D715,690 S * 10/2014 Perini D12/88
- D724,998 S * 3/2015 Panoz D12/86
- D725,549 S * 3/2015 Koizumi D12/86
- D790,398 S * 6/2017 Perini D12/88
- D790,402 S * 6/2017 Perini D12/88
- D791,018 S * 7/2017 Mylenek D12/88
- D792,285 S * 7/2017 Manzoni D12/88

* cited by examiner

Primary Examiner — Michael A. Pratt
(74) *Attorney, Agent, or Firm* — Heslin Rothenberg
Farley & Mesiti P.C.; Victor A. Cardona, Esq.

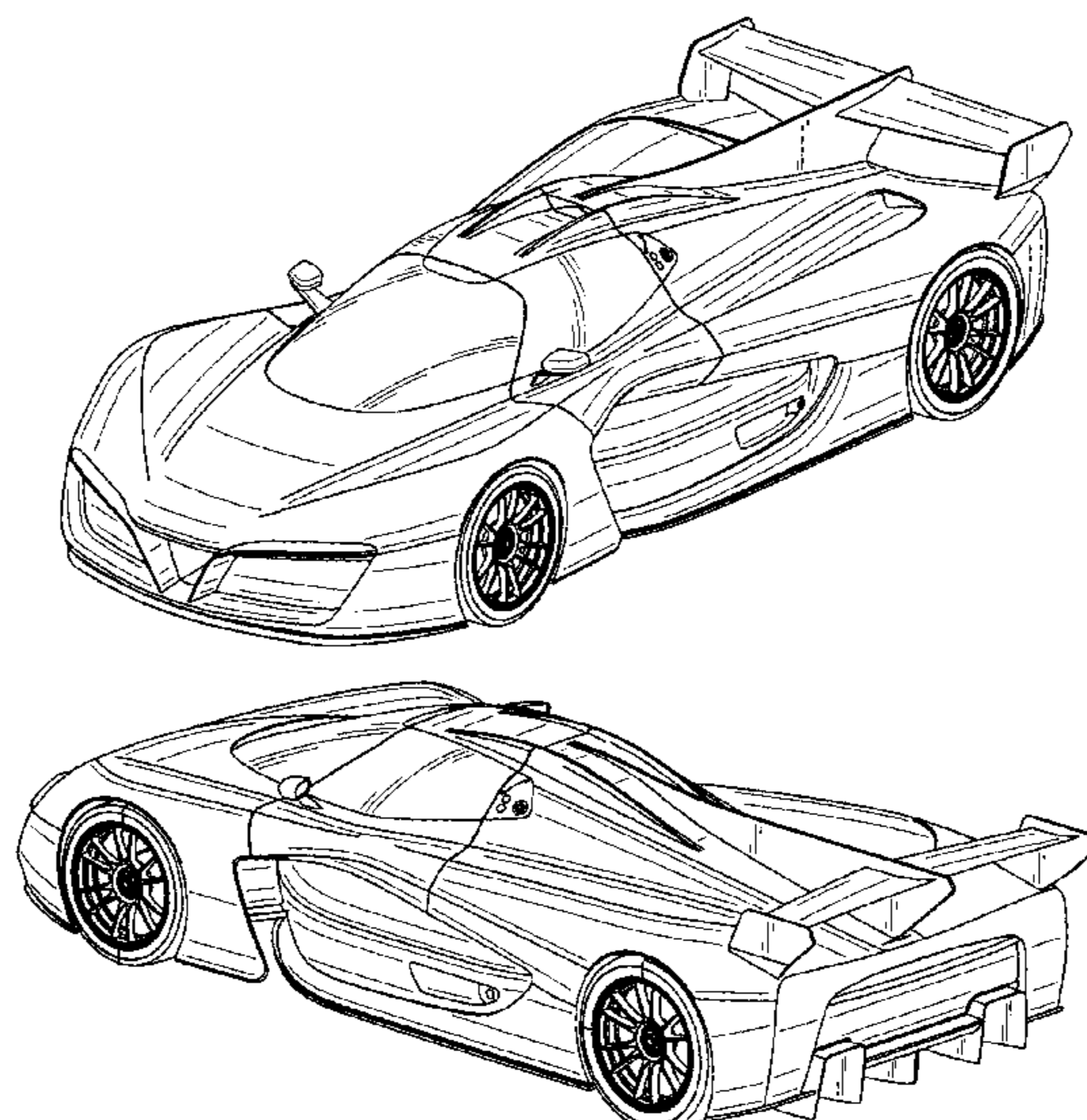
(57) **CLAIM**

The ornamental design for a car, as shown and described.

DESCRIPTION

Fig. 1.1 is a front perspective view of the car showing our new design;
 Fig. 1.2 is a rear perspective view thereof;
 Fig. 1.3 is a front elevational view thereof;
 Fig. 1.4 is a rear elevational view thereof;
 Fig. 1.5 is a left side elevational view thereof;
 Fig. 1.6 is a right side elevational view thereof;
 Fig. 1.7 is a top plan view thereof; and
 Fig. 1.8 is a bottom plan view thereof.
 The broken lines shown in the figures represent portions of the car that form no part of the claimed design.
 The broken lines in Figure 1.4 and 1.8 are included for the purpose of illustrating portions of the car that forms no part of the claimed design.

1 Claim, 5 Drawing Sheets



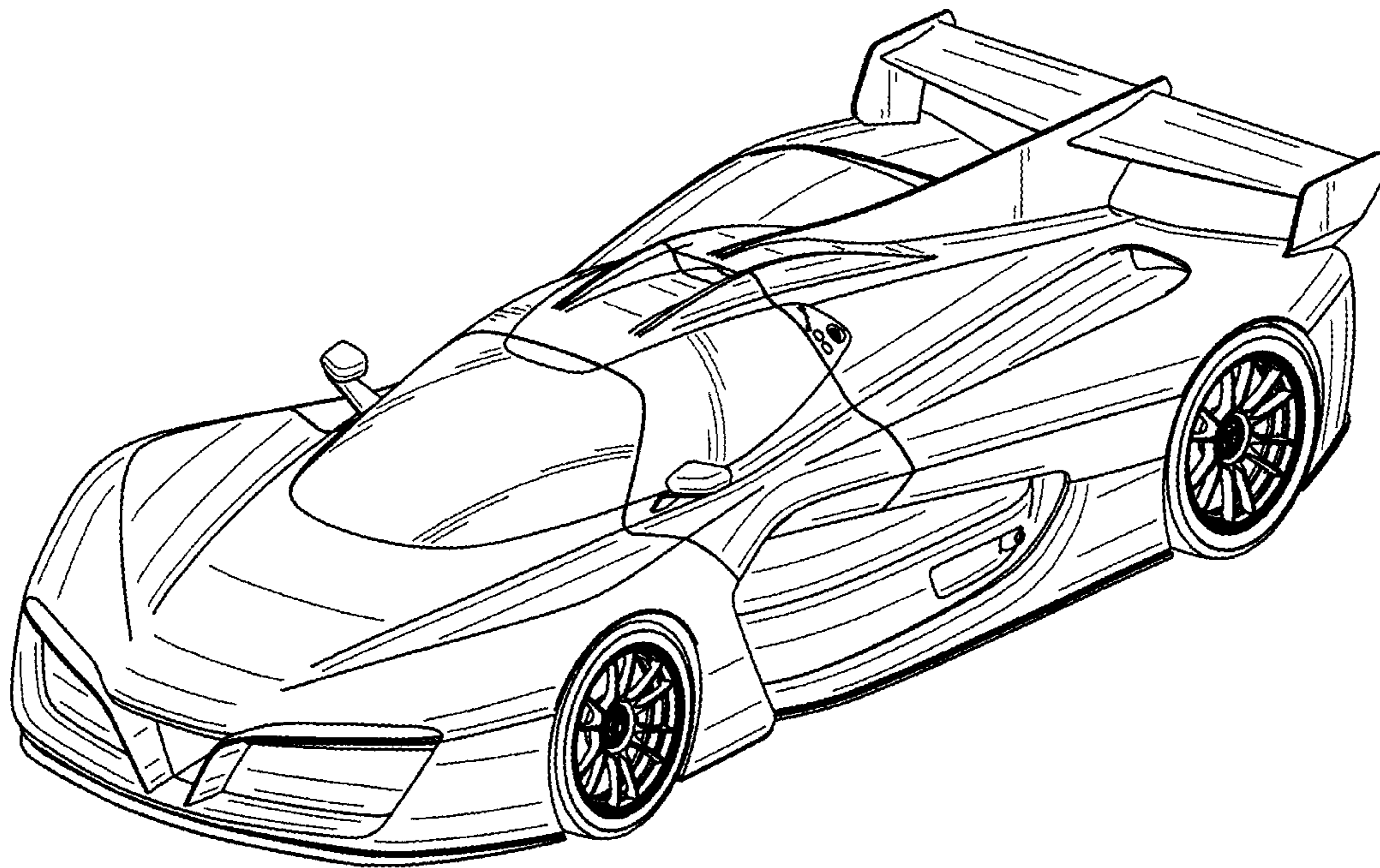


FIG. 1.1

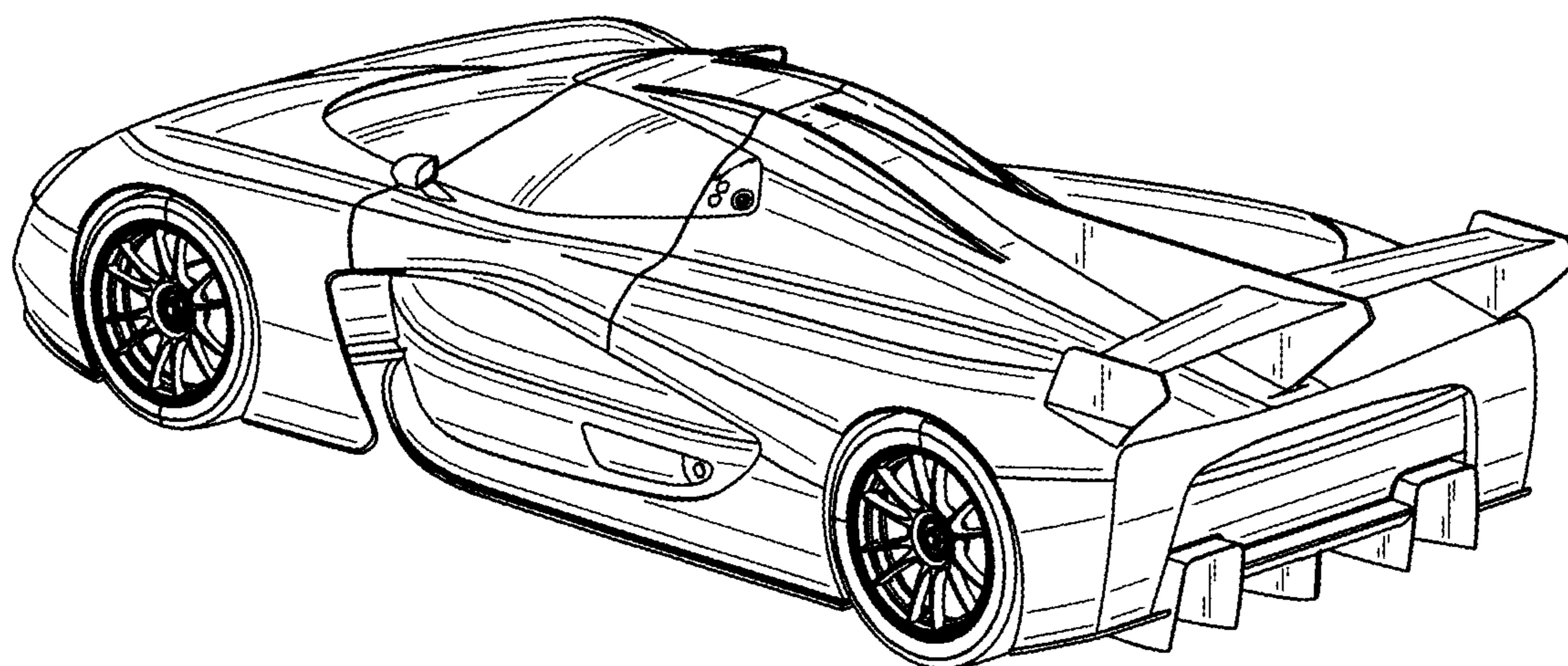


FIG. 1.2

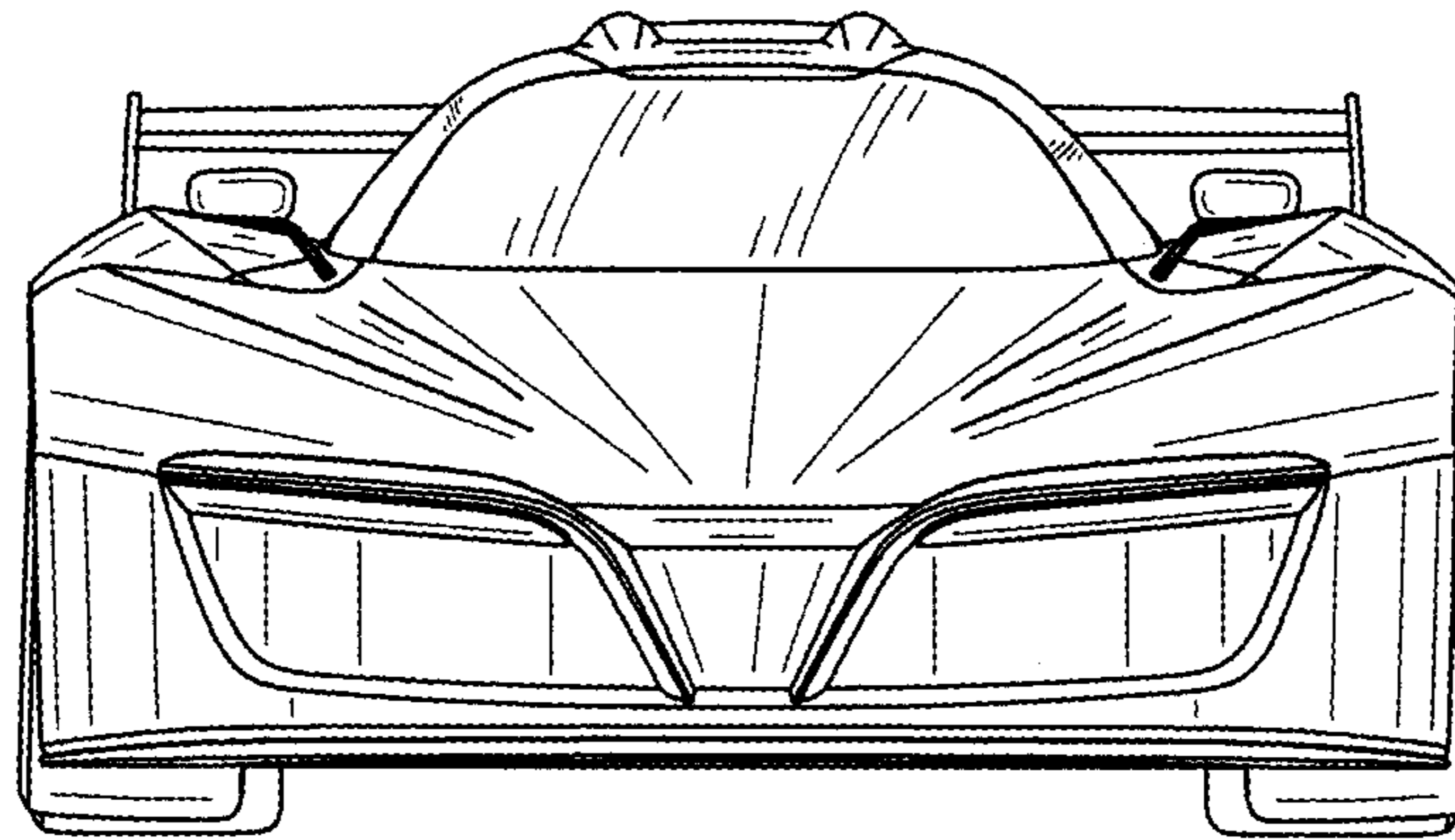


FIG. 1.3

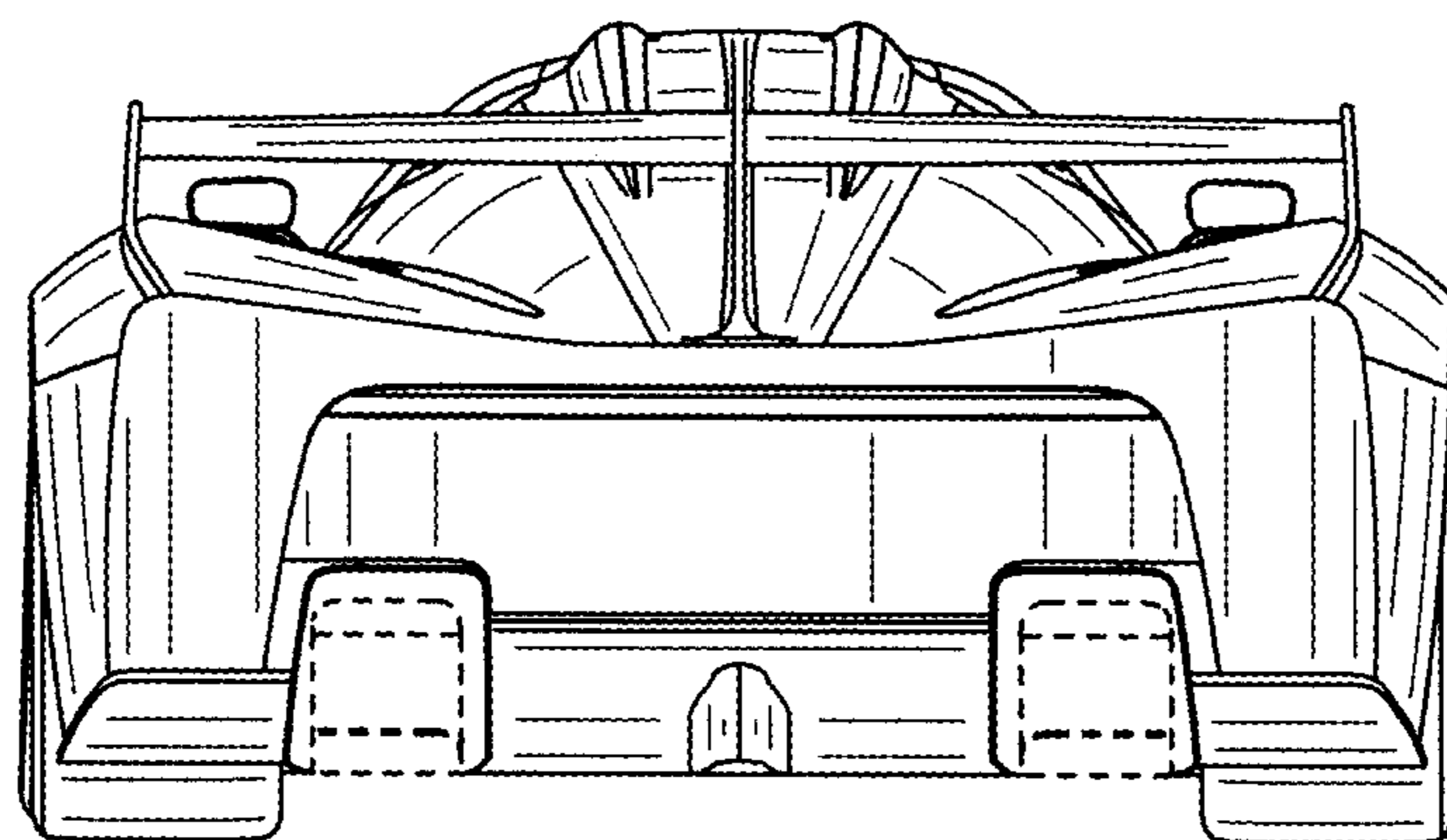


FIG. 1.4

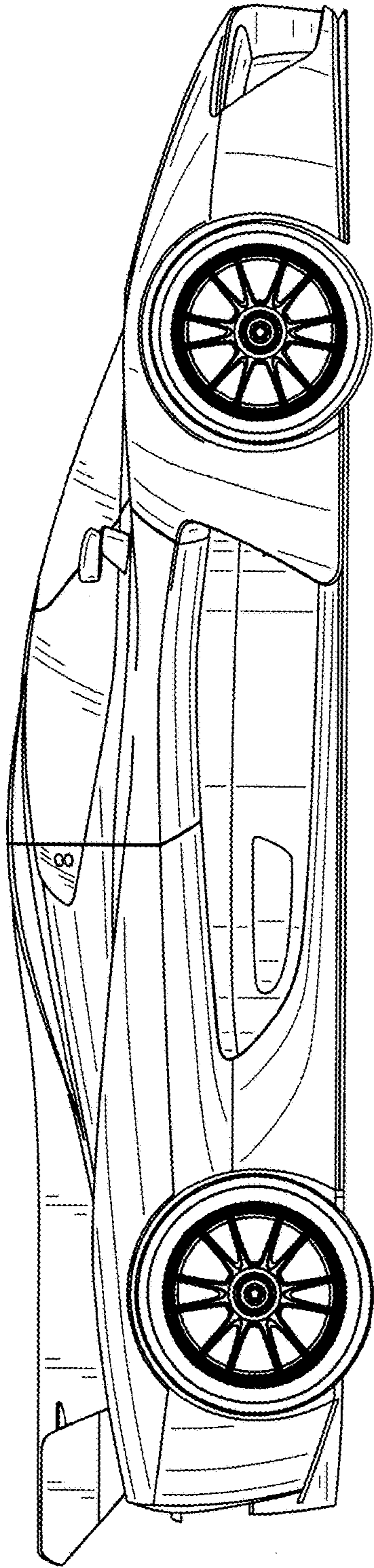


FIG. 1.5

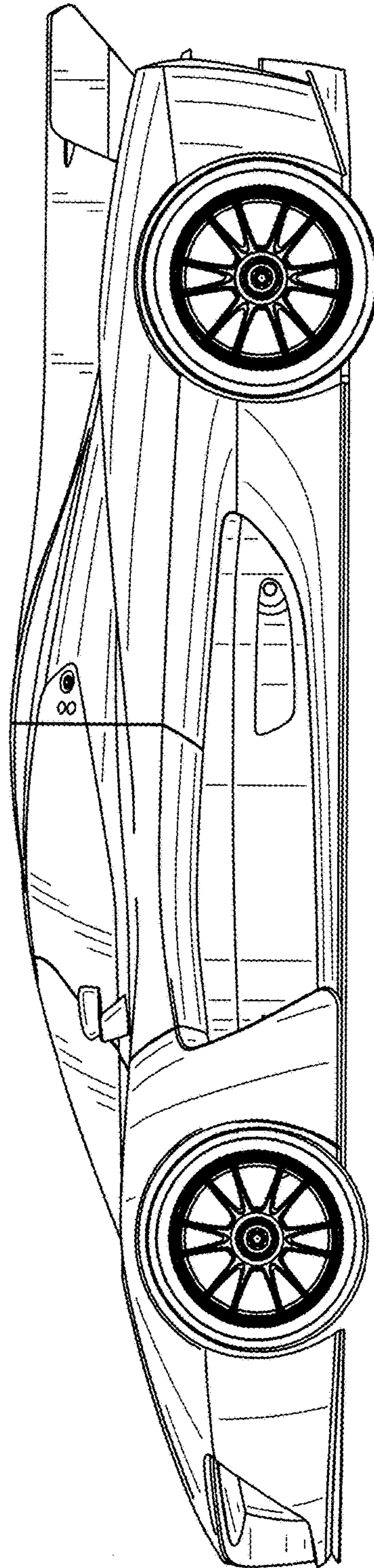


FIG. 1.6

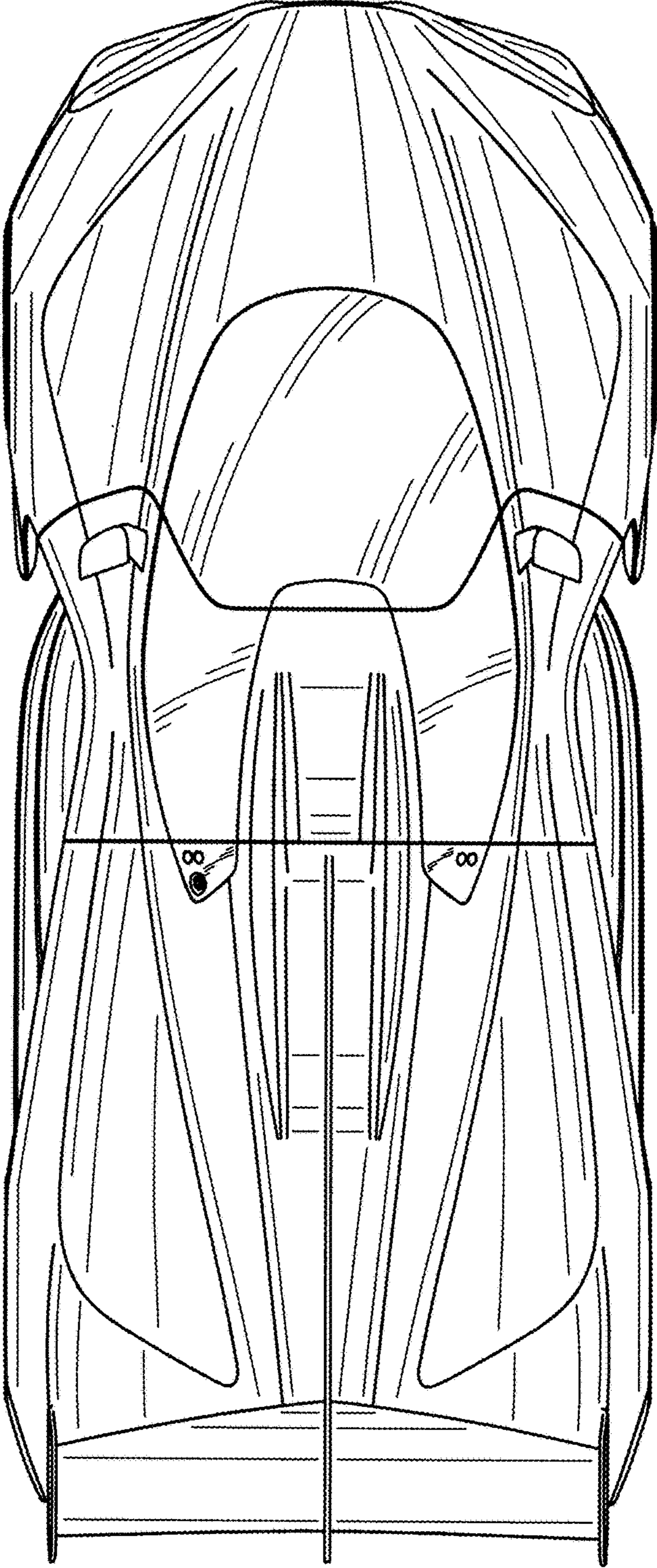


FIG. 1.7

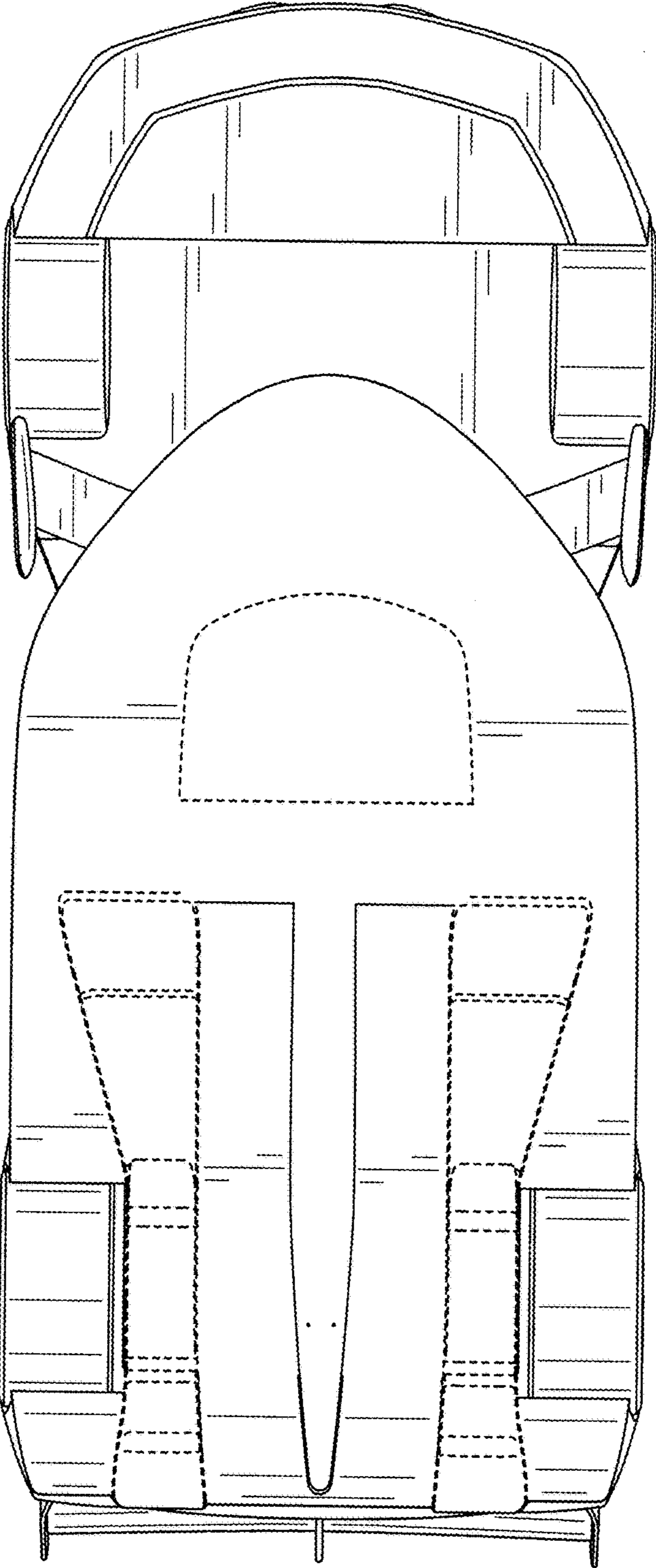


FIG. 1.8