



US00D813717S

(12) **United States Design Patent** (10) **Patent No.:** **US D813,717 S**
Shah (45) **Date of Patent:** **** Mar. 27, 2018**

(54) **ARTICLE OF JEWELRY**
(71) Applicant: **Kuldip pRaip Shah**, Manalapan, NJ (US)
(72) Inventor: **Kuldip pRaip Shah**, Manalapan, NJ (US)
(**) Term: **15 Years**
(21) Appl. No.: **29/620,291**
(22) Filed: **Sep. 20, 2016**
(51) **LOC (11) Cl.** **11-01**
(52) **U.S. Cl.**
USPC **D11/91**
(58) **Field of Classification Search**
USPC D11/1-45, 79-86, 89-92, 75, 76
CPC A44C 1/00; A44C 17/02; A44C 17/0208;
A44C 17/04; A44C 17/046; A44C 25/00;
A44C 25/001; A44C 7/00; A44C 7/002;
A44C 7/004; A44C 7/005; A44C 7/006;
A44C 9/00; A44C 17/0216; A44C
17/0225; A44C 17/0233; A44C 17/0241;
A44C 17/025; A44C 17/0258; A44C
17/0266
See application file for complete search history.

D593,432 S * 6/2009 Stipek D11/34
D604,657 S * 11/2009 Marks D11/34
D614,065 S * 4/2010 Vagal D11/34
7,707,722 B1 * 5/2010 Kothari A44C 17/04
D11/34
D642,087 S * 7/2011 Kothari D11/91
D643,327 S * 8/2011 Kothari D11/40
D643,767 S * 8/2011 Kothari D11/34
D644,141 S * 8/2011 George D11/79
D654,394 S * 2/2012 Kothari D11/40
D666,521 S * 9/2012 Yakubovich D11/40
D668,984 S * 10/2012 Sasportas D11/40
D716,683 S * 11/2014 Wolf D11/79
D725,544 S * 3/2015 Yatsugi-Kang D11/91
D762,510 S * 8/2016 de Castellane D11/1
D766,123 S * 9/2016 Wachtmeister D11/34
D794,491 S * 8/2017 Shanderson D11/3

* cited by examiner

Primary Examiner — Cynthia Ramirez
Assistant Examiner — L. Martinez-Rivera
(74) Attorney, Agent, or Firm — Leason Ellis LLP

(57) **CLAIM**

The ornamental design for an article of jewelry, as shown and described.

DESCRIPTION

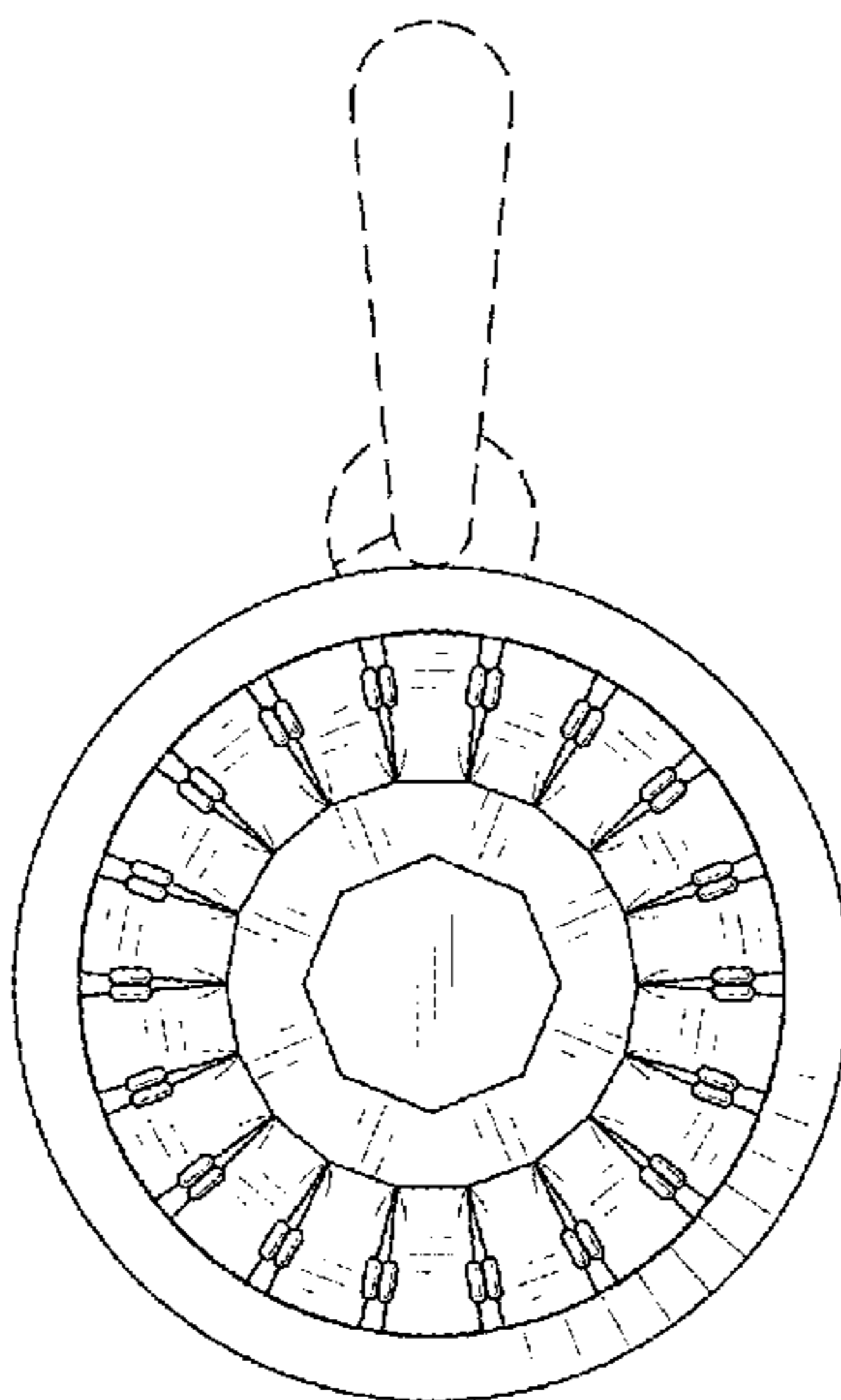
FIG. 1 is a front view of an article of jewelry, showing my new design in an environment of use;
FIG. 2 is a side elevational view thereof, the other side views being identical thereto;
FIG. 3 is a front perspective view thereof;
FIG. 4 is another front view of an article of jewelry, shown in an alternative environment of use;
FIG. 5 is a side elevational view of FIG. 4, the other side elevational views being identical thereto; and,
FIG. 6 is another front perspective view of FIG. 4.
The broken lines in the drawings represent environmental subject matter only and form no part of the claimed design.

1 Claim, 3 Drawing Sheets

(56) **References Cited**

U.S. PATENT DOCUMENTS

D386,444 S * 11/1997 Udko D11/92
D388,016 S * 12/1997 Kejejian D11/91
D392,591 S * 3/1998 Itzkowitz D11/91
D415,446 S * 10/1999 Kattan D11/79
D421,930 S * 3/2000 Wolf D11/90
D439,191 S * 3/2001 Wolf D11/26
D444,098 S * 6/2001 Hurwitz D11/90
D463,752 S * 10/2002 Ambar D11/34
D497,322 S * 10/2004 Gruosi-Scheufele D11/79
D542,694 S * 5/2007 Schweizer D11/34
D542,695 S * 5/2007 Schweizer D11/34



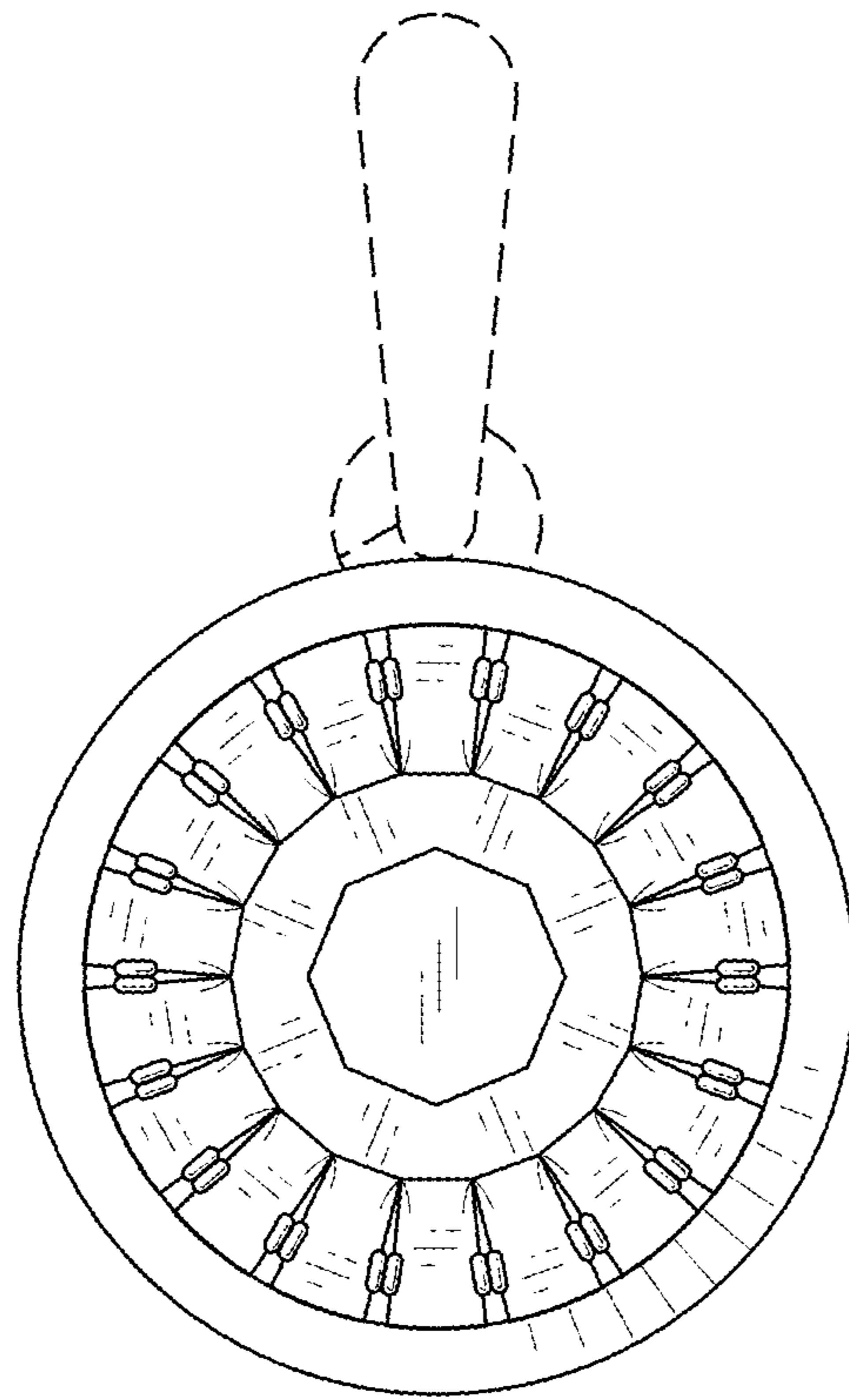


Fig. 1

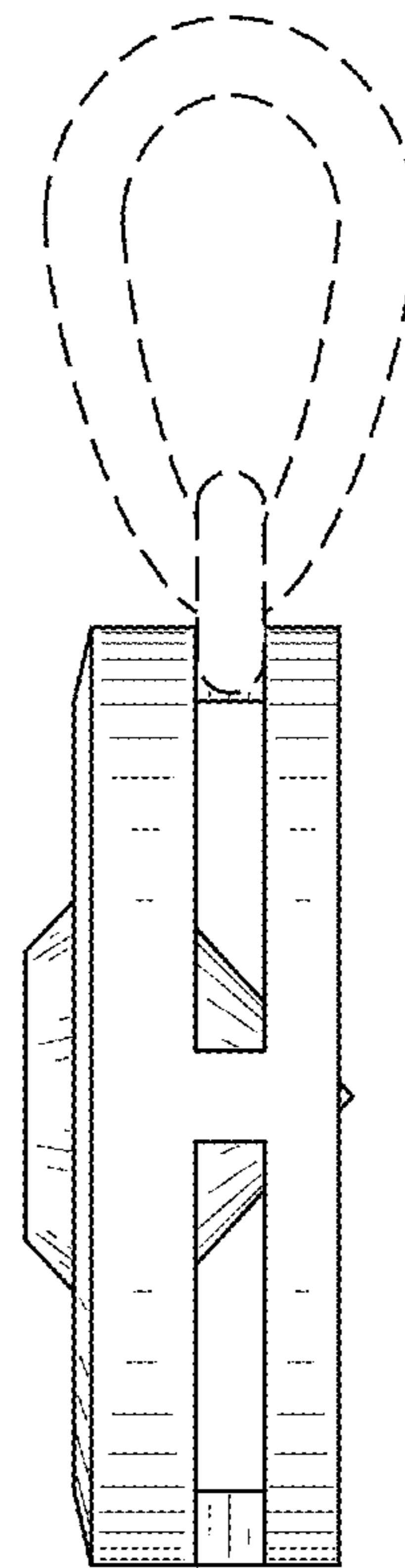


Fig. 2

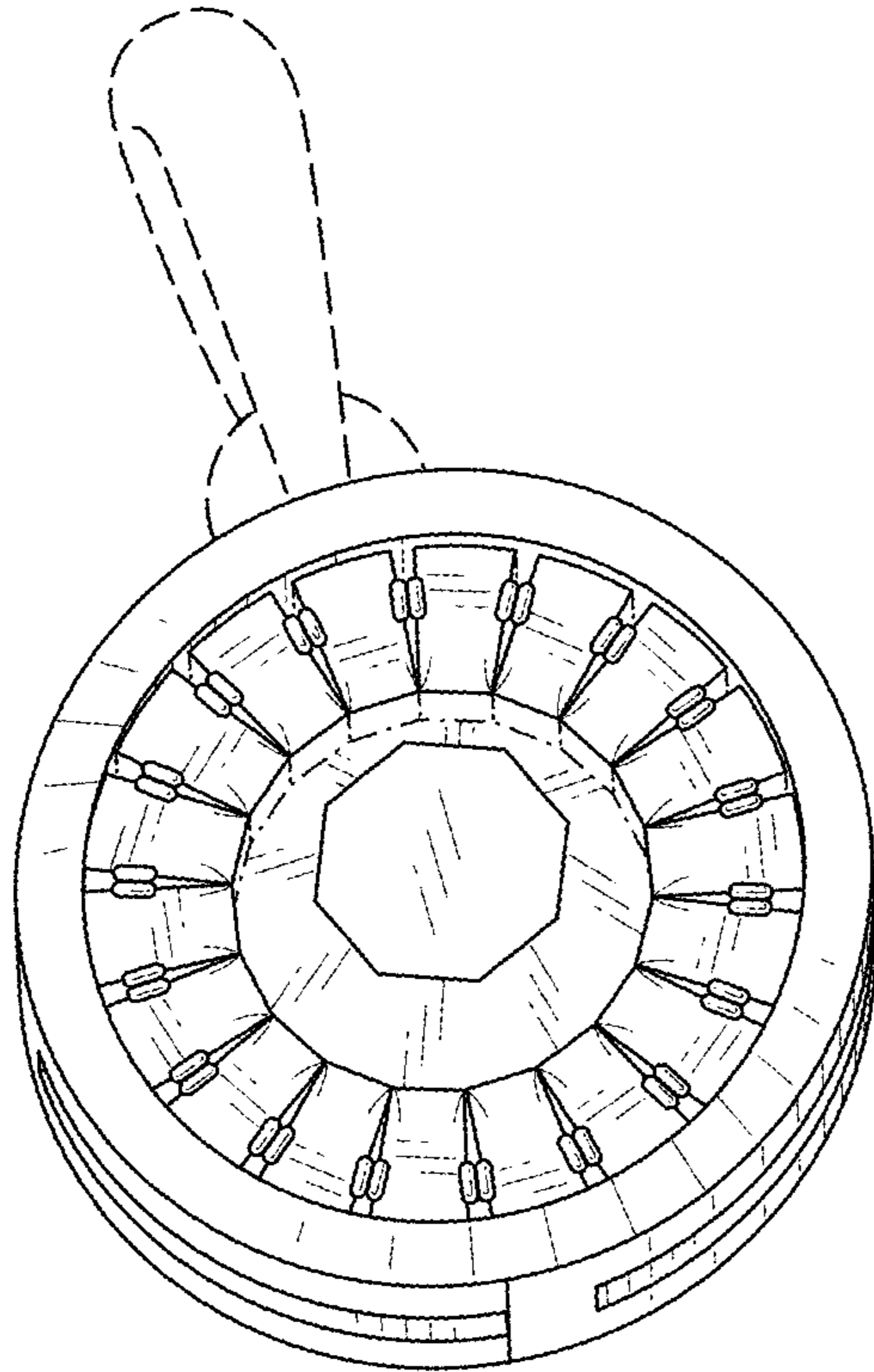


Fig. 3

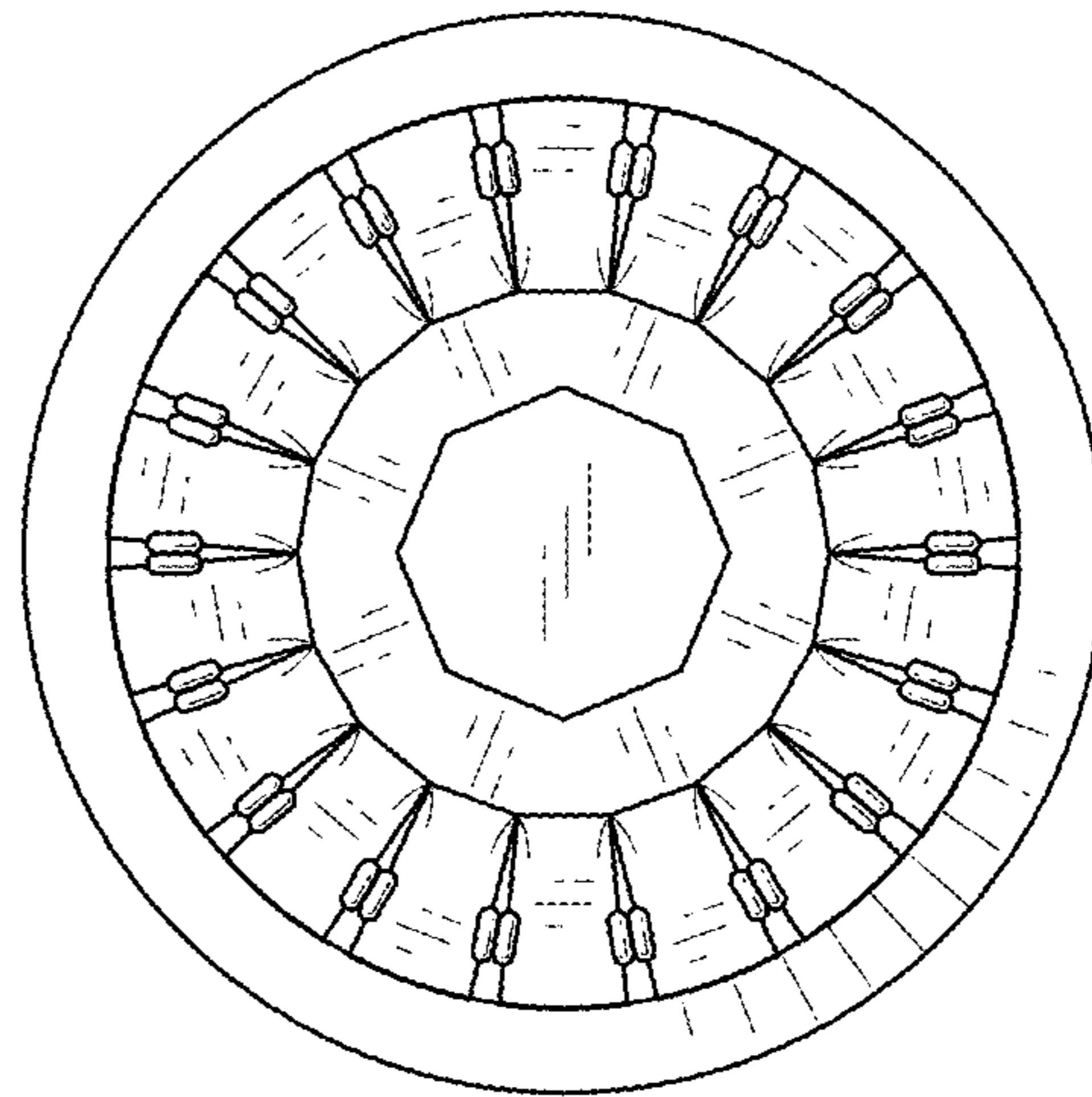


Fig. 4

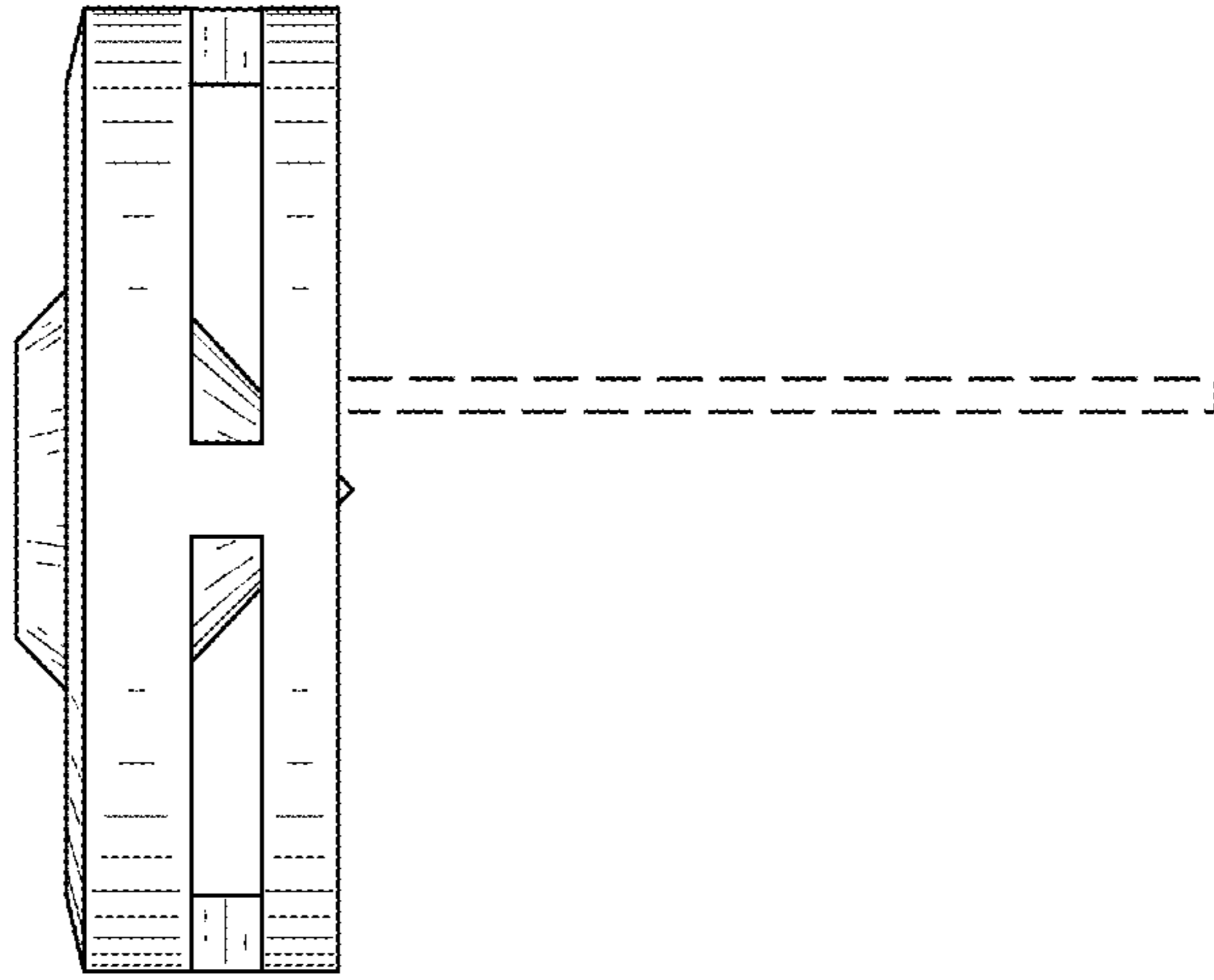


Fig. 5

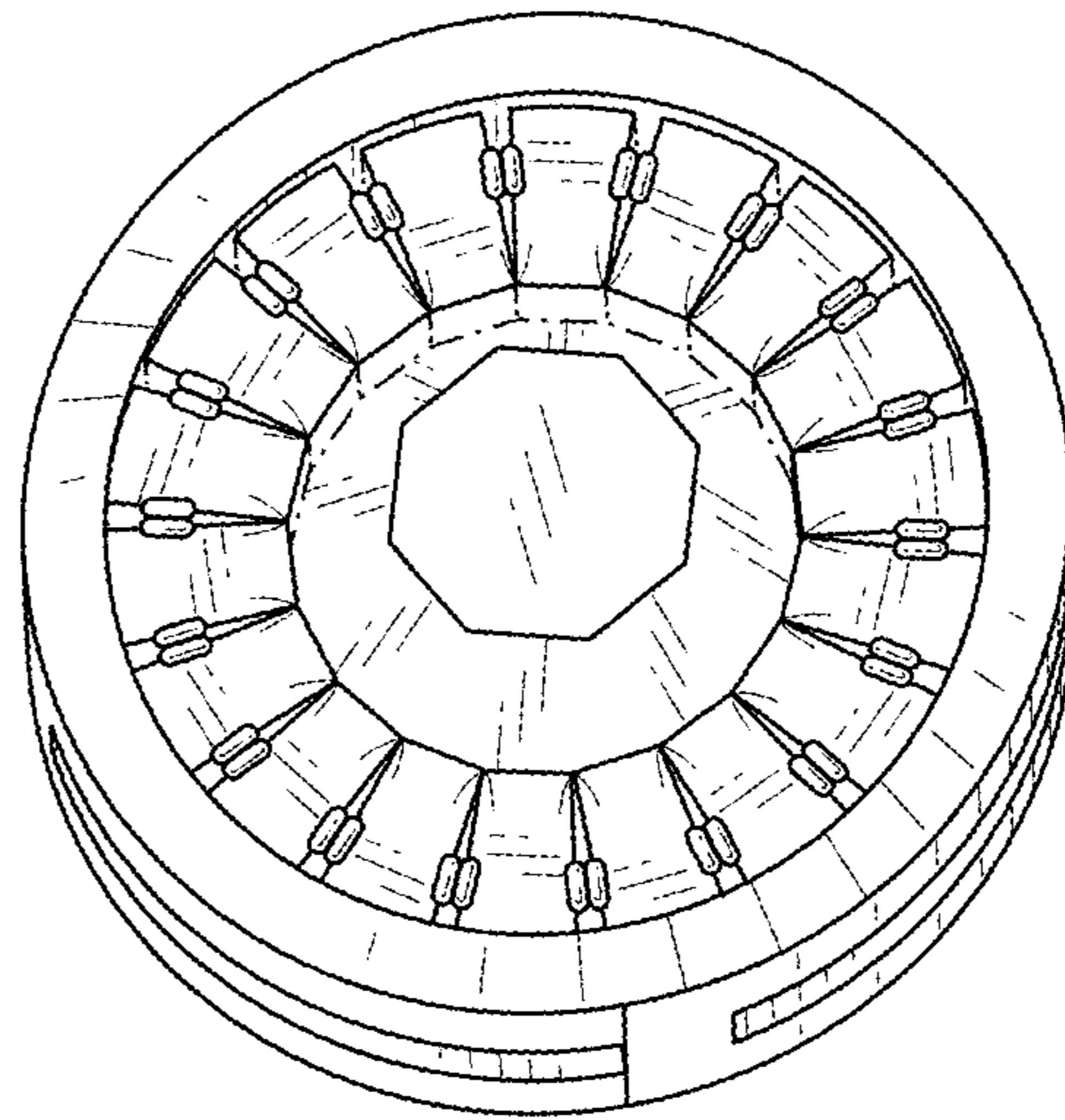


Fig. 6