



US00D813711S

(12) **United States Design Patent**
Eaves

(10) **Patent No.:** **US D813,711 S**
(45) **Date of Patent:** **** Mar. 27, 2018**

(54) **DOUBLE WINE BOTTLE PENDANT**

(71) Applicant: **Sherry Ann Eaves**, Charlotte, NC (US)

(72) Inventor: **Sherry Ann Eaves**, Charlotte, NC (US)

(**) Term: **15 Years**

(21) Appl. No.: **29/593,216**

(22) Filed: **Feb. 7, 2017**

(51) **LOC (11) Cl.** **11-01**

(52) **U.S. Cl.**
USPC **D11/81**

(58) **Field of Classification Search**

USPC ... D11/1, 2, 7, 8, 43, 44, 45, 47, 48, 75, 76,
D11/77, 78, 79-86, 95, 96; D3/207-211
CPC A44C 1/00; A44C 3/00; A44C 5/00; A44C
5/007; A44C 5/0015; A44C 5/0023; A44C
5/003; A44C 5/0038; A44C 5/0046; A44C
7/00; A44C 7/002; A44C 7/003; A44C
13/00; A44C 15/00; A44C 15/001; A44C
15/002; A44C 15/0025; A44C 15/003;
A44C 15/0045; A44C 15/005; A44C
25/00; A44C 25/001; A44C 25/002; A44C
25/004; A44C 25/007

See application file for complete search history.

(56) **References Cited**

U.S. PATENT DOCUMENTS

D37,155 S * 10/1904 Snider D11/116
D44,406 S * 7/1913 Howard D20/23
D130,245 S * 11/1941 Godwin D11/44

D134,788 S * 1/1943 Welter D3/211
D178,483 S * 8/1956 Bacon D3/211
D224,914 S * 10/1972 David D11/81
D246,355 S * 11/1977 Durante D11/44
D341,251 S * 11/1993 Bensman D3/208
D414,090 S * 9/1999 Wysopal D3/211
D415,398 S * 10/1999 Wysopal D3/211
D433,298 S * 11/2000 Wysopal 81/3.35
D440,521 S * 4/2001 Russo D11/81
D441,046 S * 4/2001 Viano D22/145
D523,095 S * 6/2006 Beckerman D11/157
D570,241 S * 6/2008 Pineda D11/81
D571,685 S * 6/2008 Pineda D11/81
D691,063 S * 10/2013 Torregrossa D11/79

OTHER PUBLICATIONS

[Online] https://img0.etsystatic.com/199/1/13976633/il_340x270.1314483716_n083.jpg. Retrieved Dec. 10, 2017.*

* cited by examiner

Primary Examiner — Melanie Pellegrini

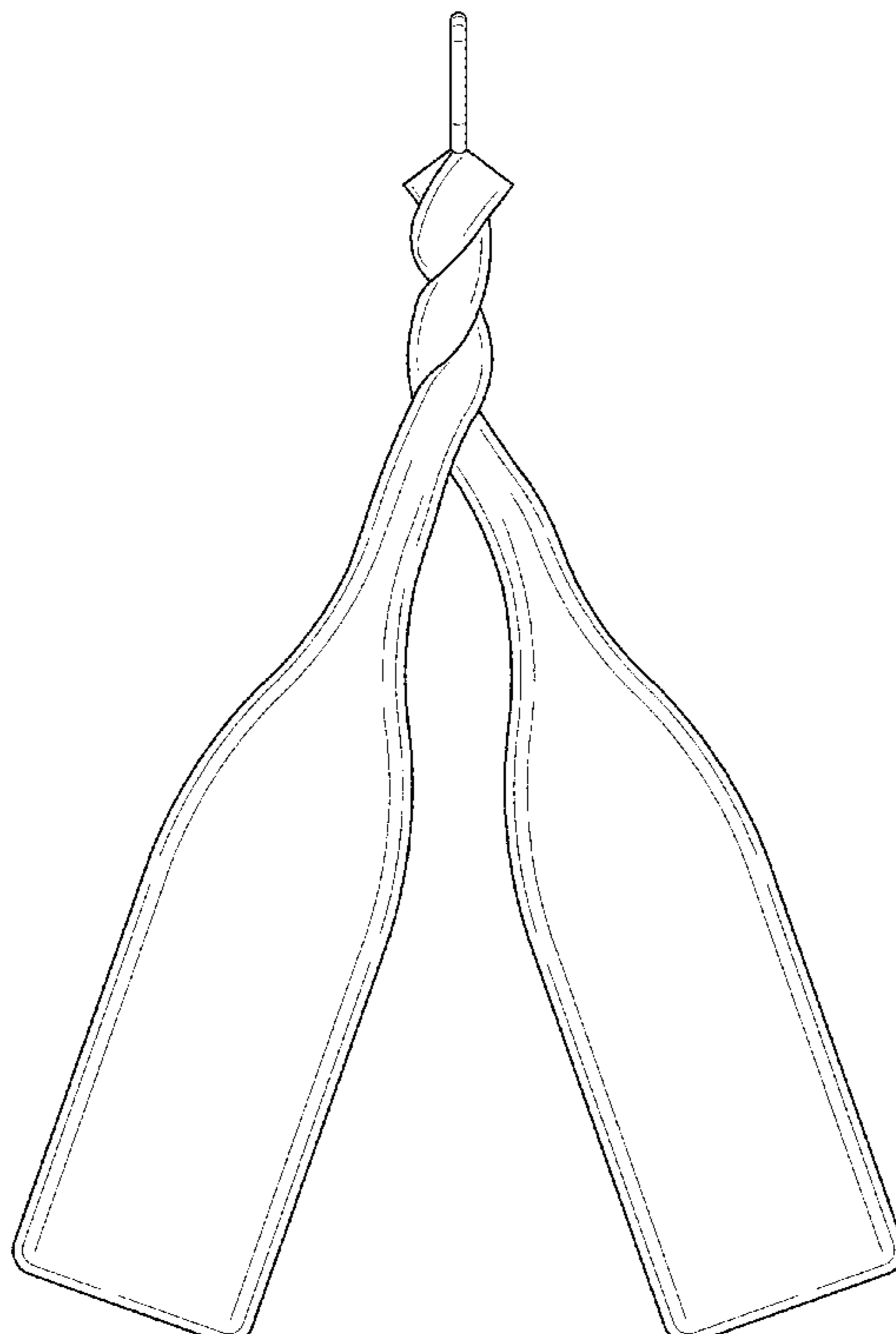
(57) **CLAIM**

I claim the ornamental design for a double wine bottle pendant, as shown and described.

DESCRIPTION

FIG. 1 is a front view of a double wine bottle pendant;
FIG. 2 is a side view thereof;
FIG. 3 is a top view thereof; and,
FIG. 4 is a bottom view thereof.

1 Claim, 3 Drawing Sheets



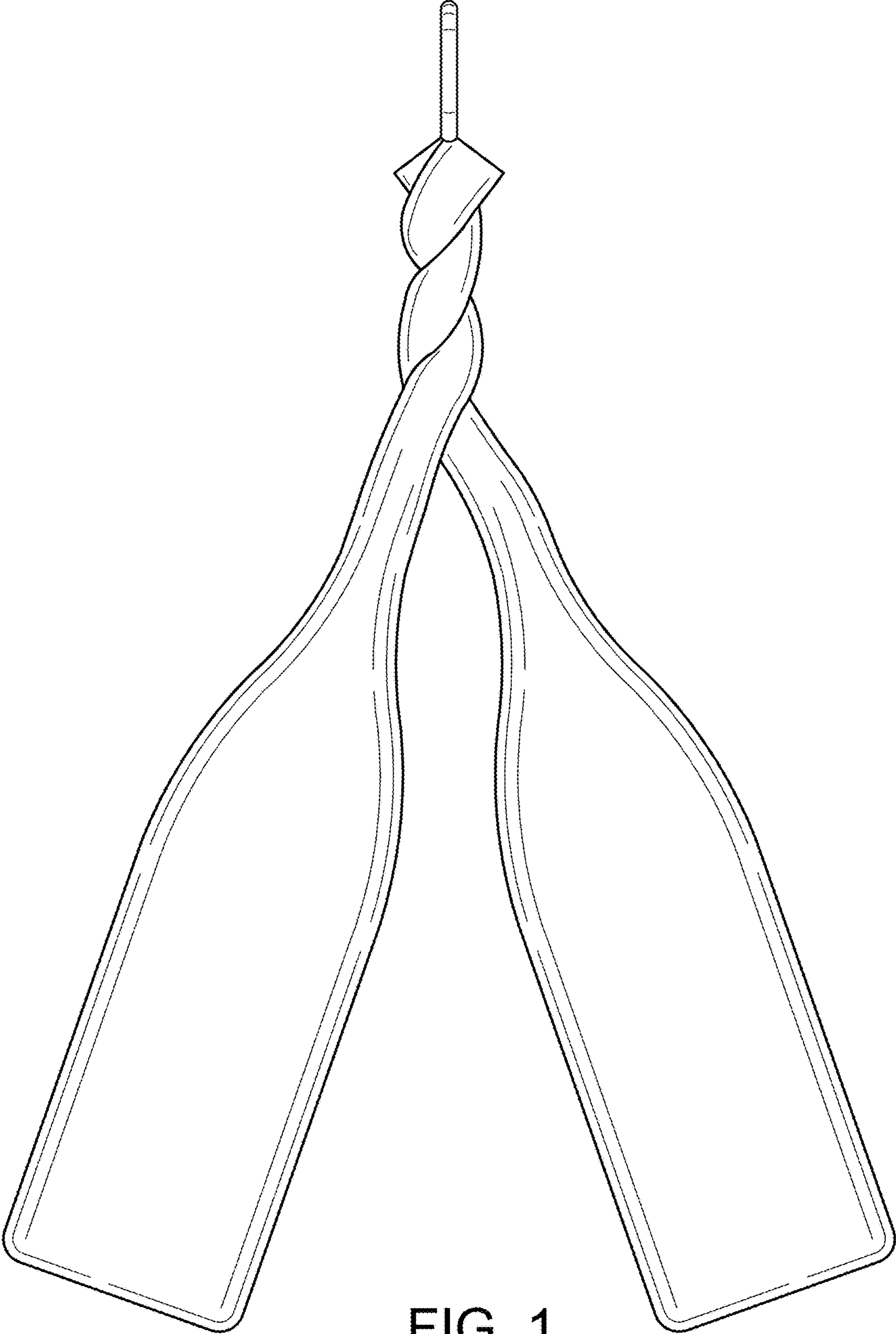


FIG. 1

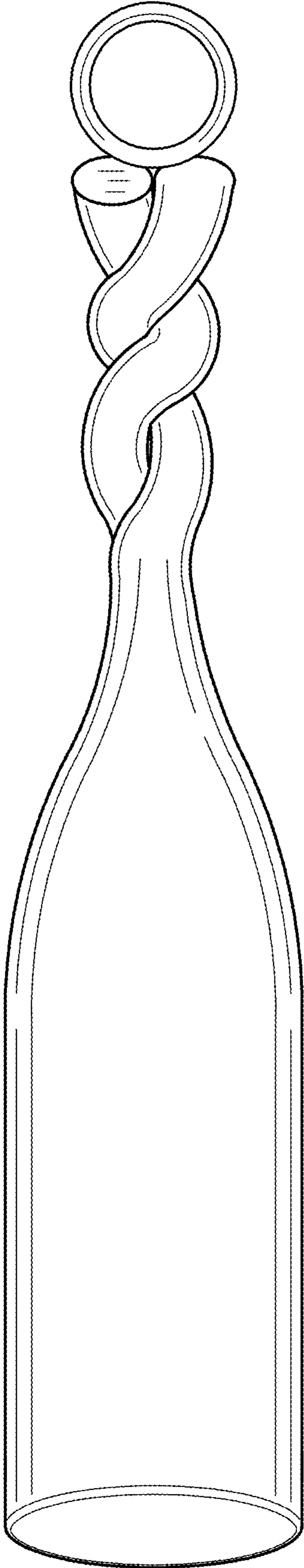


FIG. 2

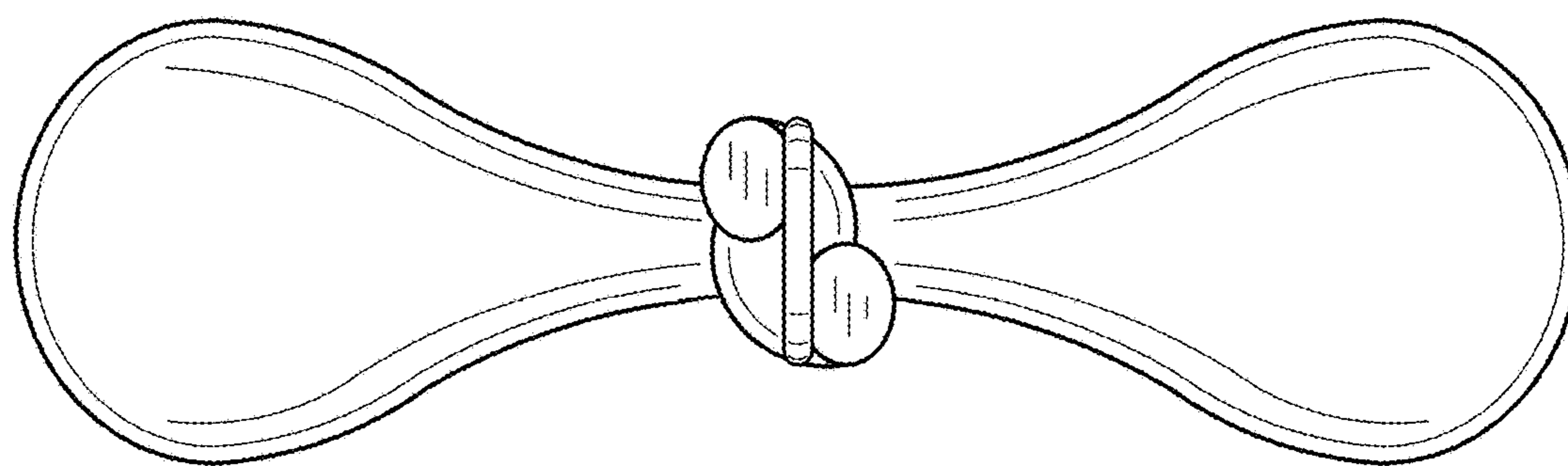


FIG. 3

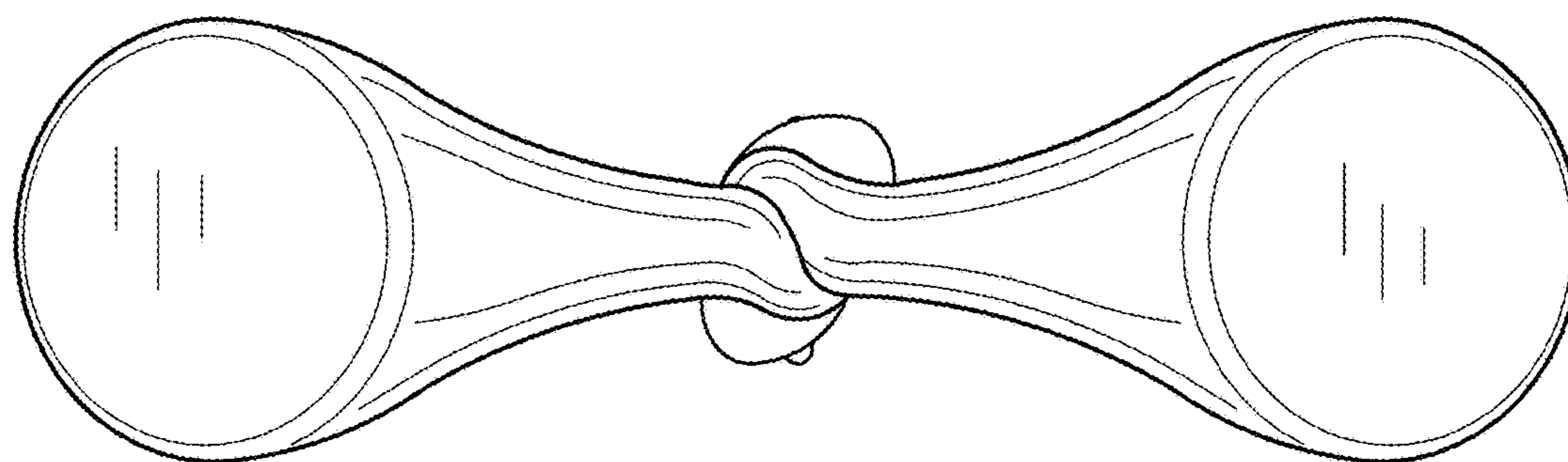


FIG. 4