



US00D813702S

(12) **United States Design Patent**
Yoshida

(10) **Patent No.:** **US D813,702 S**
(45) **Date of Patent:** **** Mar. 27, 2018**

(54) **WATCH GLASS**
(71) Applicant: **CITIZEN WATCH CO., LTD.**, Tokyo (JP)
(72) Inventor: **Marie Yoshida**, Kodaira (JP)
(73) Assignee: **CITIZEN WATCH CO., LTD.**, Tokyo (JP)
(**) Term: **15 Years**

5,400,304 A * 3/1995 Offenstein G04B 19/106
368/281
D367,829 S * 3/1996 Takigawa D10/132
5,652,736 A * 7/1997 Lee G04B 37/0016
368/278
D420,600 S * 2/2000 Gruosi-Scheufele D10/39
D447,964 S * 9/2001 Kompa D10/103
6,404,704 B1 * 6/2002 Bossel G04B 19/103
368/232
6,819,632 B1 * 11/2004 Paul G04B 45/0092
368/88
D509,448 S * 9/2005 Scheufele D10/39
D509,449 S * 9/2005 Scheufele D10/39
D539,176 S * 3/2007 Lillegard D10/39
(Continued)

(21) Appl. No.: **29/597,474**

(22) Filed: **Mar. 17, 2017**

(51) **LOC (11) Cl.** **10-07**

(52) **U.S. Cl.**
USPC **D10/132**

(58) **Field of Classification Search**
USPC D10/1, 4, 6, 15, 30-39, 41, 44-45,
D10/122-126, 131-132; D14/344
CPC G04B 19/00; G04B 19/025; G04B 19/04;
G04B 19/046; G04B 19/048; G04B
19/06; G04B 19/08; G04B 19/085; G04B
19/087; G04B 19/10; G04B 19/103;
G04B 19/106; G04B 47/042; G04B
47/04; G04B 19/11; G04B 19/16; G04B
19/166; G04B 19/18; G04B 19/22; G04B
19/223; G04B 19/24; G04B 19/30; G04B
37/00; G04B 37/0008; G04B 37/02;
G04B 37/04; G04B 37/12; G04B 39/002;
G04B 39/006; G04B 39/008; G04B
45/0069; G04B 45/0076; G04B 45/04;
G04B 45/00

See application file for complete search history.

(56) **References Cited**

U.S. PATENT DOCUMENTS

2,536,206 A * 1/1951 Newhouse G04B 47/042
368/238
4,734,895 A * 3/1988 Grosskopf G04B 47/044
368/223

OTHER PUBLICATIONS

Hilton Mystery Dial Watch | posted at timex.homestead.com No posting date given; vintage circa 1950s [online][site visited Oct. 19, 2017]. Available from Internet: <<http://timex.homestead.com/hiltonmystery.html>> (Year: 1955).*

(Continued)

Primary Examiner — Sandra S Snapp
Assistant Examiner — Katherine Glennon
(74) *Attorney, Agent, or Firm* — RatnerPrestia

(57) **CLAIM**

The ornamental design for a watch glass, as shown and described.

DESCRIPTION

FIG. 1 is an enlarged perspective view of a watch glass showing my new design;
FIG. 2 is a front elevational view thereof;
FIG. 3 is a left side elevational view thereof;
FIG. 4 is a right side elevational view thereof;
FIG. 5 is a rear elevational view thereof;
FIG. 6 is a top plan view thereof; and,
FIG. 7 is a bottom plan view thereof.

1 Claim, 4 Drawing Sheets

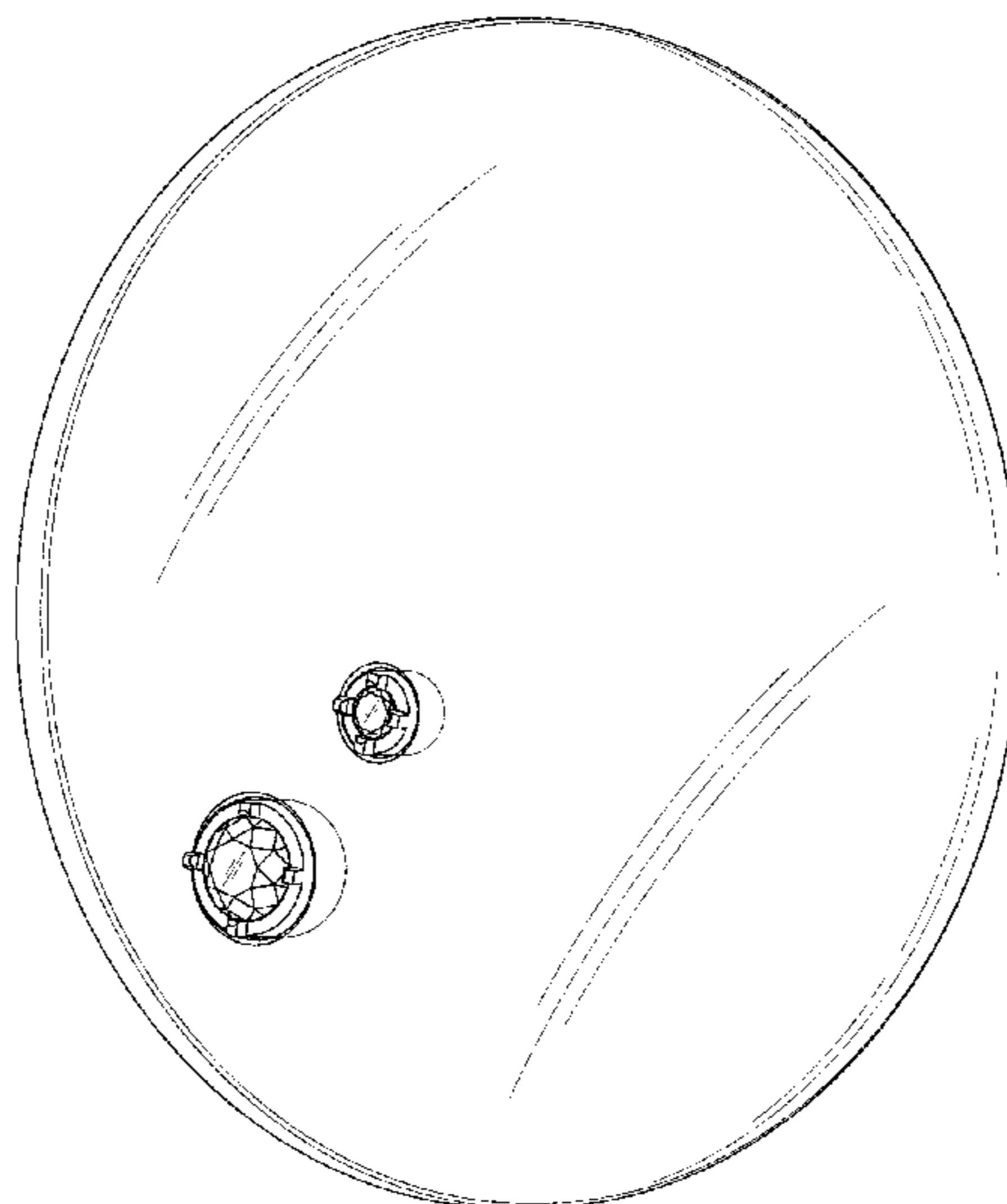


FIG. 1

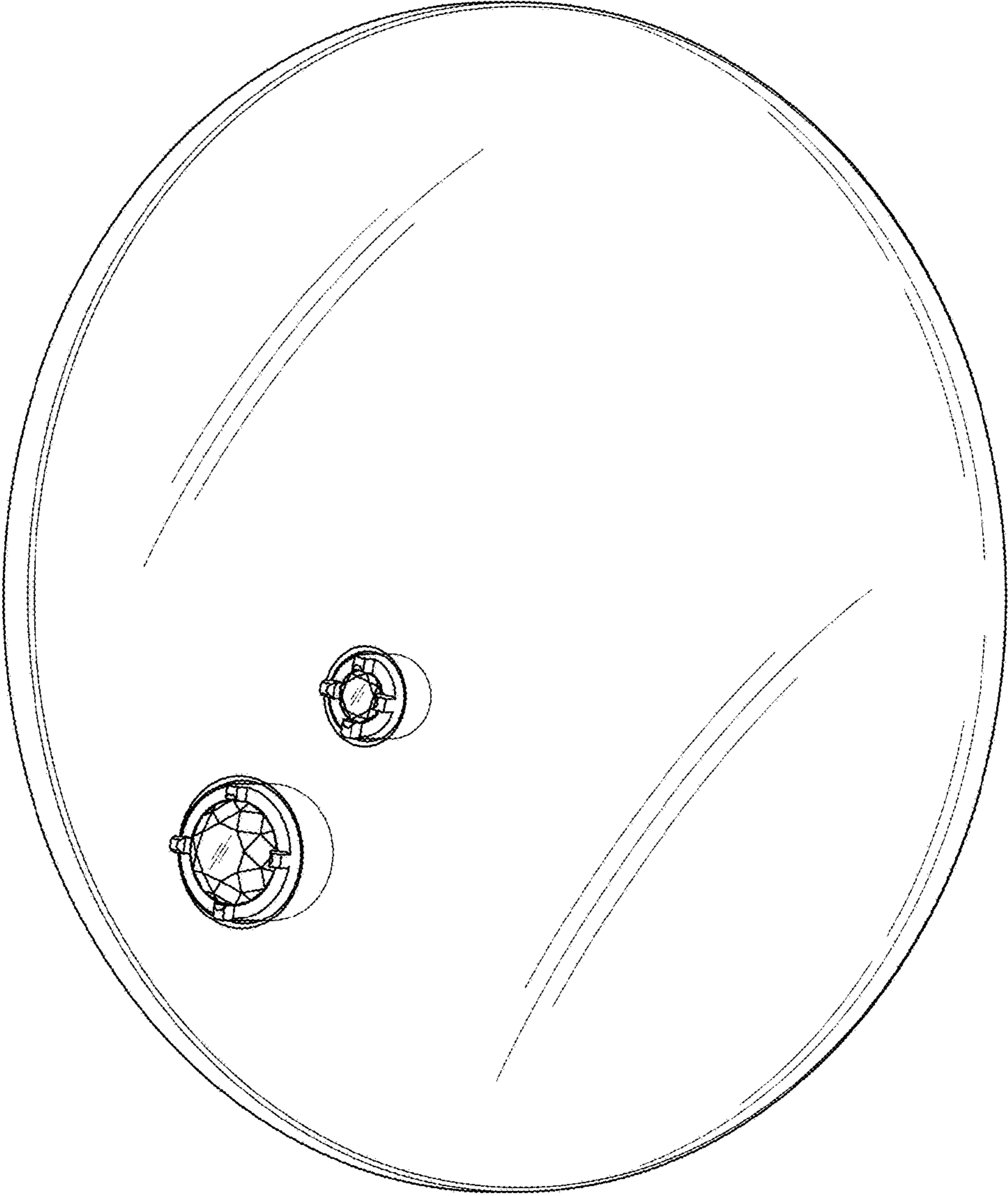


FIG. 2

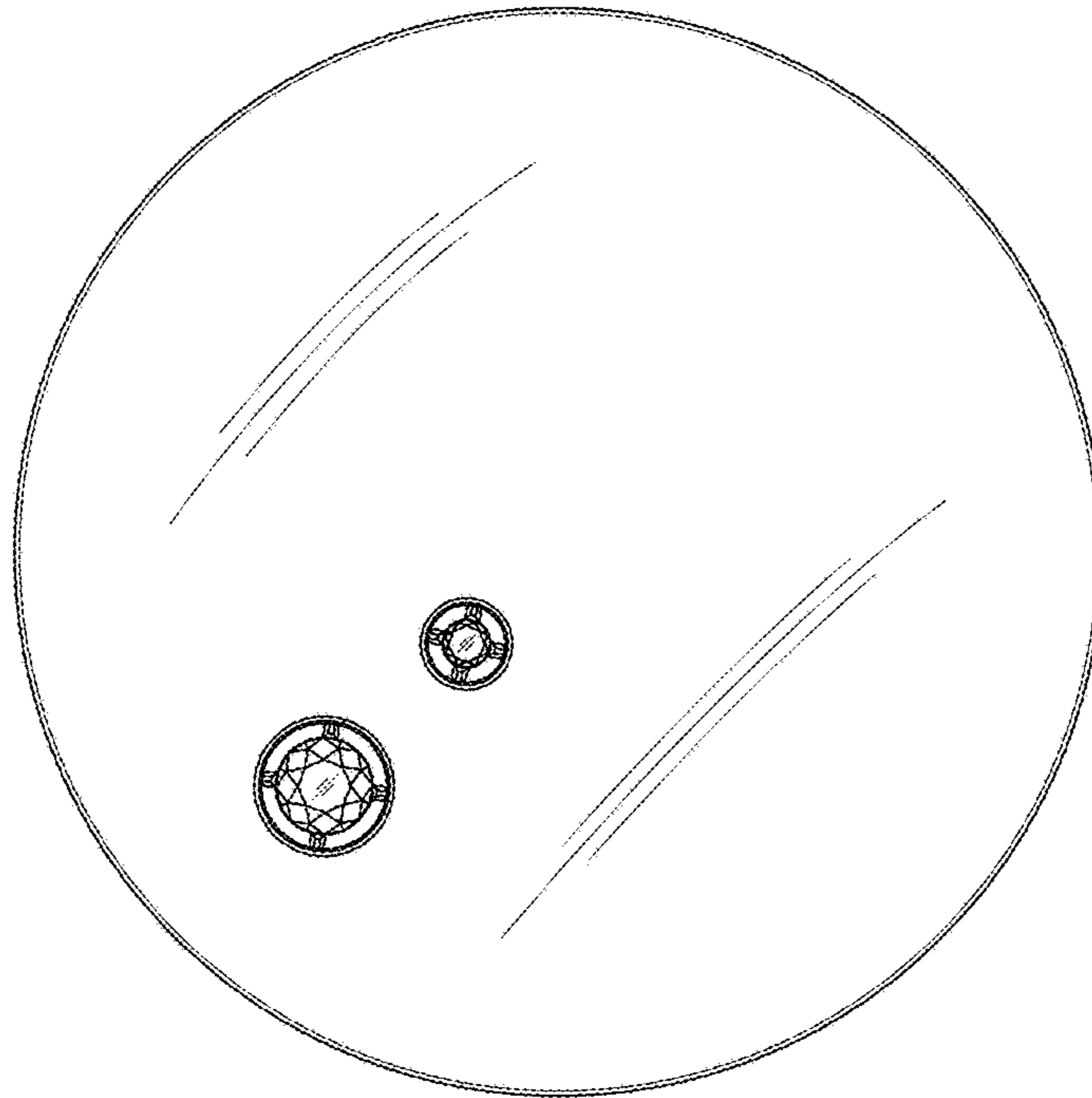


FIG. 3

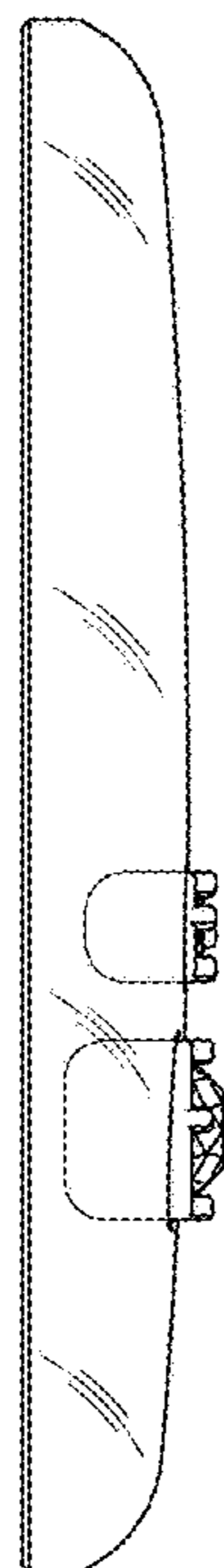


FIG. 4

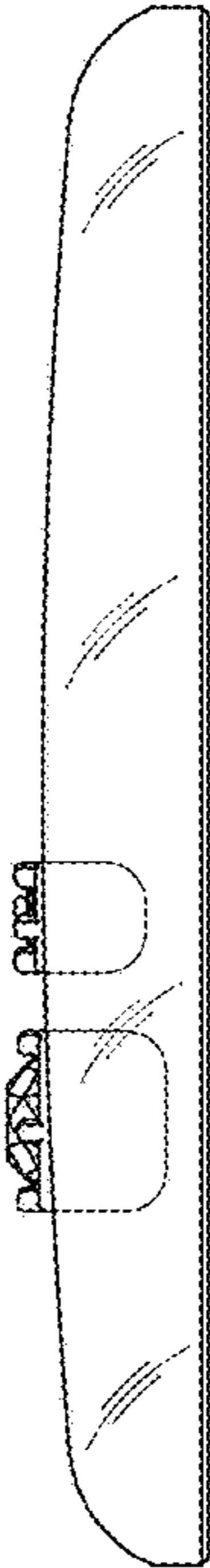


FIG. 5

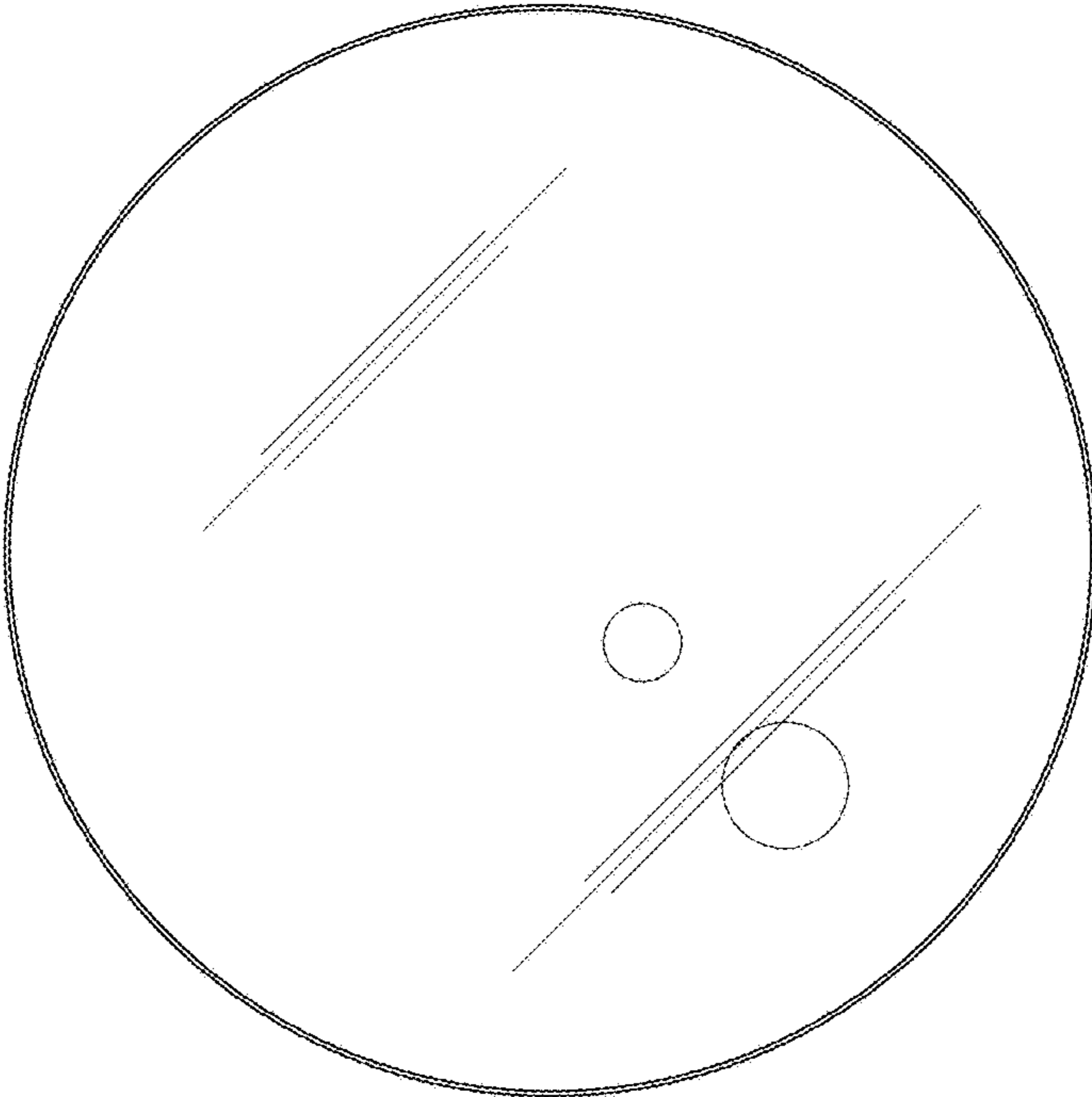


FIG. 6

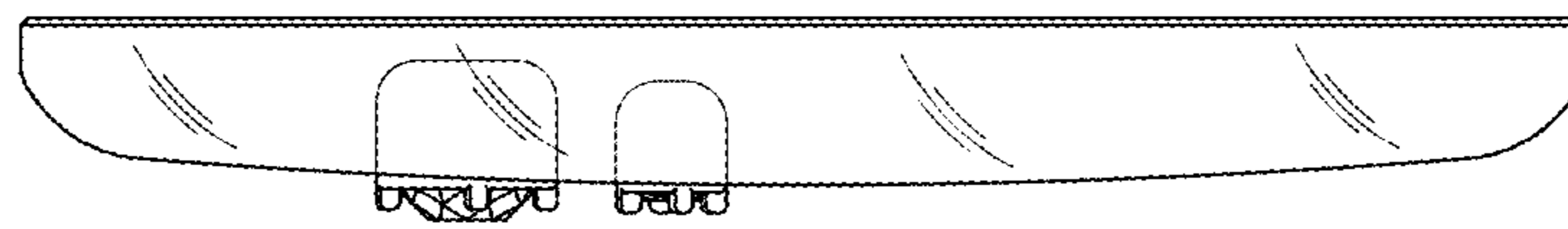


FIG. 7

