



US00D813673S

(12) **United States Design Patent**  
**Kronebusch**

(10) **Patent No.:** **US D813,673 S**  
(45) **Date of Patent:** **\*\* Mar. 27, 2018**

(54) **SPRAY CONTAINER**

FOREIGN PATENT DOCUMENTS

(71) Applicant: **Kronebusch Industries, LLC**,  
Rochester, MN (US)

CN 3049621 \* 10/1996  
CN 3372812 \* 6/2004

(Continued)

(72) Inventor: **Allen R. Kronebusch**, Oronoco, MN  
(US)

OTHER PUBLICATIONS

(73) Assignee: **Kronebusch Industries, LLC**,  
Rochester, MN (US)

AKE Companies, LLC, Stop-Fyre Extinguisher, 2 pages.  
(Continued)

(\*\*) Term: **15 Years**

*Primary Examiner* — Catherine A Tuttle

(21) Appl. No.: **29/532,014**

(74) *Attorney, Agent, or Firm* — Merchant & Gould P.C.

(22) Filed: **Jun. 30, 2015**

(57) **CLAIM**

(51) **LOC (11) Cl.** ..... **09-01**

The ornamental design for a spray container, as shown and described.

(52) **U.S. Cl.**

USPC ..... **D9/500**; D9/520; D9/772; D29/126

(58) **Field of Classification Search**

USPC ..... D9/500–505, 520, 763, 772–780, 682,  
D9/685, 690–692; D29/125, 126, 129;  
215/2, 378, 902; 220/581–583, 601, 623,  
220/901, 913, DIG. 27; 169/74, 75  
CPC .. B65D 1/0223; B65D 1/0246; B65D 1/0261;  
B65D 1/0276; B65D 1/14; B65D 1/16;  
B65D 1/165; B65D 1/20; B65D 1/06;  
B65D 83/70; A62C 13/003; A62C 13/64;  
B05B 11/00; B05B 11/0037; B05B  
11/0054; B05B 11/0056; A63C 13/20;  
A63C 13/62; A63C 13/64

See application file for complete search history.

**DESCRIPTION**

FIG. 1 is a top perspective view showing my new design for the spray container together with broken lines representing associated structures;  
FIG. 2 is a bottom perspective view thereof;  
FIG. 3 is a top perspective view shown without the associated structures;  
FIG. 4 is a bottom perspective view thereof;  
FIG. 5 is a front elevational view thereof;  
FIG. 6 is a back elevational view thereof;  
FIG. 7 is a left side elevational view thereof;  
FIG. 8 is a right side elevational view thereof;  
FIG. 9 is top plan view thereof;  
FIG. 10 is bottom plan view thereof; and,  
FIG. 11 is cross sectional view taken along line 11-11 of FIG. 9.

The broken line showing of an example fire extinguisher or repellant sprayer in FIGS. 1 and 2, and of the example gauge in FIG. 2, is included to illustrate an operating environment of the spray container and forms no part of the claimed design.

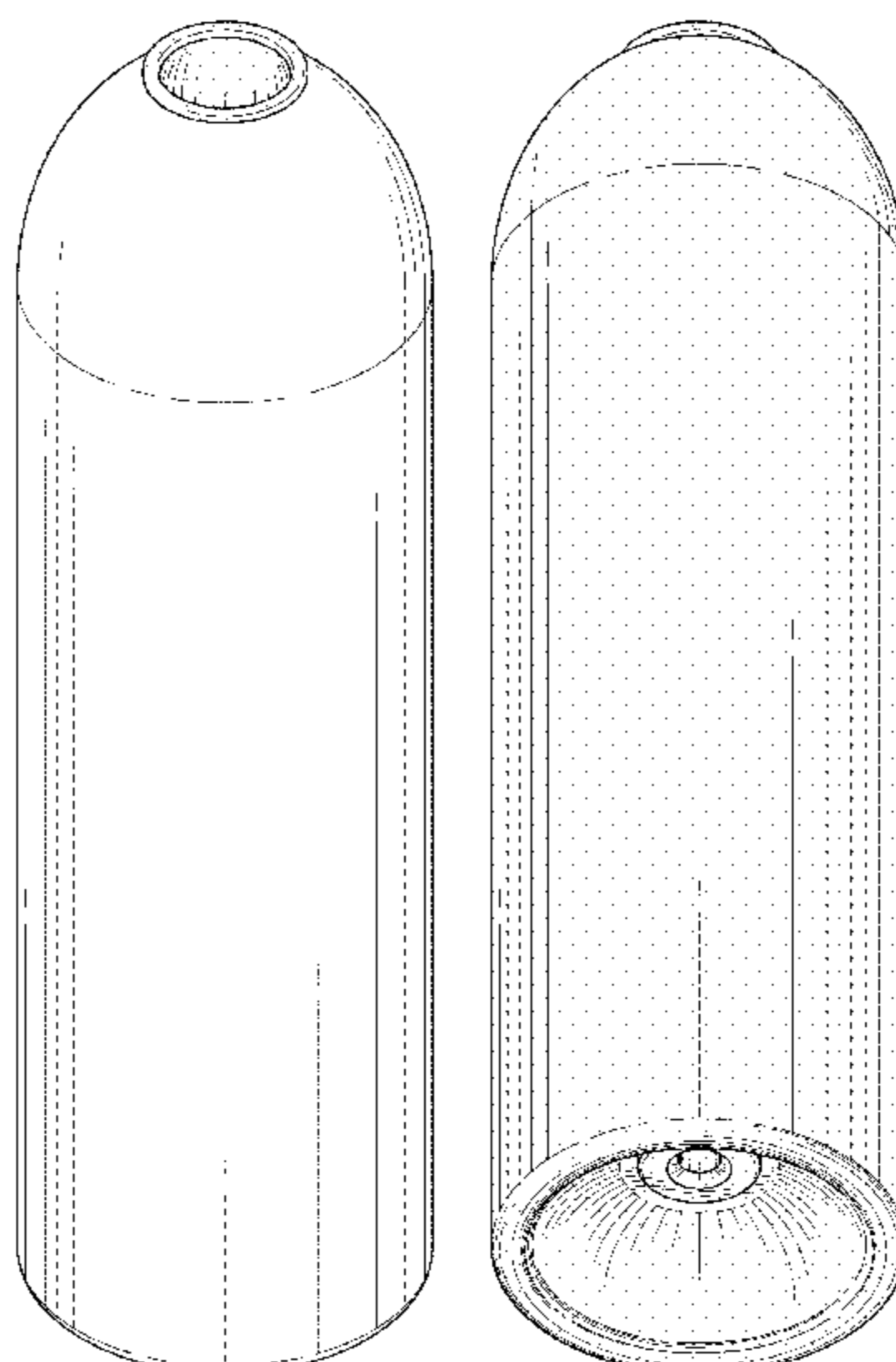
(56) **References Cited**

U.S. PATENT DOCUMENTS

581,814 A \* 5/1897 Durkin ..... B65D 1/06  
215/11.5  
2,779,472 A \* 1/1957 Febbraro ..... B65D 1/04  
210/514  
3,844,355 A \* 10/1974 Kreipe ..... A62C 13/76  
169/71

(Continued)

**1 Claim, 7 Drawing Sheets**



(56)

References Cited

U.S. PATENT DOCUMENTS

D244,578 S \* 6/1977 Avant ..... D23/205  
 5,232,124 A \* 8/1993 Schneider ..... B65D 83/70  
 222/1  
 6,742,599 B1 \* 6/2004 Nam ..... A62C 13/64  
 169/26  
 D660,155 S \* 5/2012 Jenkins ..... D9/500  
 D742,251 S \* 11/2015 Kaanta ..... D9/772  
 2004/0035871 A1 \* 2/2004 Chupak ..... B21D 22/28  
 220/608  
 2005/0112022 A1 \* 5/2005 Morgan ..... A61L 2/22  
 422/28  
 2009/0223956 A1 \* 9/2009 Matsukawa ..... B65D 51/1638  
 220/89.2  
 2009/0308946 A1 \* 12/2009 Dube ..... B65D 83/68  
 239/9  
 2012/0187067 A1 \* 7/2012 Maas ..... B29B 11/14  
 215/12.1  
 2012/0325503 A1 \* 12/2012 Fishman ..... A62C 13/64  
 169/75  
 2017/0001050 A1 \* 1/2017 Kronebusch ..... A62C 13/64

FOREIGN PATENT DOCUMENTS

CN 301038102 \* 10/2009  
 CN 301331624 \* 8/2010  
 EM 002165746-0001 \* 1/2013  
 EP 1038799 A1 \* 9/2000 ..... B05B 11/0024  
 GB 2039735 A \* 8/1980 ..... A62C 13/64  
 JP 1286742 \* 11/2006

OTHER PUBLICATIONS

AKE Companies, LLC, Stop-Fyre Extinguisher Aberdeen Ag Expo  
 Flyer, 1 page.  
 AKE Companies, LLC, Stop-Fyre Extinguisher NTPA Advertisement,  
 1 page.  
 AKE Companies, www.ake.com, LLC, Stop-Fyre Extinguishers,  
 Dec. 18, 2014, 3 pages.  
 \* cited by examiner

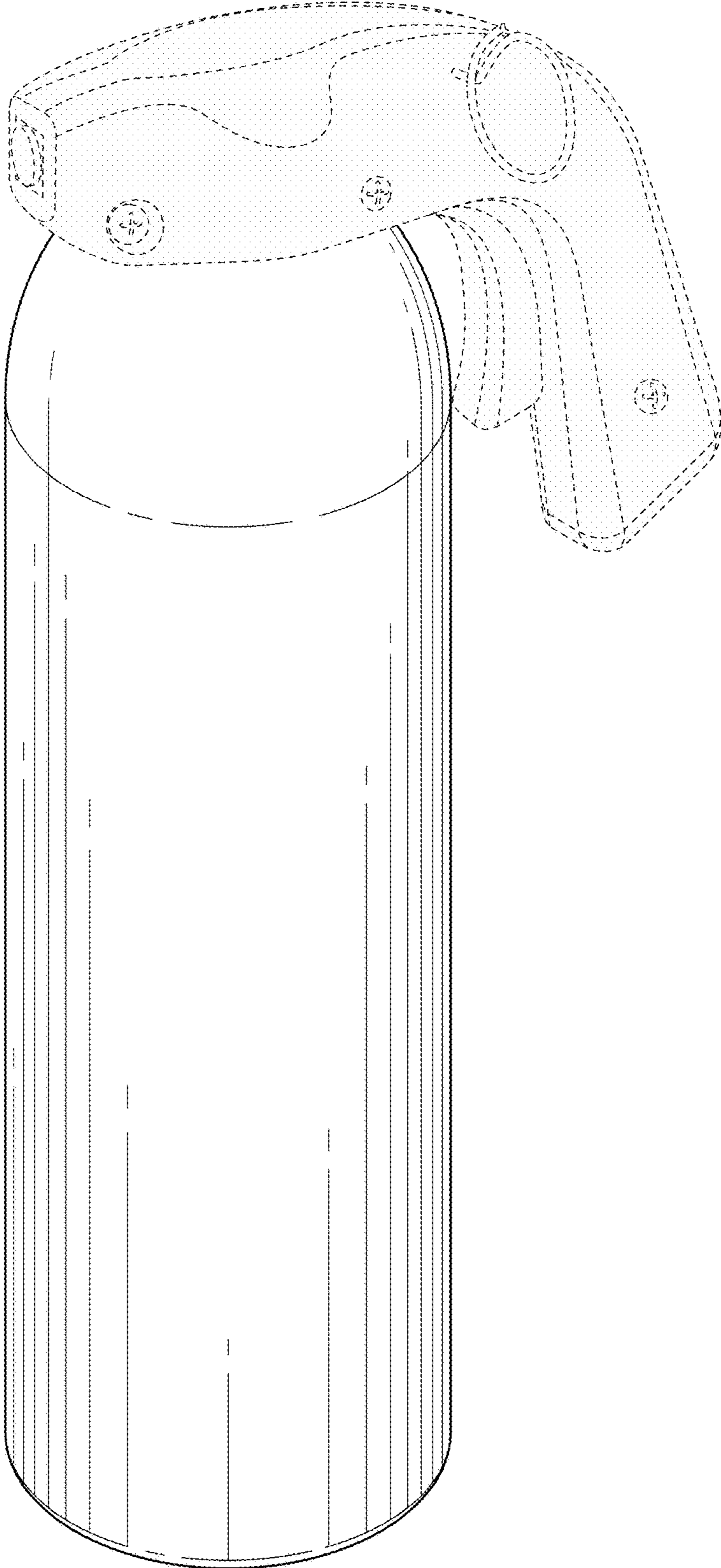


FIG. 1

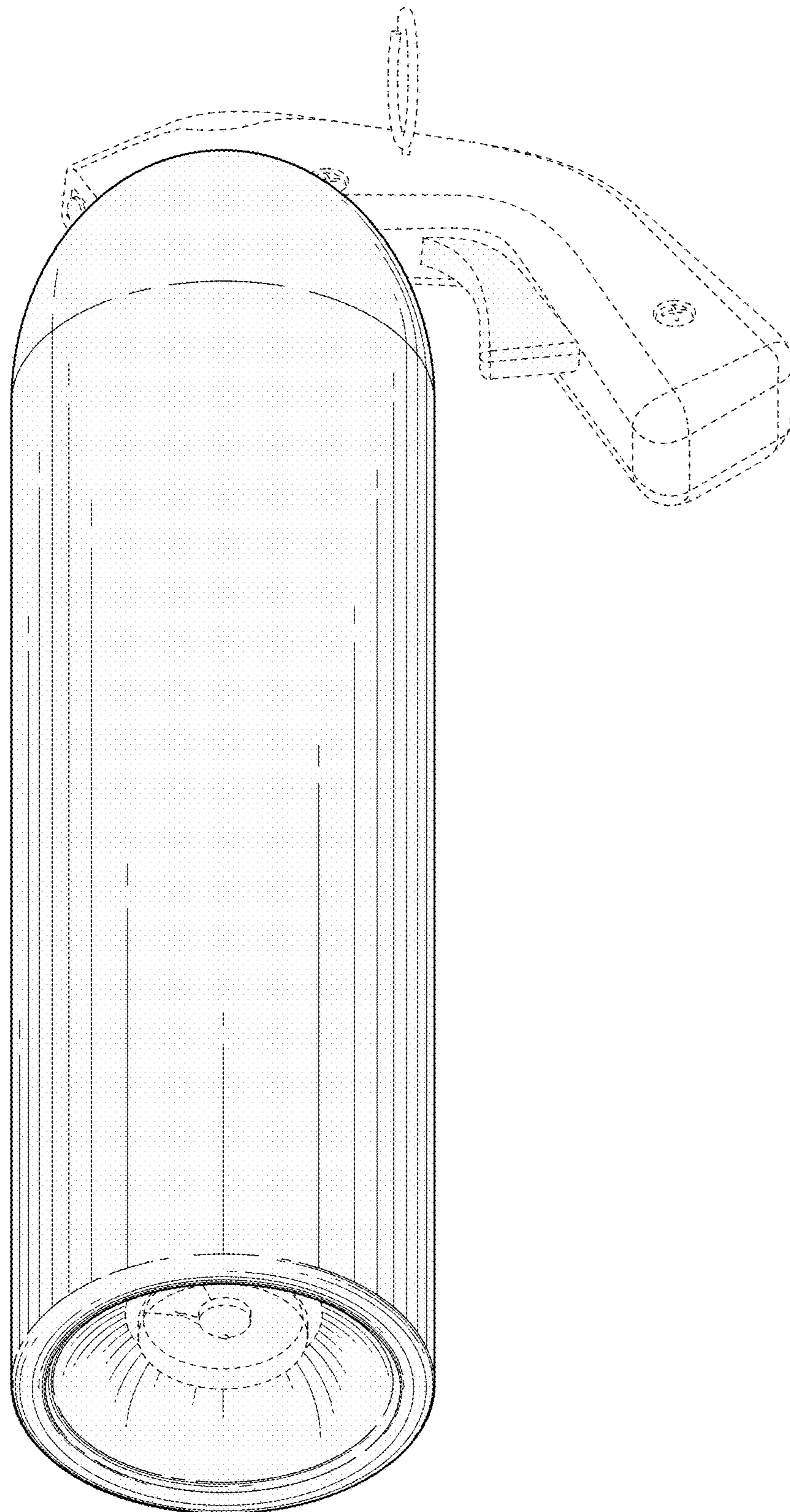


FIG. 2




FIG. 3

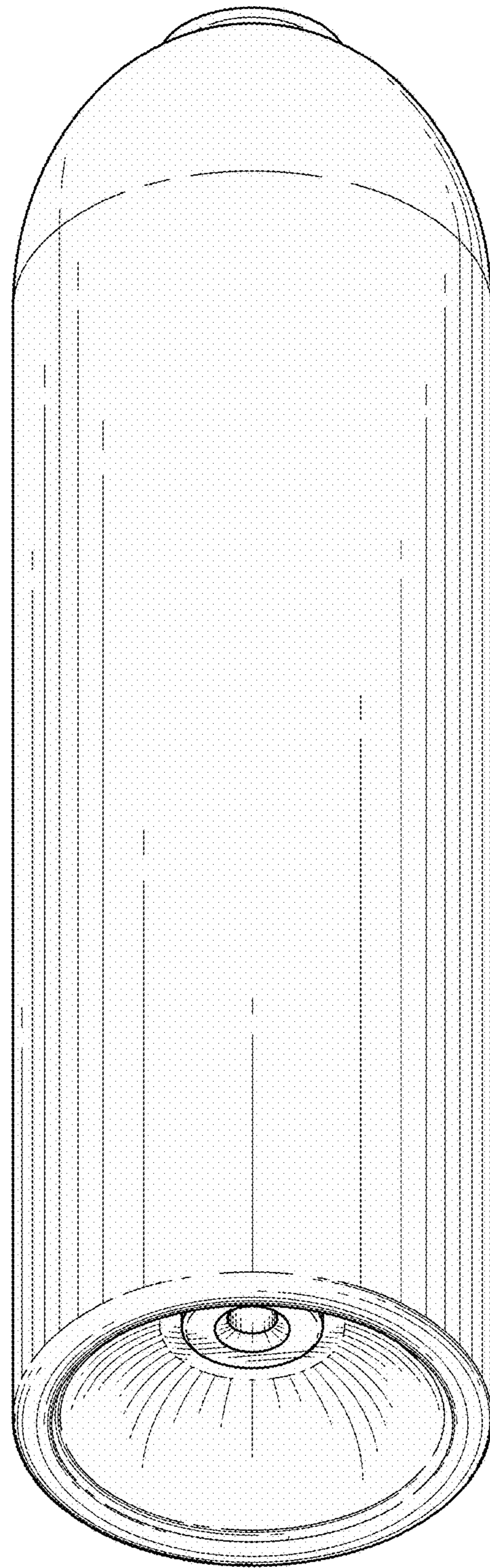


FIG. 4

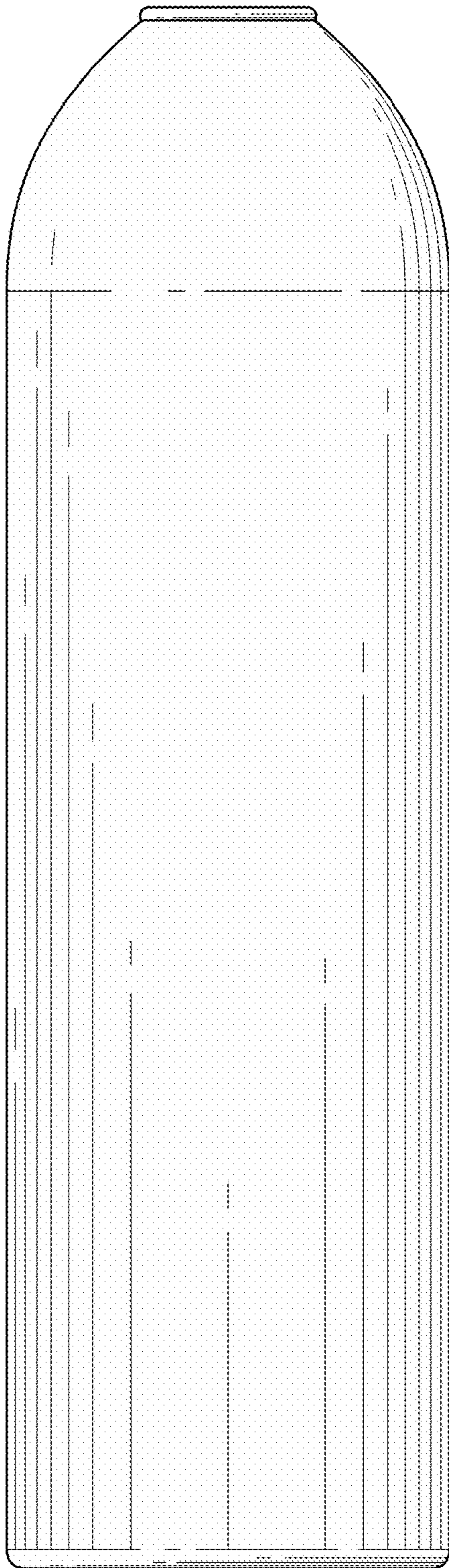


FIG. 5

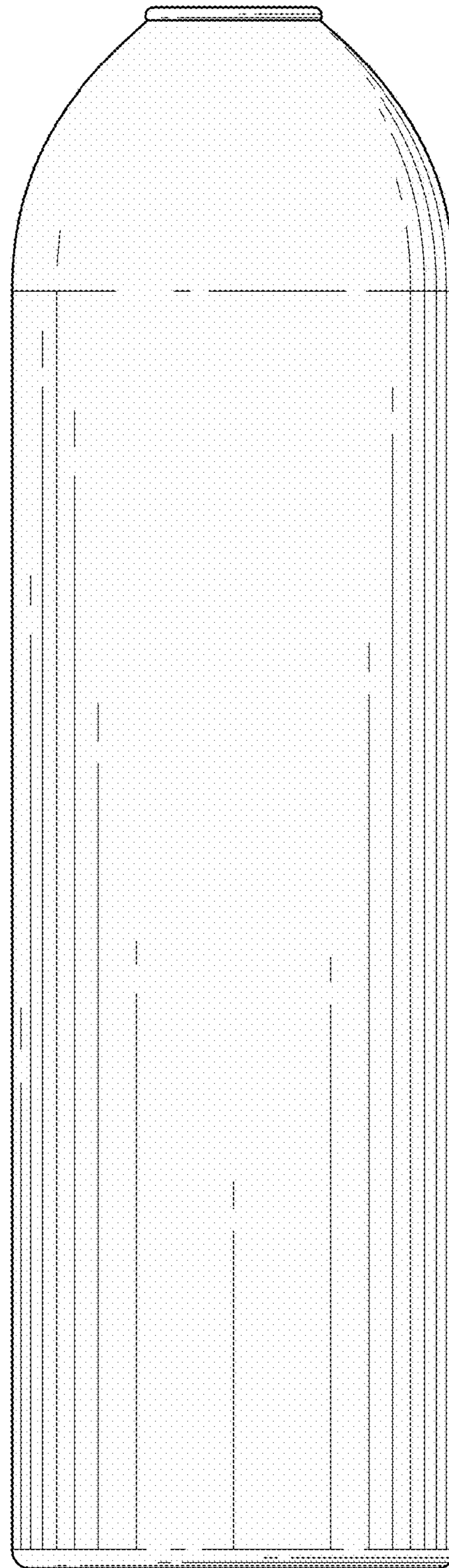


FIG. 6

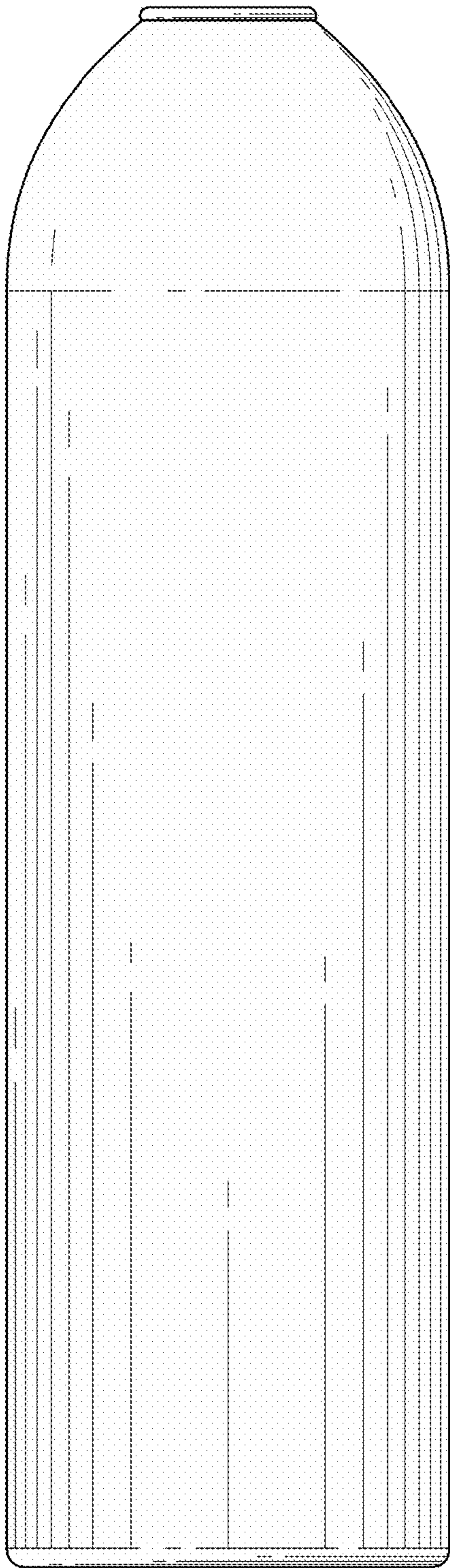


FIG. 7




FIG. 8

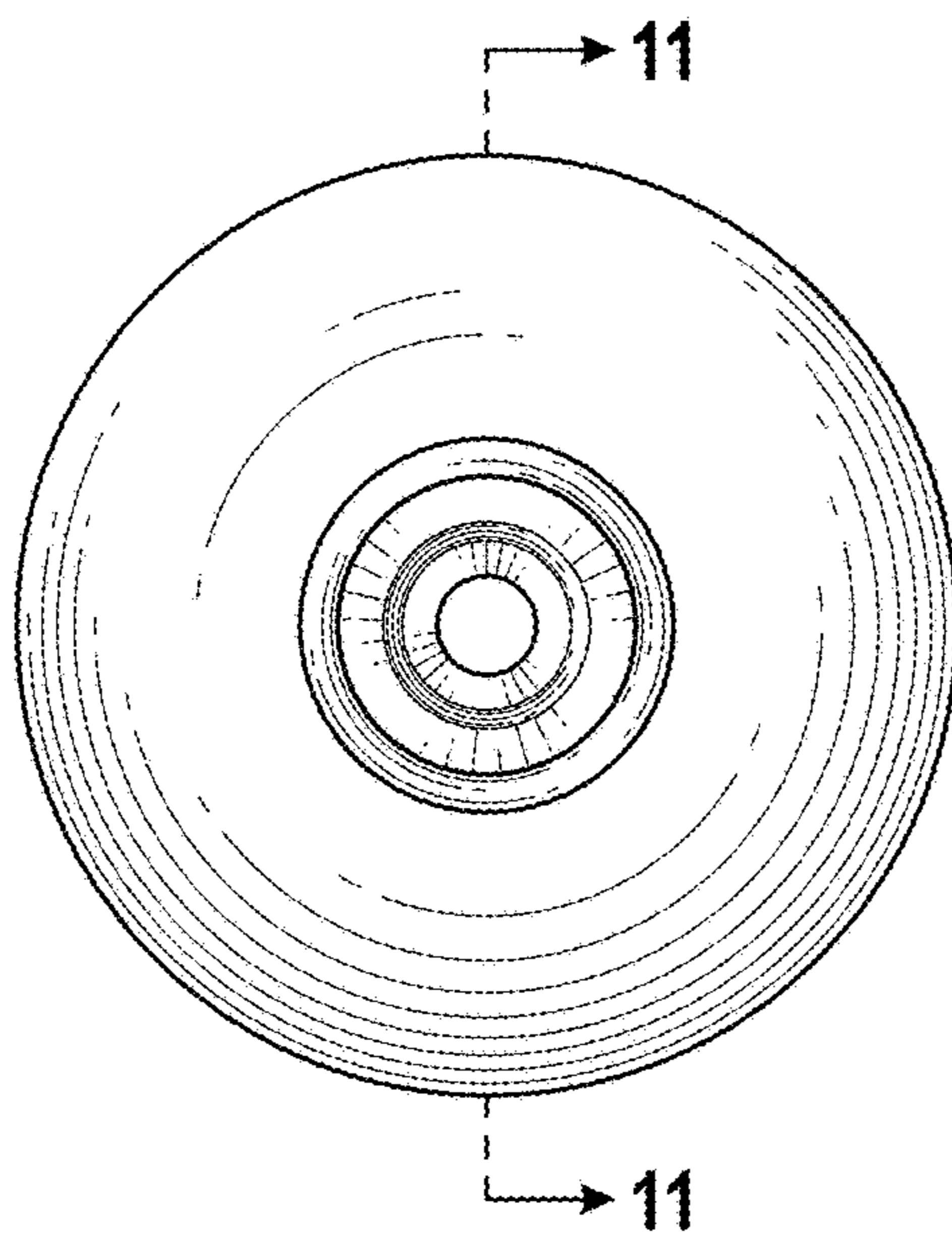


FIG. 9

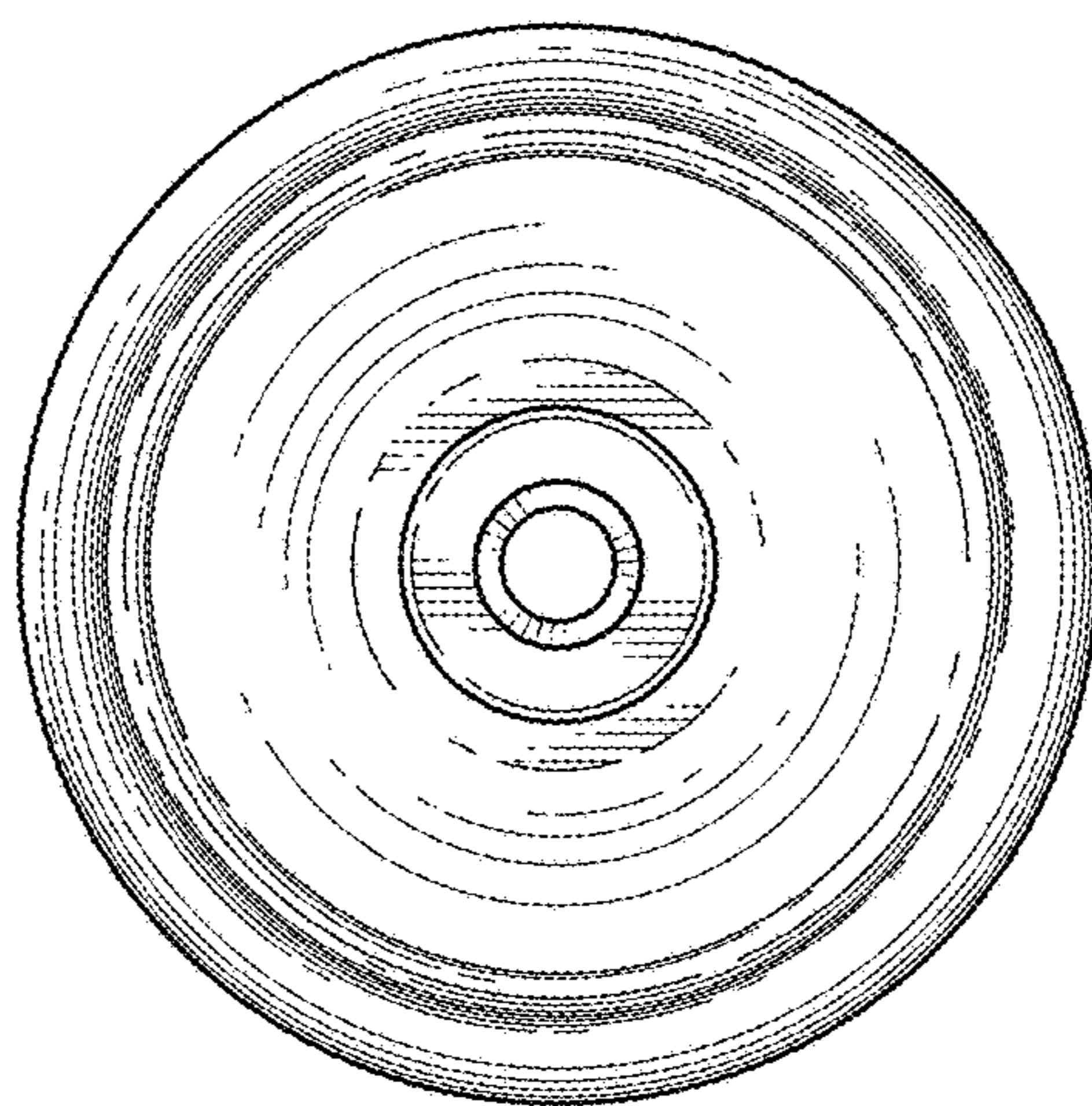


FIG. 10



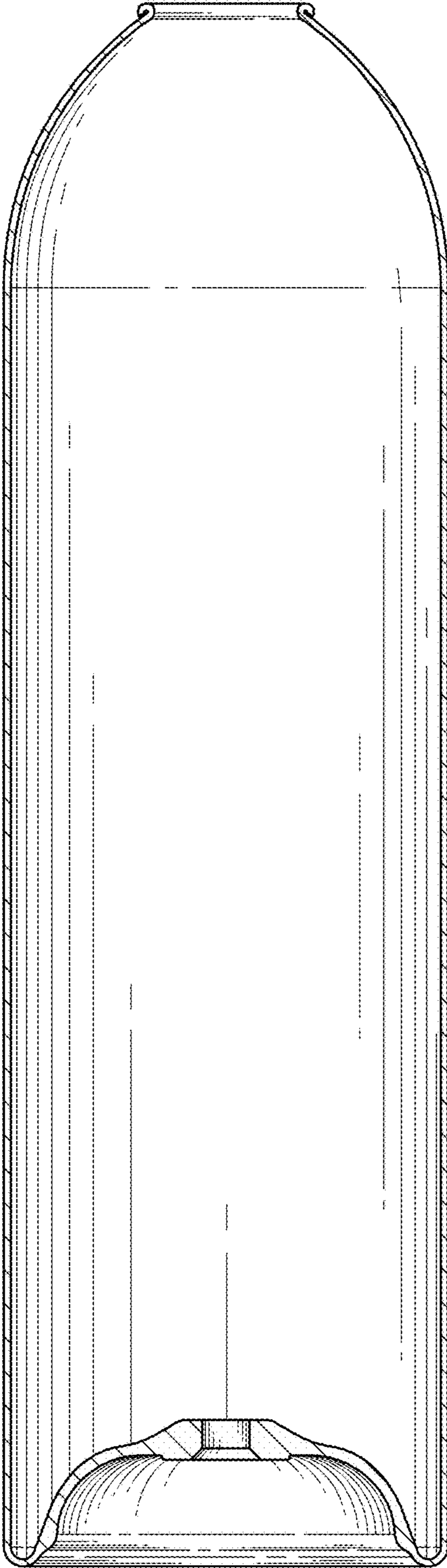


FIG. 11