



US00D813661S

(12) **United States Design Patent**
Blackwood et al.

(10) **Patent No.:** **US D813,661 S**
(45) **Date of Patent:** **** Mar. 27, 2018**

(54) **EXPANDABLE SEALING MECHANISM**

(71) Applicant: **Press-Seal Corporation**, Fort Wayne, IN (US)

(72) Inventors: **Graham E. Blackwood**, Fort Wayne, IN (US); **Katherine A. Bergfeld**, Waterville, OH (US); **Michael R. Miller**, Churubusco, IN (US); **John M. Kaczmarczyk**, Angola, IN (US); **James W. Skinner**, Fort Wayne, IN (US)

(73) Assignee: **Press-Seal Corporation**, Fort Wayne, IN (US)

(**) Term: **15 Years**

(21) Appl. No.: **29/542,567**

(22) Filed: **Oct. 15, 2015**

Related U.S. Application Data

(62) Division of application No. 29/478,201, filed on Jan. 2, 2014.

(51) **LOC (11) Cl.** **08-08**

(52) **U.S. Cl.**
USPC **D8/396**

(58) **Field of Classification Search**
USPC D8/72, 383, 394-396
CPC F16L 21/005; F16L 35/02; F16L 3/233;
F16L 33/08; F16L 33/04; B65D 45/32
See application file for complete search history.

(56) **References Cited**

U.S. PATENT DOCUMENTS

2,487,296 A *	11/1949	Bergstrom	F16L 33/08 24/274 R
2,580,396 A *	1/1952	Bluth	F16B 2/065 114/22
2,730,782 A *	1/1956	Ludwinski	F16L 33/08 24/274 R

(Continued)

Primary Examiner — John Windmuller

(74) *Attorney, Agent, or Firm* — Faegre Baker Daniels LLP

(57) **CLAIM**


The ornamental design for an expandable sealing mechanism, as shown and described.

DESCRIPTION

FIG. 1 is a perspective view of end portions of an expansion band made in accordance with the present disclosure, wherein a portion of the expansion band is shown in broken lines and the central nut is shown entirely in broken lines; FIG. 2 is an enlarged perspective view thereof, wherein a hex-shaped periphery of the right end portion of the expansion band is shown in broken lines; FIG. 3 is a front elevation view thereof, wherein a portion of the expansion band is shown in broken lines and the central nut is shown entirely in broken lines; FIG. 4 is a top plan, partial cross-sectional view thereof taken along line 4-4 of FIG. 3, wherein the central nut is shown entirely in broken lines; FIG. 5 is a bottom plan view thereof, wherein a portion of the expansion band is shown in broken lines and wherein the oversleeve and central nut are shown entirely in broken lines; FIG. 6 is a side elevation, cross-sectional view thereof taken along line 6-6 of FIG. 3, wherein a hex-shaped periphery of the end portion of the expansion band is shown in broken lines; and, FIG. 7 is a side elevation view thereof, it being understood that left and right side views of the sealing assembly are identical, wherein a portion of the expansion band is shown in broken lines.

The broken lines in the figures represent portions of the expandable sealing mechanism that form no part of the claimed design.

1 Claim, 4 Drawing Sheets



(56)

References Cited

U.S. PATENT DOCUMENTS

2,767,455 A * 10/1956 Schaefer F16L 33/08
24/274 P
2,877,732 A * 3/1959 Eaton F16L 37/12
114/22
3,396,439 A * 8/1968 Schaub F16L 33/08
24/274 P
3,474,832 A * 10/1969 Broadhead F16L 21/022
138/97
3,537,147 A * 11/1970 Pfeuffer F16L 33/035
24/20 TT
4,246,690 A * 1/1981 Meckstroth F16L 33/04
24/279
4,310,956 A * 1/1982 Meckstroth F16L 33/04
24/20 LS
D273,841 S * 5/1984 Chace D22/199
D289,141 S * 4/1987 Tunno D8/394
4,819,307 A * 4/1989 Turner F16L 33/04
24/20 S
4,872,780 A * 10/1989 Bowman E02D 29/124
404/26
D304,676 S * 11/1989 Glynn D23/265
4,956,898 A * 9/1990 Miyamura F16L 33/08
24/20 LS
D315,306 S * 3/1991 Reister D28/73
5,044,822 A * 9/1991 Moss B64F 1/36
210/165
5,316,407 A * 5/1994 Miller E02D 29/14
404/25
5,474,396 A * 12/1995 Bravo E02D 29/14
404/26
5,504,978 A * 4/1996 Meyer, III F16L 33/08
24/269
5,738,359 A * 4/1998 Gundy B25B 27/00
24/20 R
5,743,673 A * 4/1998 Bravo E02D 29/14
404/25
5,787,555 A * 8/1998 Chen F16L 33/08
24/19
5,809,619 A * 9/1998 Schaub F16L 33/08
24/274 R

5,851,038 A * 12/1998 Robinson F16L 23/08
24/279
5,956,817 A * 9/1999 Chen F16L 33/08
24/274 R
D424,566 S * 5/2000 Baker D14/217
6,152,455 A * 11/2000 Brockway B25B 25/005
24/20 R
D442,852 S * 5/2001 Gopalraja D8/395
D442,853 S * 5/2001 Gopalraja D8/395
6,305,054 B1 * 10/2001 Imes F01N 13/1805
24/276
6,805,359 B2 * 10/2004 Neuhaus F16L 5/02
277/576
6,866,301 B2 * 3/2005 Brockway F16L 55/163
285/230
7,146,689 B2 * 12/2006 Neuhaus F16L 5/02
24/279
D546,666 S * 7/2007 Mohlin D8/396
7,243,956 B2 * 7/2007 Brockway F16L 33/213
277/576
7,263,746 B2 * 9/2007 Neuhaus F16L 5/02
24/279
D559,095 S * 1/2008 Lalancette D8/396
7,500,701 B2 * 3/2009 Lalancette F16B 5/0275
292/256
D600,107 S * 9/2009 Stewart D8/383
D609,997 S * 2/2010 Andersson D23/265
D625,175 S * 10/2010 Balcell Comas D8/396
D632,555 S * 2/2011 Sarkissian D8/396
D647,394 S * 10/2011 Taylor B65D 45/345
D8/396
D653,103 S * 1/2012 Tomasi D8/396
D653,529 S * 2/2012 Tomasi D8/396
D653,530 S * 2/2012 Hammond D8/396
D654,785 S * 2/2012 Clorley D8/396
D676,738 S * 2/2013 Hammond D8/396
D703,033 S * 4/2014 Karlsson D8/396
2009/0051125 A1 * 2/2009 Skinner F16L 55/163
277/609
2014/0191503 A1 * 7/2014 Skinner F16L 5/02
285/338

* cited by examiner

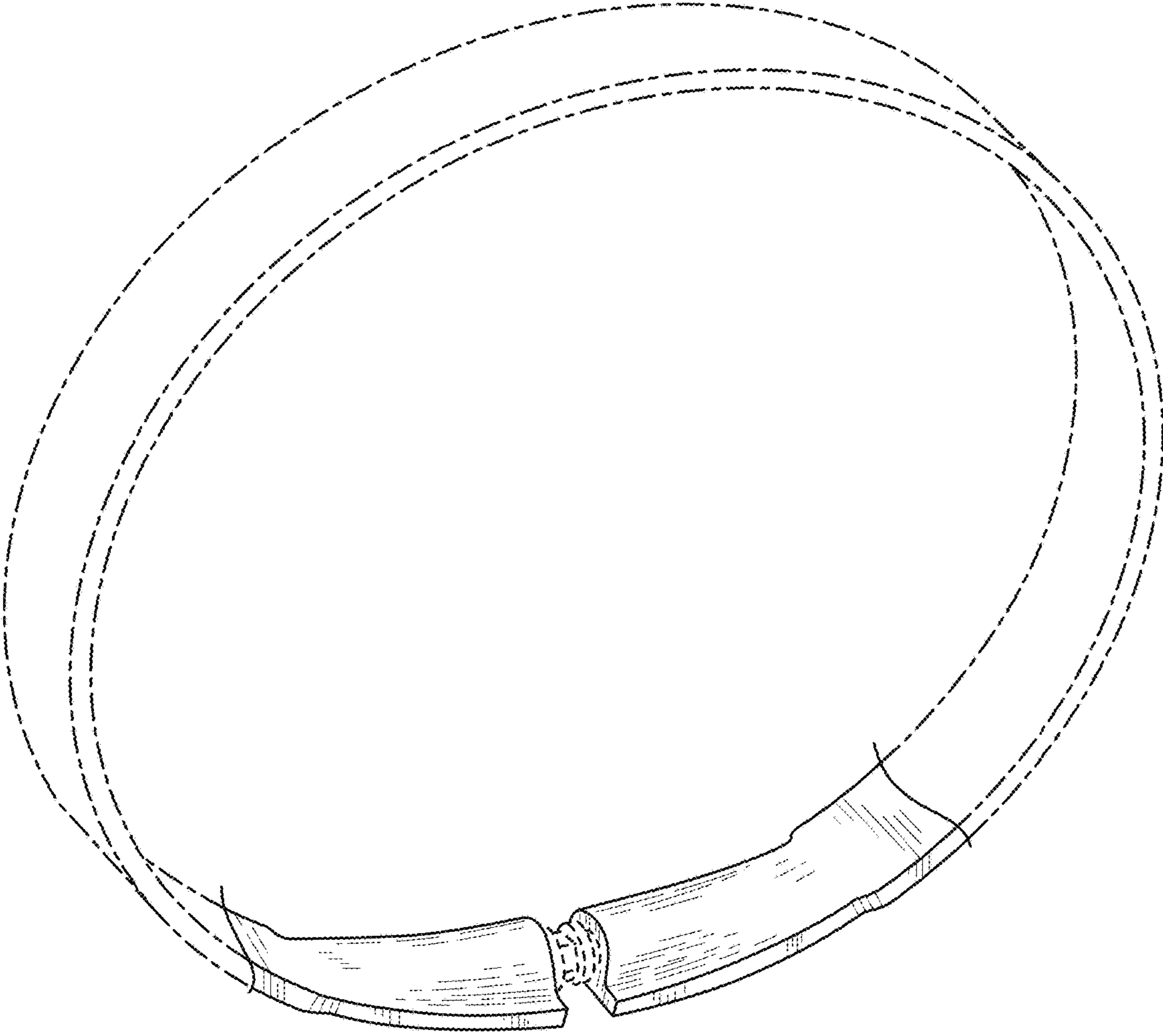
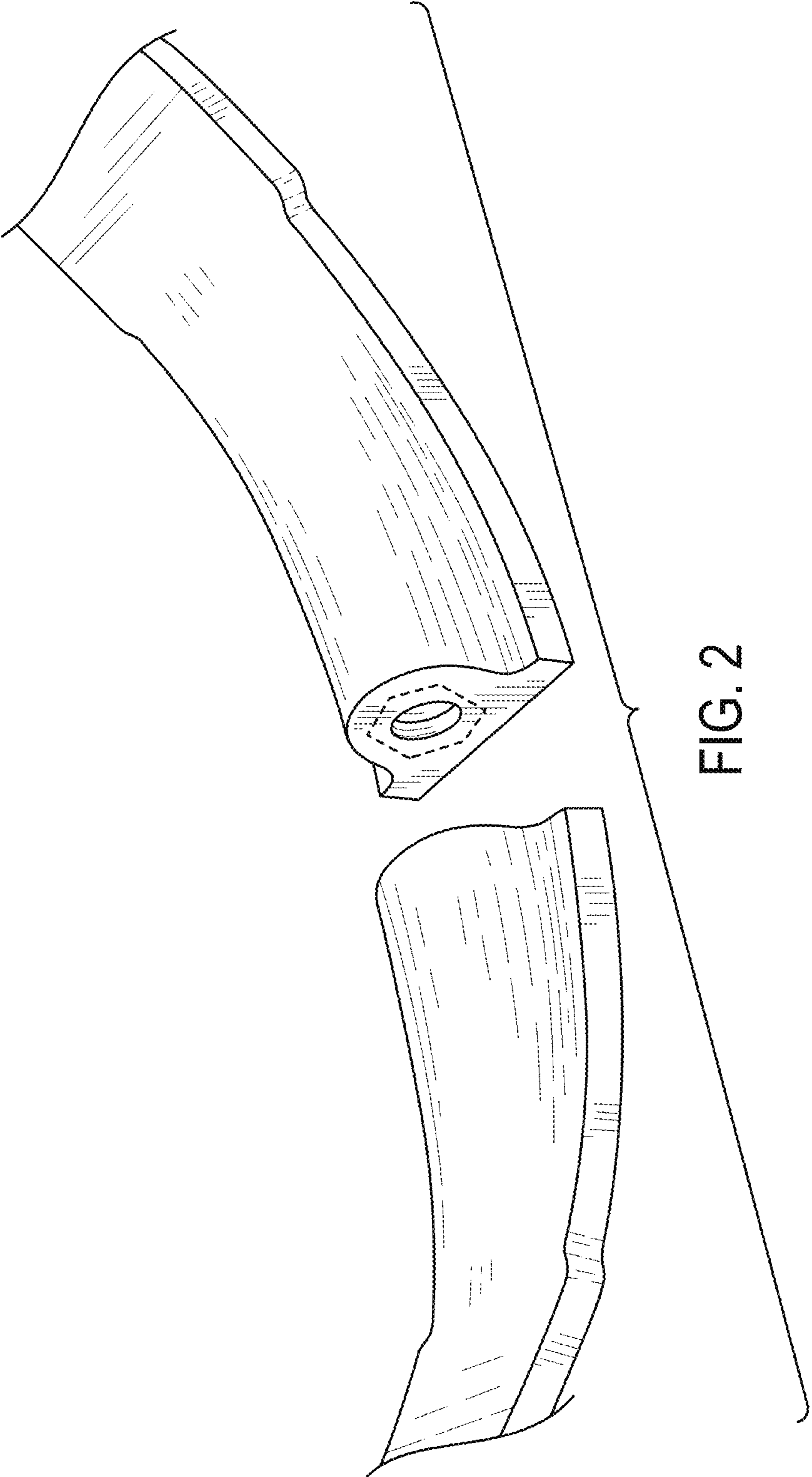


FIG. 1



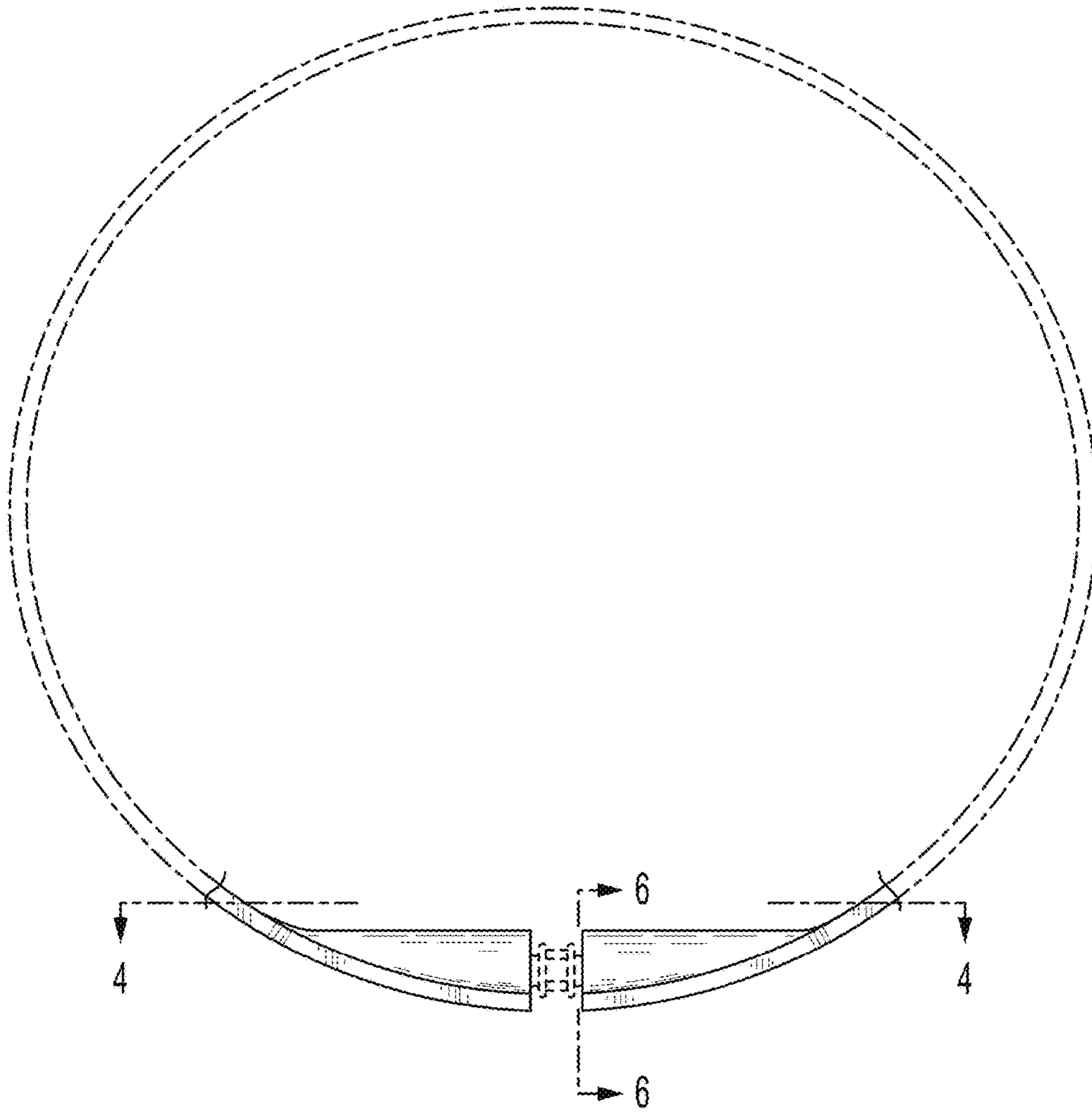


FIG. 3

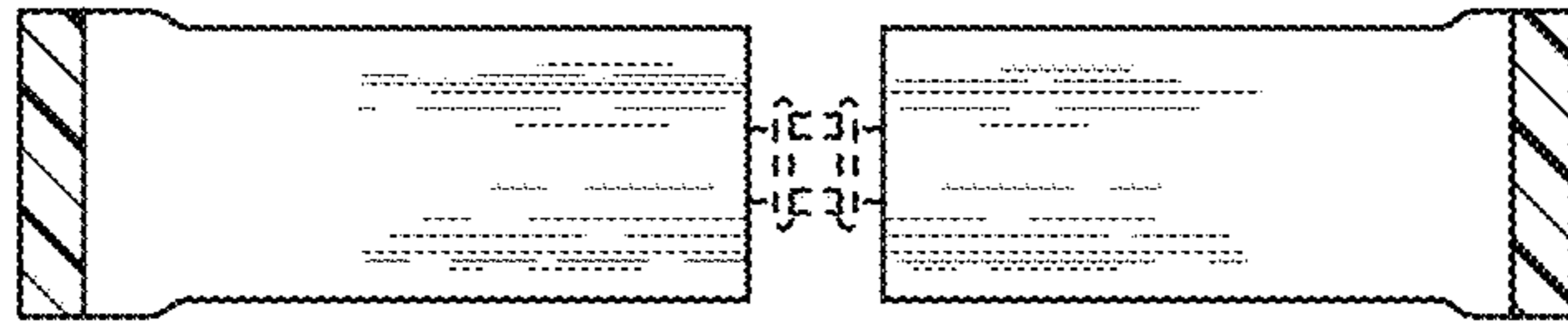


FIG. 4

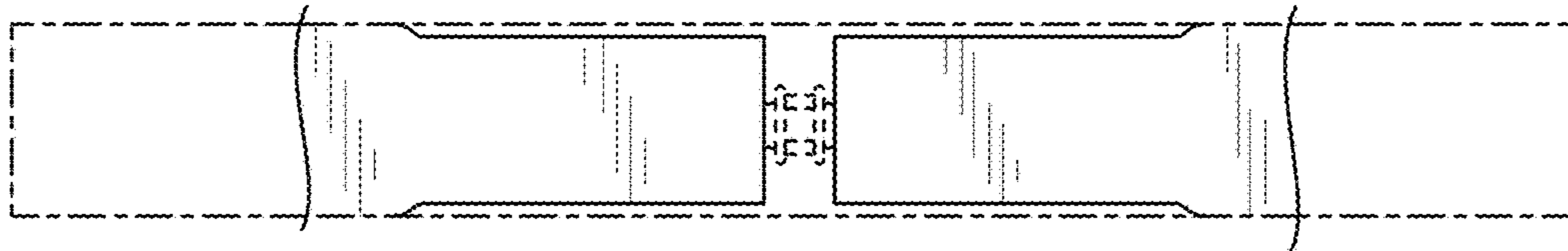


FIG. 5




FIG. 7

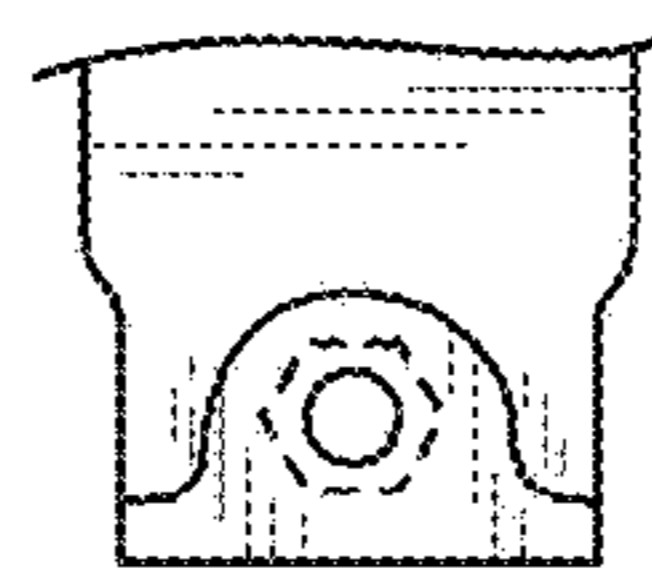


FIG. 6