



US00D813654S

(12) **United States Design Patent**
Erickson

(10) **Patent No.:** **US D813,654 S**

(45) **Date of Patent:** **** Mar. 27, 2018**

(54) **HOOK KEEPER**

(71) Applicant: **B. ERICKSON MANUFACTURING LTD.**, Thamesville (CA)

(72) Inventor: **Brent Erickson**, Thamesville (CA)

(73) Assignee: **B. ERICKSON MANUFACTURING LTD.**, Thamesville, Ontario (CA)

(**) Term: **15 Years**

(21) Appl. No.: **29/543,817**

(22) Filed: **Oct. 28, 2015**

(51) **LOC (11) Cl.** **08-05**

(52) **U.S. Cl.**

USPC **D8/367**

(58) **Field of Classification Search**

USPC D8/367, 354, 349, 394

CPC F16L 3/13; F16L 3/26; A47G 23/0225;

A47G 25/06; A47G 1/16; A47F 5/0846;

A47F 5/02; H02G 11/003; D06F 55/00;

E04H 17/10

See application file for complete search history.

(56) **References Cited**

U.S. PATENT DOCUMENTS

D244,612 S * 6/1977 Burns D13/156

4,558,495 A * 12/1985 Olsen B23B 45/006

24/16 PB

D448,351 S * 9/2001 Dubosc D13/156

D501,825 S * 2/2005 Moyer D13/119

D573,875 S * 7/2008 Anderson D8/367

7,771,221 B1 * 8/2010 Blackwell H01R 13/52

439/282

7,954,515 B2 * 6/2011 Gerst F16L 55/1141

138/89

D755,612 S * 5/2016 Cooper D8/367

D762,589 S * 8/2016 Sanftleben B60D 1/58

D13/156

* cited by examiner

Primary Examiner — Cynthia Underwood

(57) **CLAIM**

The ornamental design for a hook keeper, as shown and described.

DESCRIPTION

FIG. 1 is a perspective view of the hook keeper of the present design;

FIG. 2 is a side view of the hook keeper of FIG. 1;

FIG. 3 is another side view of the hook keeper of FIG. 1, with the hook attachment ring open;

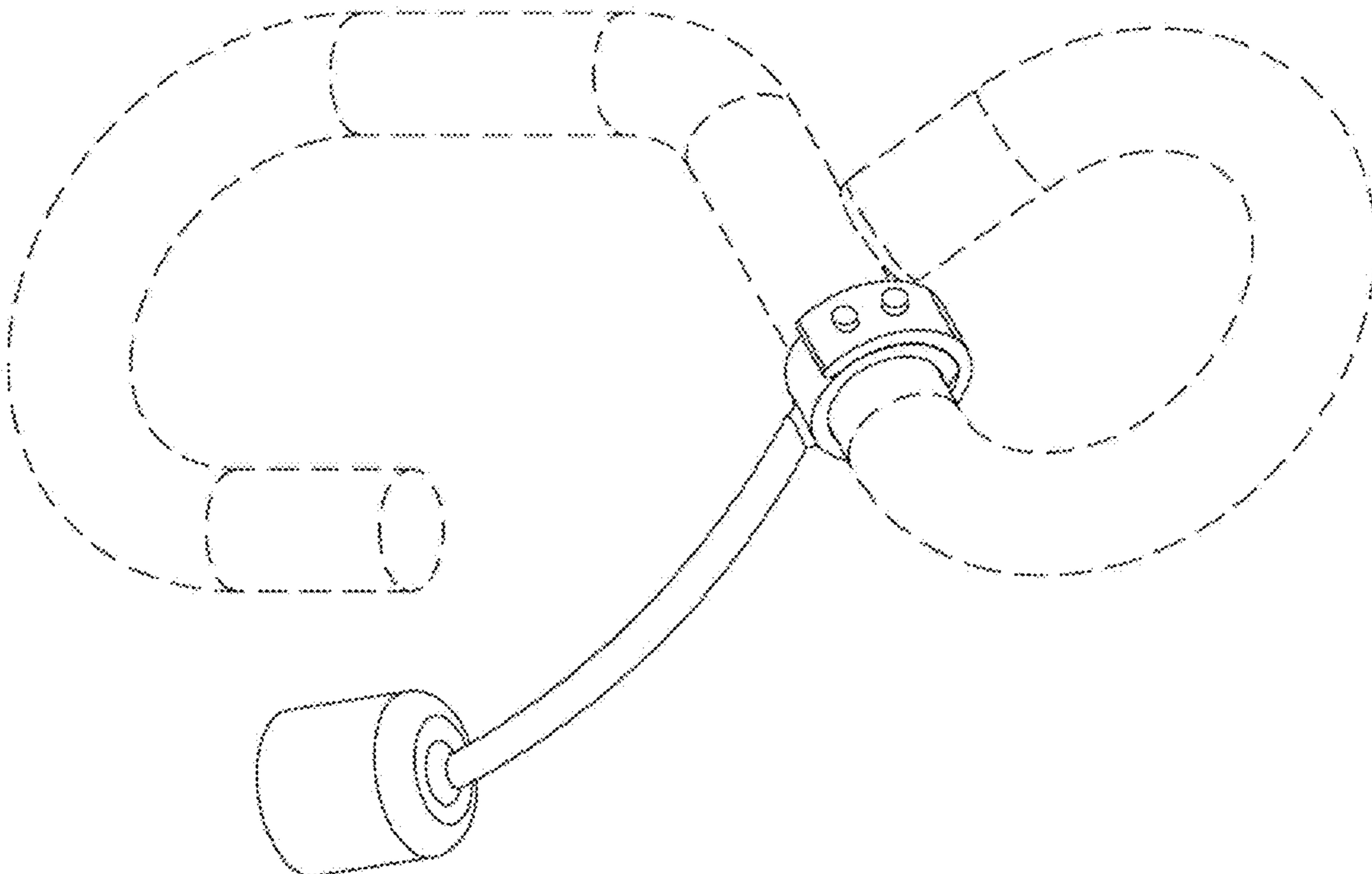
FIG. 4 is a partial sectional side view of the hook keeper of FIG. 1 taken from lines 4-4 and 5-5 in FIG. 3;

FIG. 5 is a partial sectional side view of the hook keeper of FIG. 1, taken from line 5-5 in FIG. 3, shown with both ends engaged on a hook; and,

FIG. 6 is a perspective view of the hook keeper of FIG. 1, shown with the hook attachment ring engaged on a hook.

The broken lines represent environment that forms no part of the claim.

1 Claim, 6 Drawing Sheets






FIG. 1




FIG. 2

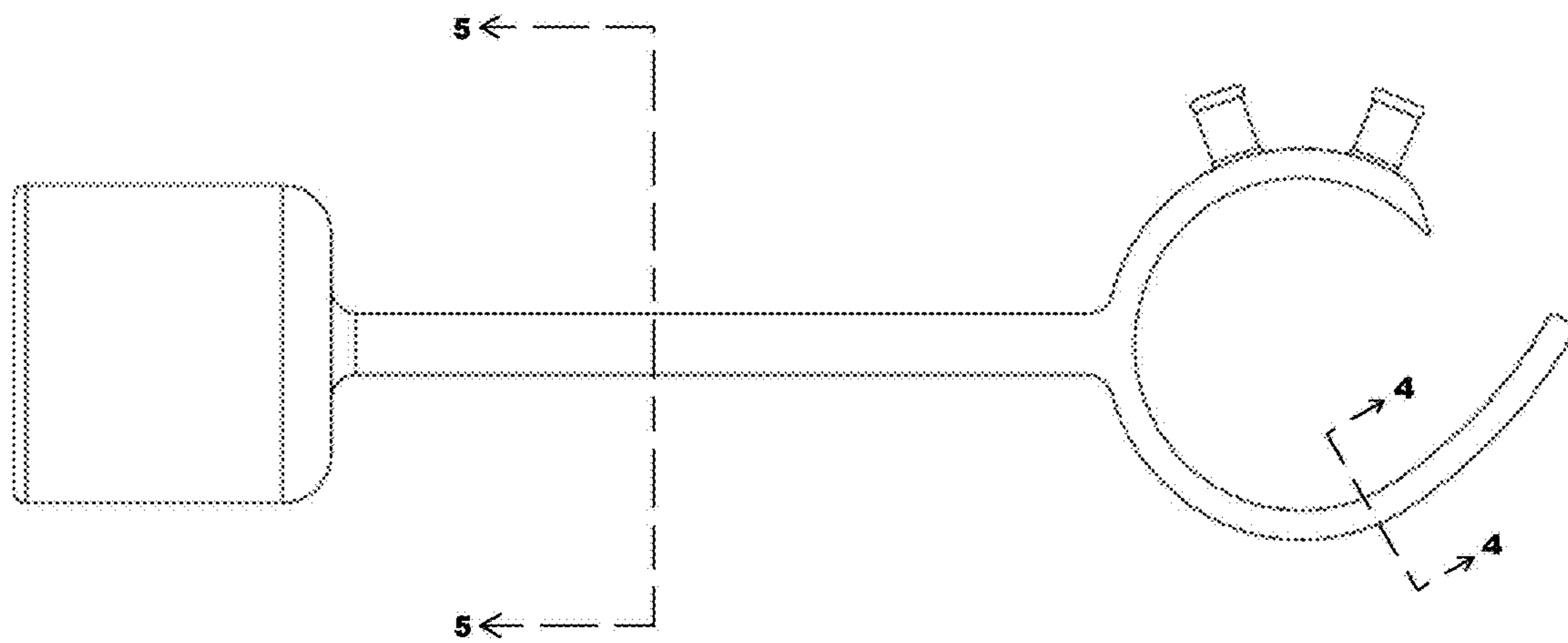


FIG. 3

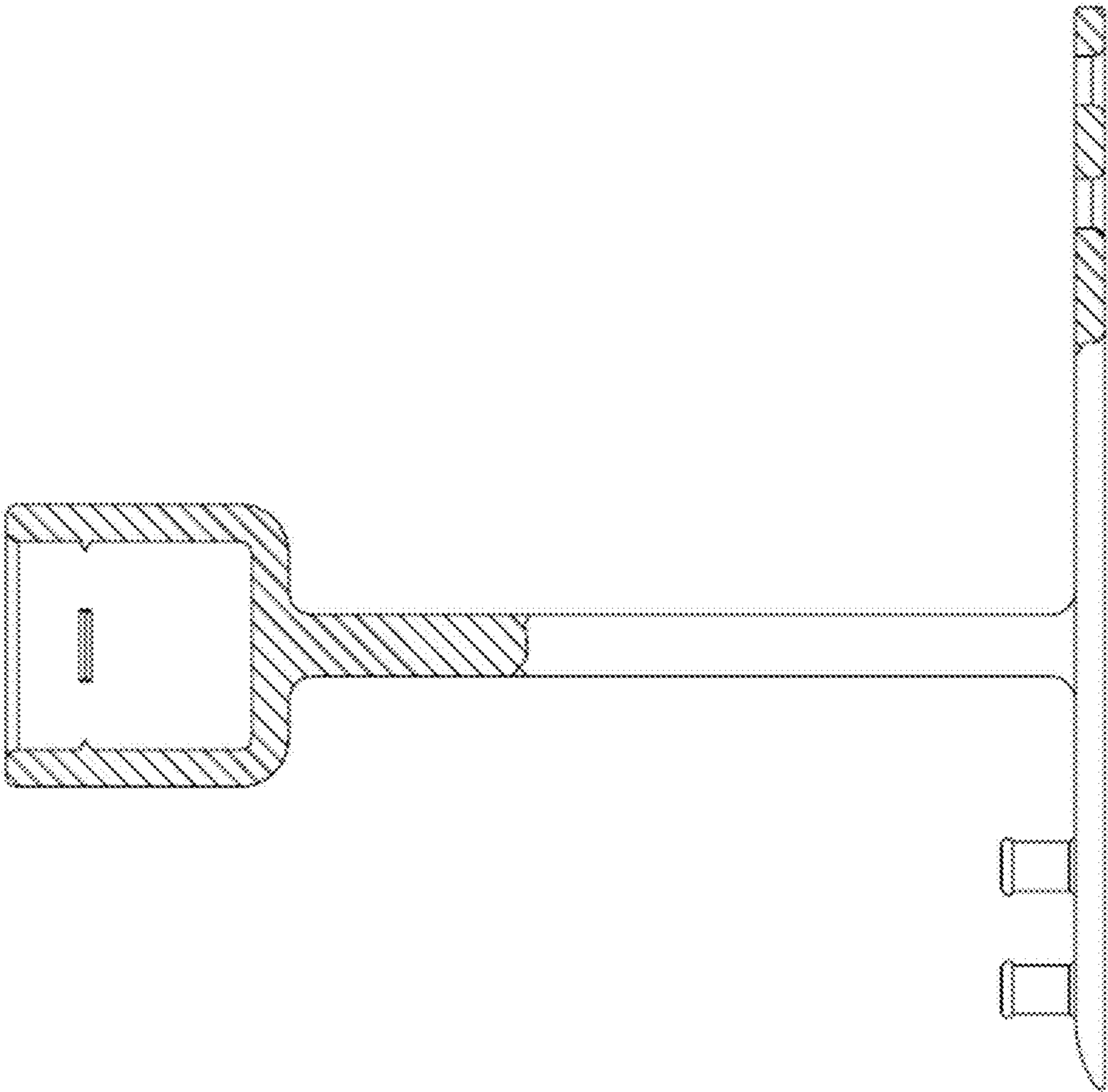


FIG. 4

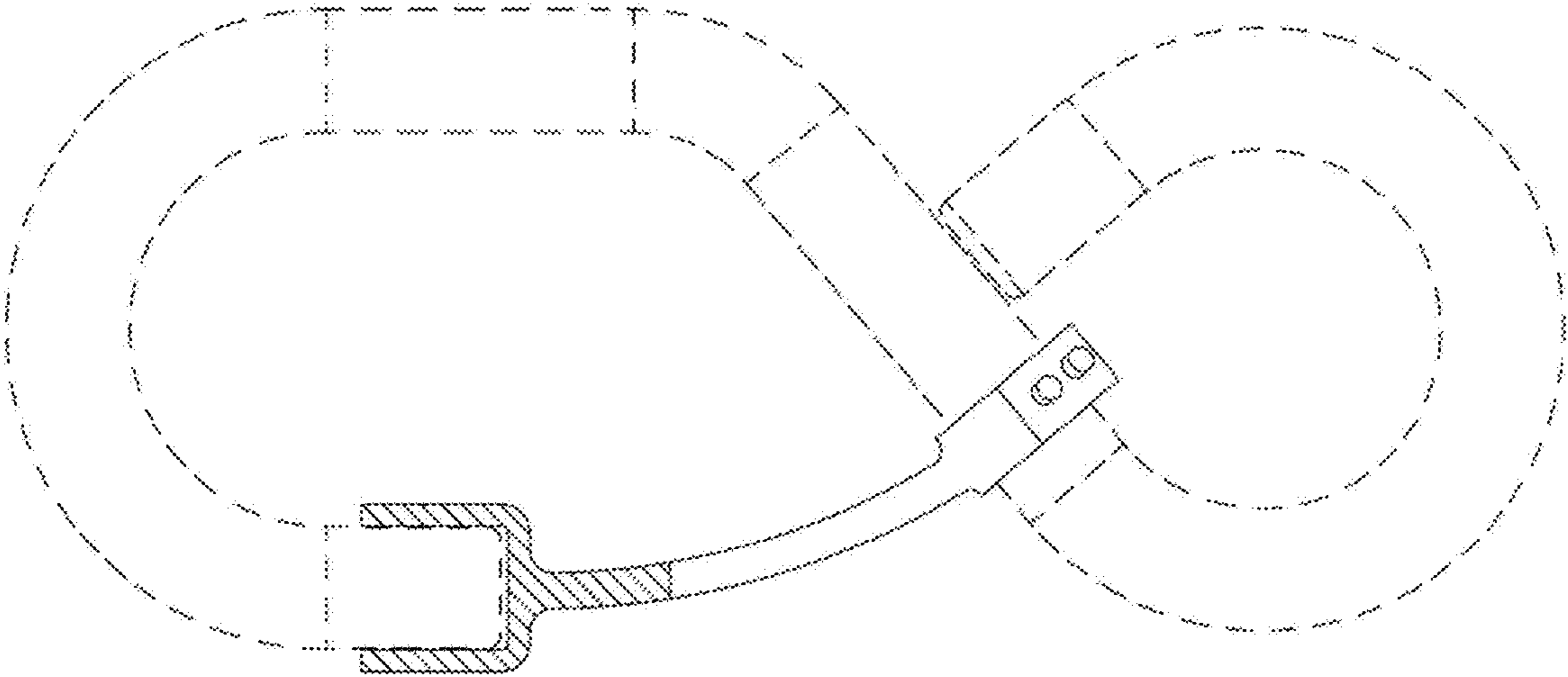


FIG. 5

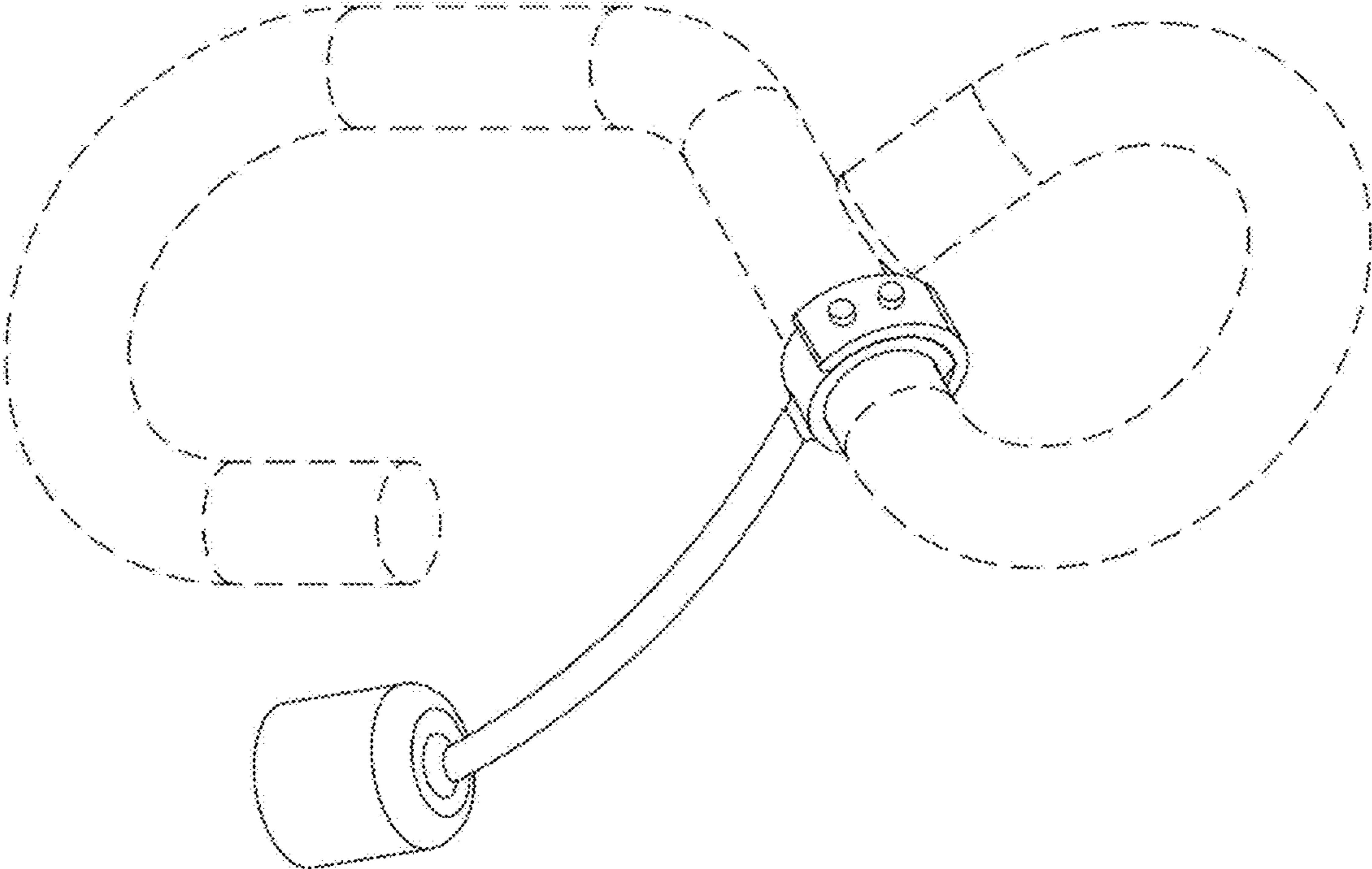


FIG. 6