



US00D813580S

(12) **United States Design Patent**
Reid et al.

(10) **Patent No.:** **US D813,580 S**
(45) **Date of Patent:** **** Mar. 27, 2018**

(54) **GUITAR STAND**

D793,996 S * 8/2017 Katz D14/224
D798,242 S * 9/2017 Phillips D13/153
D802,910 S * 11/2017 Chau D3/10

(71) Applicant: **Guitar Stand Company, LLC**,
Morehead City, NC (US)

* cited by examiner

(72) Inventors: **Catherine Lassiter Reid**, Morehead
City, NC (US); **Jason Alexander**
Kirkpatrick Reid, Morehead City, NC
(US)

Primary Examiner — Kelley Donnelly
(74) *Attorney, Agent, or Firm* — Carla Gannon Law

(**) Term: **15 Years**

(57) **CLAIM**

(21) Appl. No.: **29/603,004**

We claim the ornamental design for a guitar stand, as shown
and described.

(22) Filed: **May 5, 2017**

(51) **LOC (11) Cl.** **06-06**

(52) **U.S. Cl.**
USPC **D6/682.3**

(58) **Field of Classification Search**
USPC D6/349, 355, 360, 672, 673, 678, 682,
D6/682.1, 682.3
CPC . G10G 5/00; G10G 7/00; G10G 7/005; A47F
5/08; A47F 5/0876; A47F 7/0021
See application file for complete search history.

DESCRIPTION

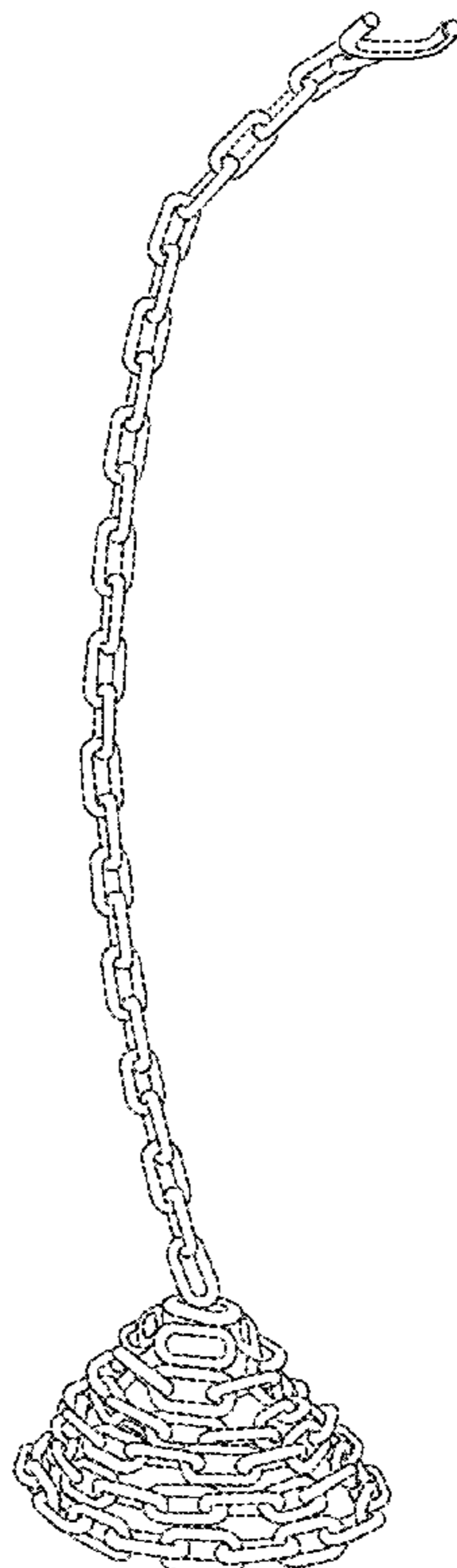
FIG. 1 is a side perspective view of a guitar stand showing
our new design;
FIG. 2 is another side perspective view of the guitar stand of
FIG. 1;
FIG. 3 is a top perspective view of the guitar stand of FIG.
1;
FIG. 4 is a front perspective view of the guitar stand of FIG.
1;
FIG. 5 is a side perspective view of the guitar stand of FIG.
1, showing a guitar in phantom; and,
FIG. 6 is a front perspective view of the guitar stand of FIG.
1, showing a guitar in phantom.
The broken lines showing in FIGS. 5 and 6 are for the
purposes of illustrating the environment of the article only
and form no part of the claimed design.

(56) **References Cited**

U.S. PATENT DOCUMENTS

5,852,250 A * 12/1998 Cha G10G 5/00
84/327
D727,206 S * 4/2015 Chapple D11/221
D765,447 S * 9/2016 Barham D6/682
D778,767 S * 2/2017 Nicolas D11/93
D784,056 S * 4/2017 Van Herpe D6/682

1 Claim, 6 Drawing Sheets



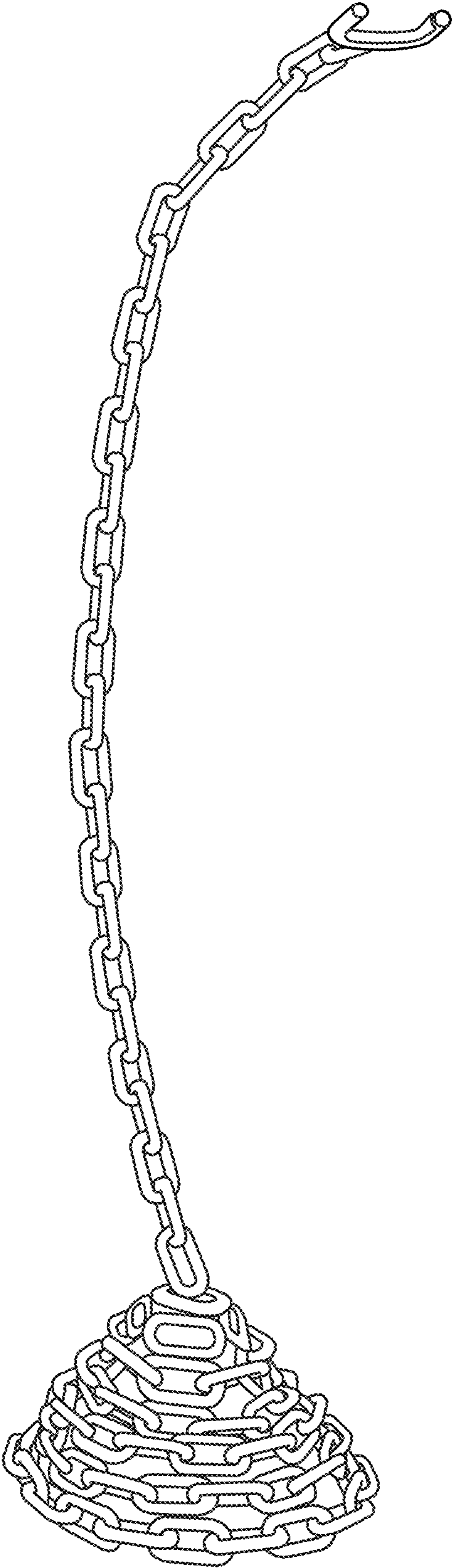


FIG. 1

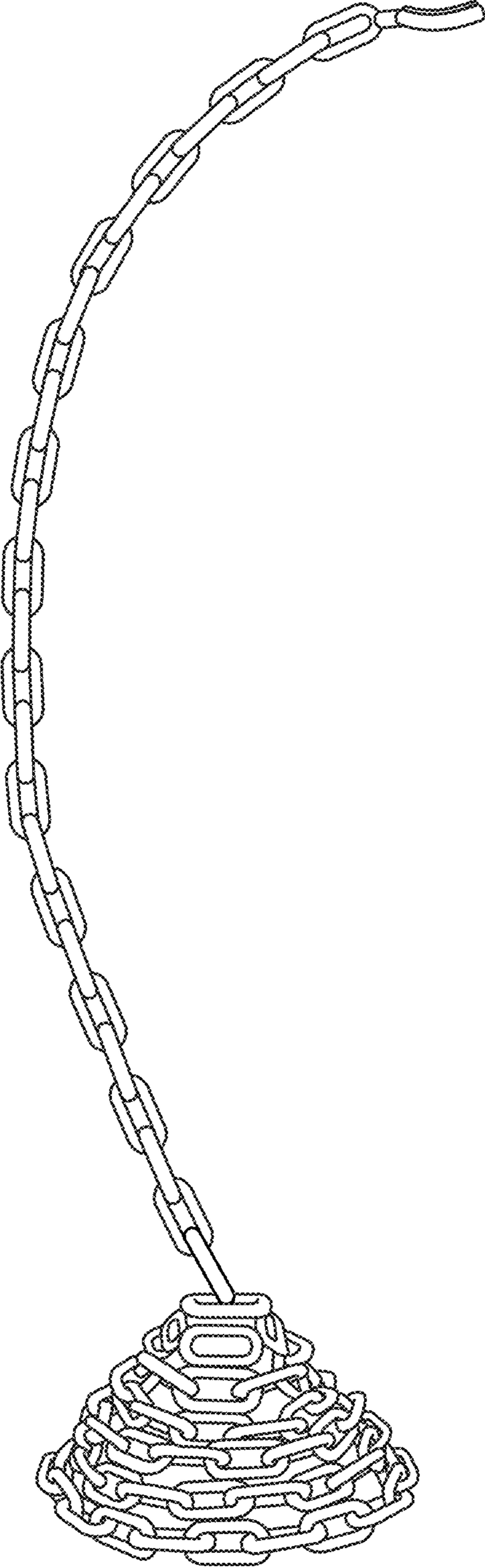


FIG. 2




FIG. 3

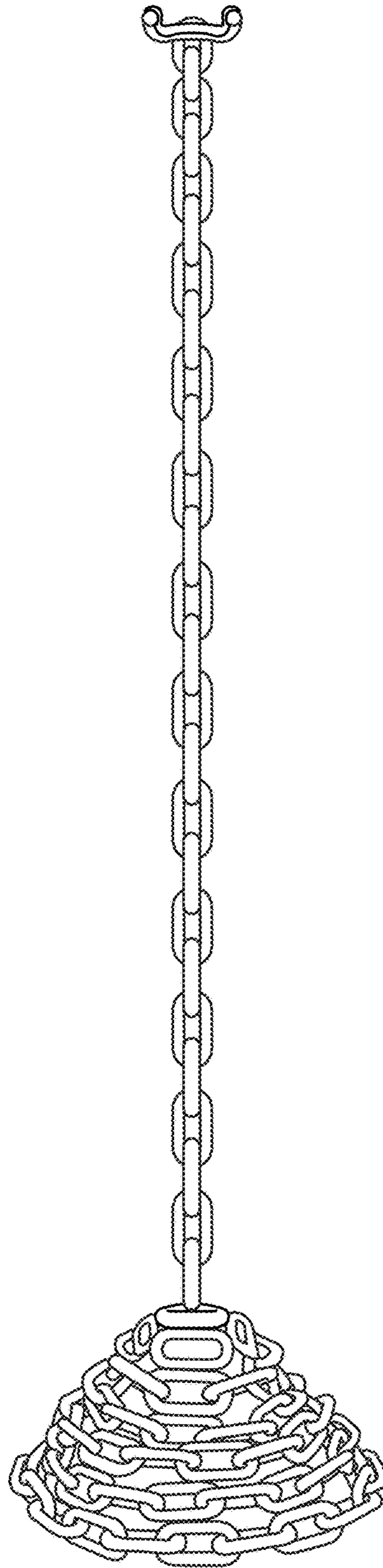


FIG. 4

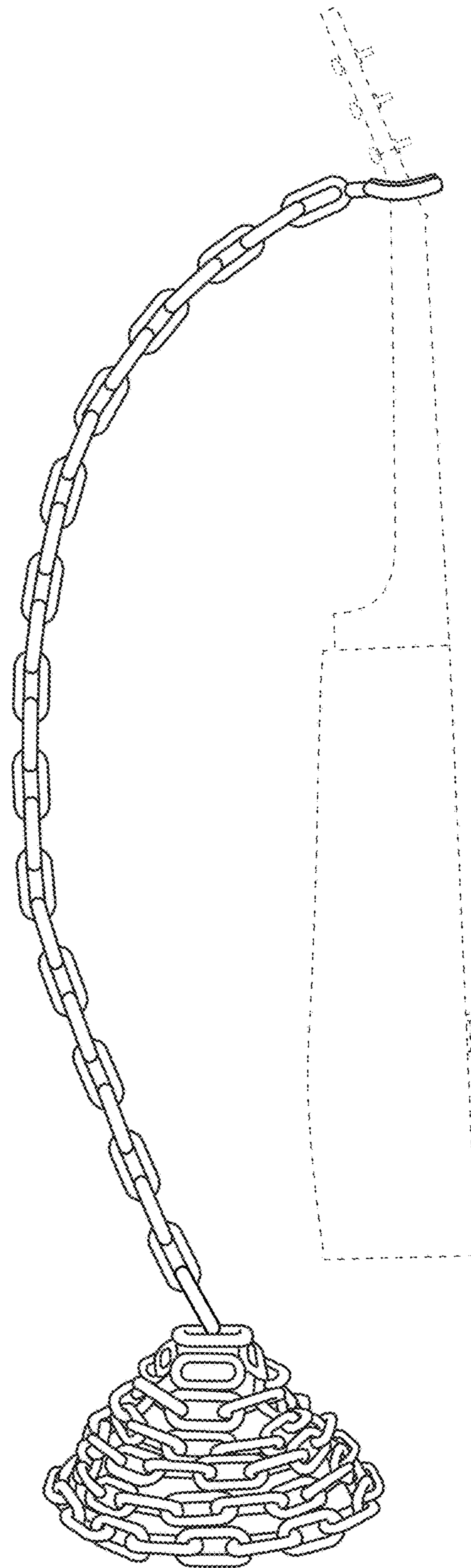


FIG. 5

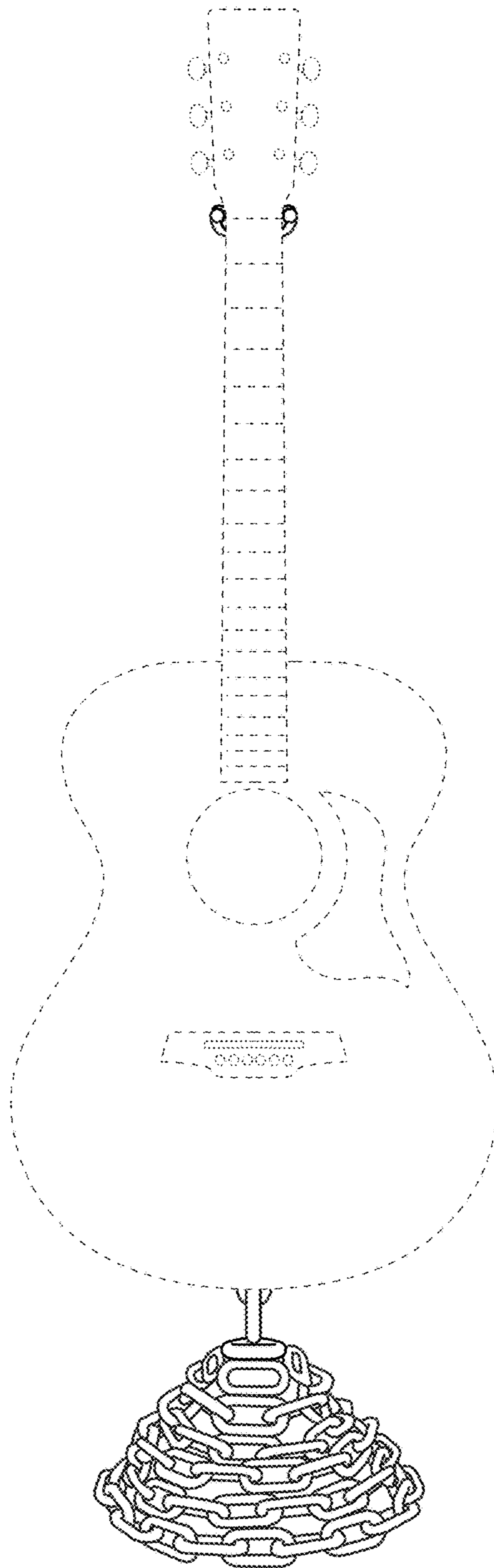


FIG. 6