



US00D813578S

(12) **United States Design Patent**  
**Polvadore**

(10) **Patent No.:** **US D813,578 S**

(45) **Date of Patent:** **\*\* Mar. 27, 2018**

(54) **OIL RACK STAND**

(71) Applicant: **Teresa Polvadore**, Arlington, TX (US)

(72) Inventor: **Teresa Polvadore**, Arlington, TX (US)

(\*\*) Term: **15 Years**

(21) Appl. No.: **29/598,062**

(22) Filed: **Mar. 22, 2017**

(51) **LOC (11) Cl.** ..... **06-06**

(52) **U.S. Cl.**  
USPC ..... **D6/682.2**

(58) **Field of Classification Search**  
USPC ..... D6/672, 678, 678.2, 682, 682.1, 682.2,  
D6/682.3, 683.4; D3/304-305, 313-316  
CPC ..... A47B 73/00; A47B 81/00; A47F 5/0018;  
A47F 5/16; A47F 7/28; A47F 7/283  
See application file for complete search history.

D618,280	S	*	6/2010	Siegel	.....	D19/85
D626,764	S	*	11/2010	Harris	.....	D6/675.3
D642,582	S	*	8/2011	Largy	.....	D14/447
D660,856	S	*	5/2012	Josefek	.....	D14/461
D669,528	S	*	10/2012	Strain	.....	D19/105
8,292,097	B2	*	10/2012	Goldberg	.....	A47F 7/024 206/560
D673,392	S	*	1/2013	Noppe	.....	D6/675.3
D676,685	S	*	2/2013	Dobelbower	.....	D6/680.1
D680,353	S	*	4/2013	Hawkins	.....	D6/682.4
D720,951	S	*	1/2015	Hawkins	.....	D6/682.2
D761,044	S	*	7/2016	Shannon	.....	D6/682.4
D789,122	S	*	6/2017	Drumm	.....	D6/682.4
D801,089	S	*	10/2017	Greenwood	.....	D6/675.3
2006/0043038	A1	*	3/2006	Wetzel	.....	A47F 7/0078 211/88.03
2017/0323162	A1	*	11/2017	Jones	.....	A47F 5/0043

\* cited by examiner

*Primary Examiner* — Kelley Donnelly  
(74) *Attorney, Agent, or Firm* — Law Office of Jeff Williams; J. Oliver Williams

(56) **References Cited**

U.S. PATENT DOCUMENTS

2,368,909	A		2/1945	Wright		
2,789,700	A		4/1957	King et al.		
4,025,137	A	*	5/1977	Wylar	.....	A47B 45/00 108/93
4,350,253	A		9/1982	Rusteburg		
D283,164	S	*	3/1986	Pandya	.....	D19/75
4,608,776	A	*	9/1986	Kooy	.....	A01G 5/06 312/116
D296,630	S	*	7/1988	Renold	.....	D6/675.3
D304,554	S	*	11/1989	Dinerman	.....	D11/147
D333,522	S	*	2/1993	Gianino	.....	D24/229
D336,802	S	*	6/1993	Eidsmoe	.....	D19/75
5,570,540	A	*	11/1996	Womack	.....	A47G 7/041 211/186
D507,431	S	*	7/2005	Goth	.....	D6/675.3
D540,566	S	*	4/2007	Scholen	.....	D6/672
D541,082	S	*	4/2007	Nomoto	.....	D6/675.3
D555,936	S	*	11/2007	King	.....	D6/675.3
7,665,618	B2	*	2/2010	Jay	.....	A47F 1/12 211/59.2

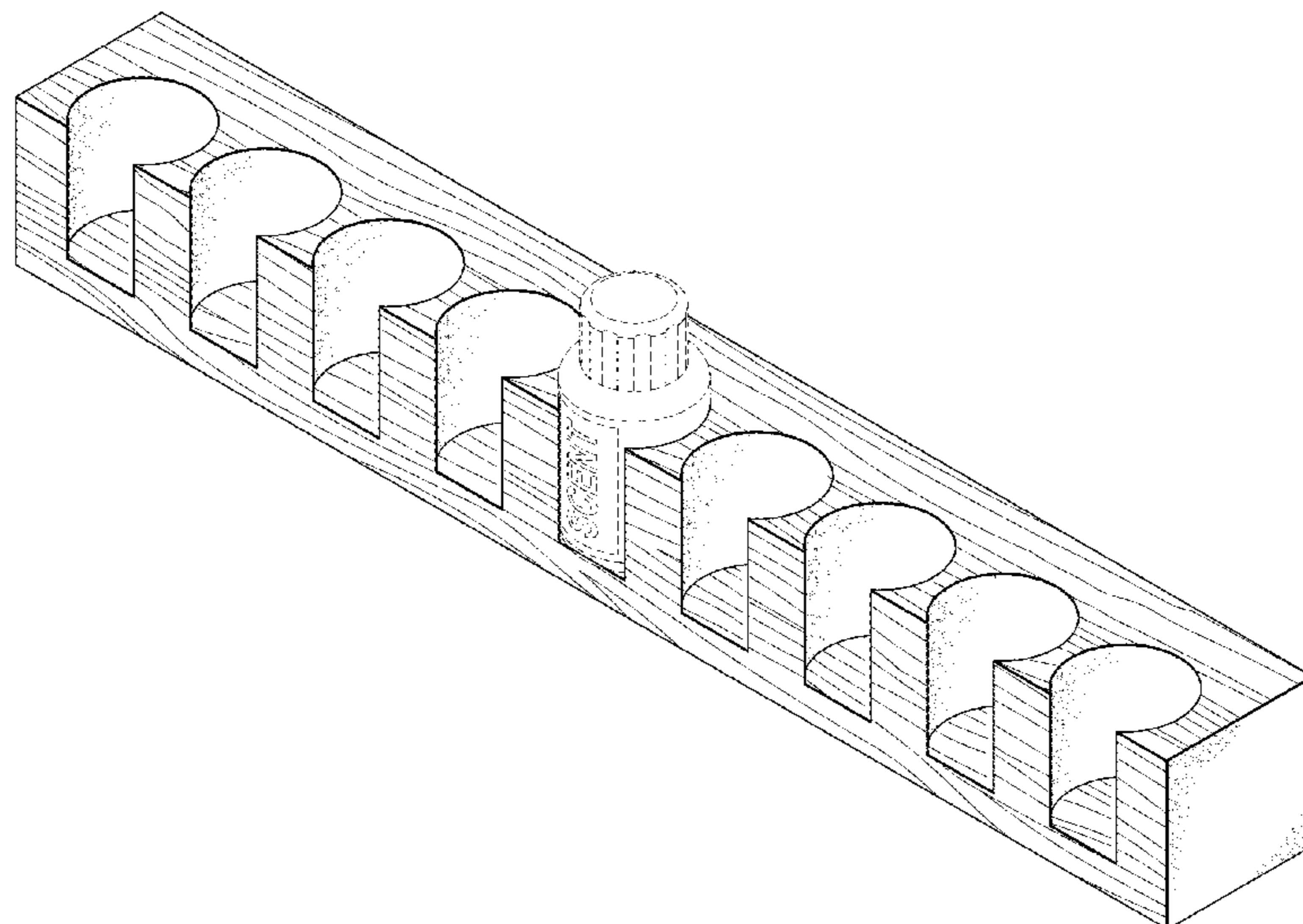
(57) **CLAIM**

The ornamental design for an oil rack stand, as shown and described.

**DESCRIPTION**

FIG. 1 is an oblique view of an oil rack stand according to the present application.  
FIG. 2 is a front view of the oil rack stand of FIG. 1.  
FIG. 3 is a rear view of the oil rack stand of FIG. 1.  
FIG. 4 is a right view of the oil rack stand of FIG. 1.  
FIG. 5 is a left view of the oil rack stand of FIG. 1.  
FIG. 6 is a top view of the oil rack stand of FIG. 1; and, FIG. 7 is a bottom view of the oil rack stand of FIG. 1.  
The broken lines are included for the purpose of illustrating environmental structure and form no part of the claimed design.

**1 Claim, 4 Drawing Sheets**



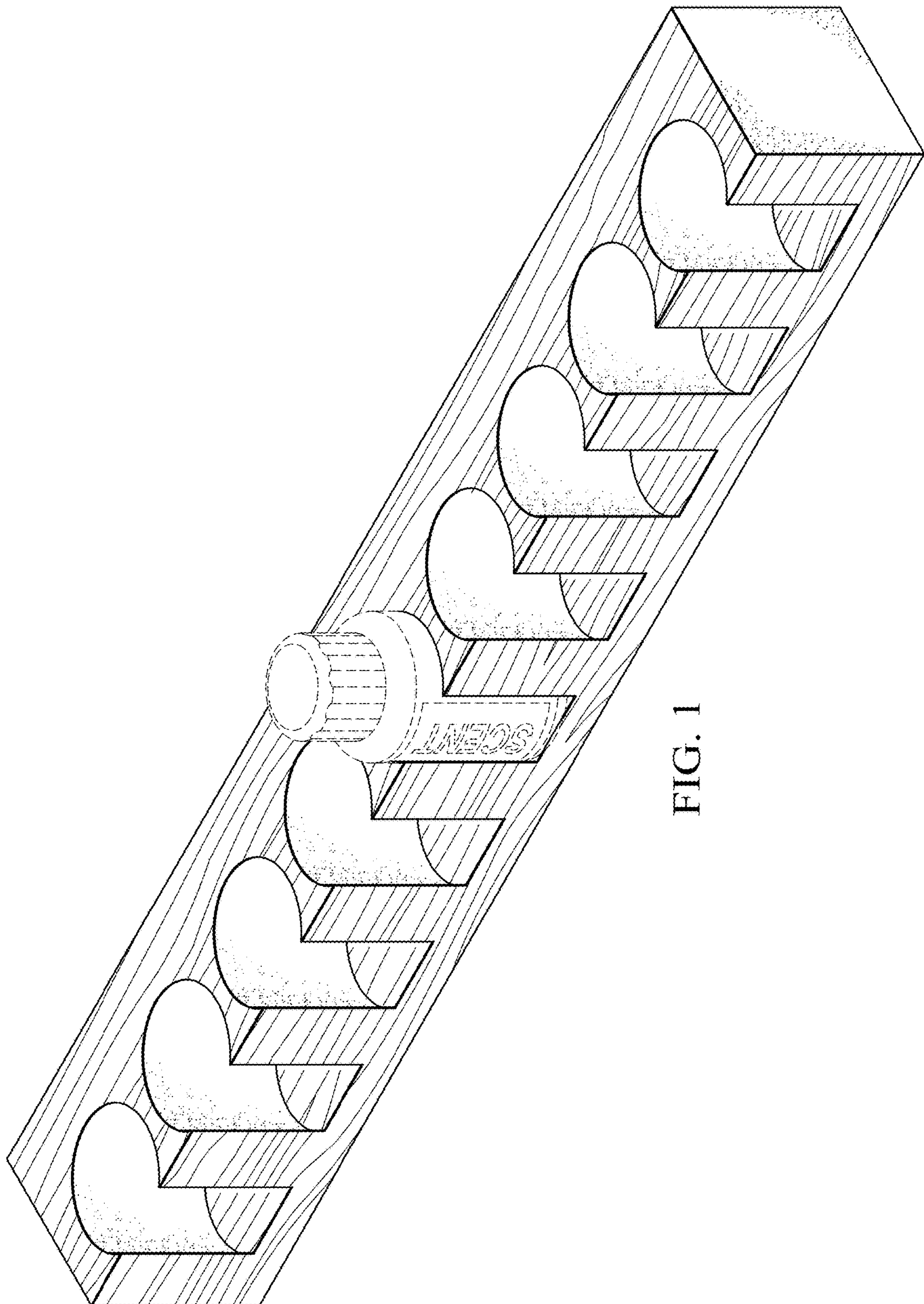


FIG. 1

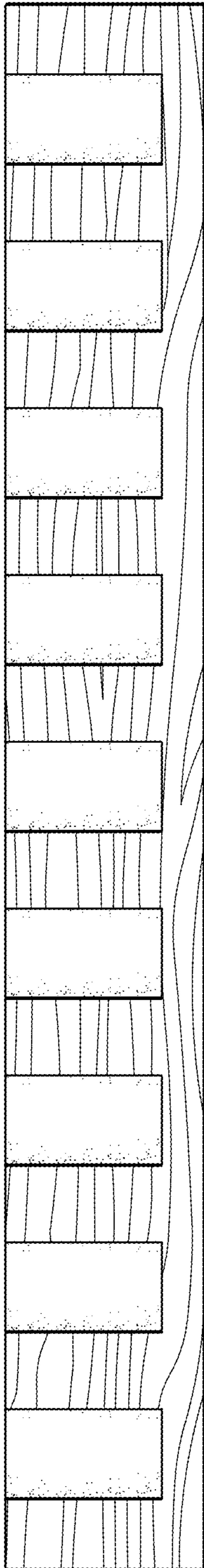


FIG. 2




FIG. 3



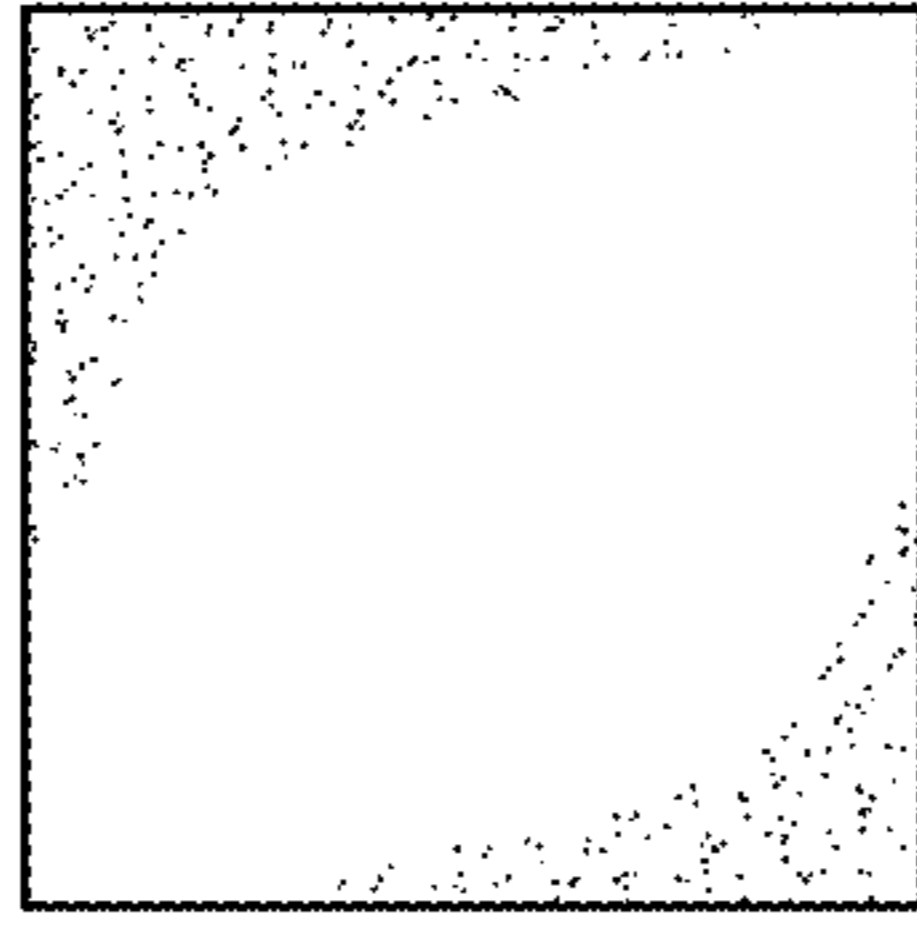


FIG. 5

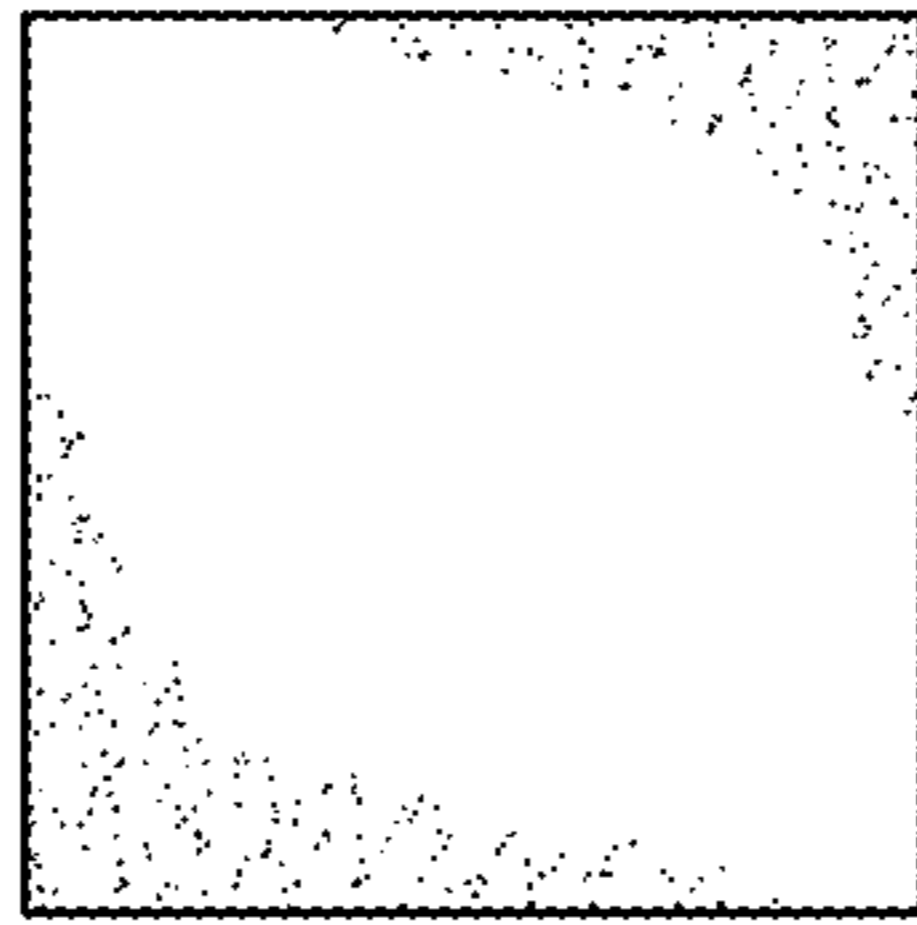


FIG. 4

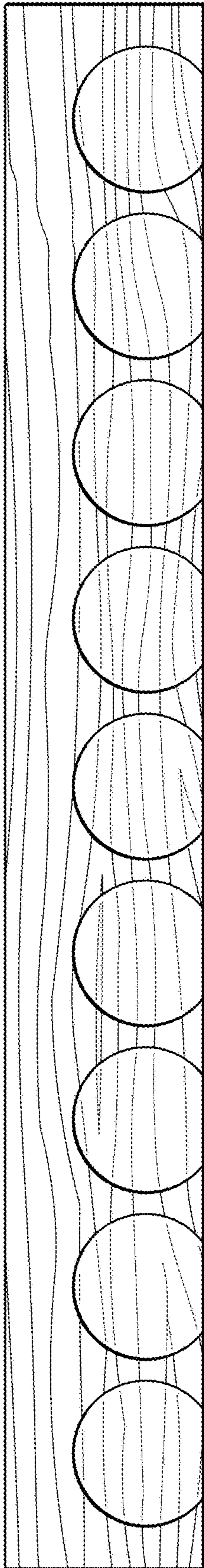


FIG. 6

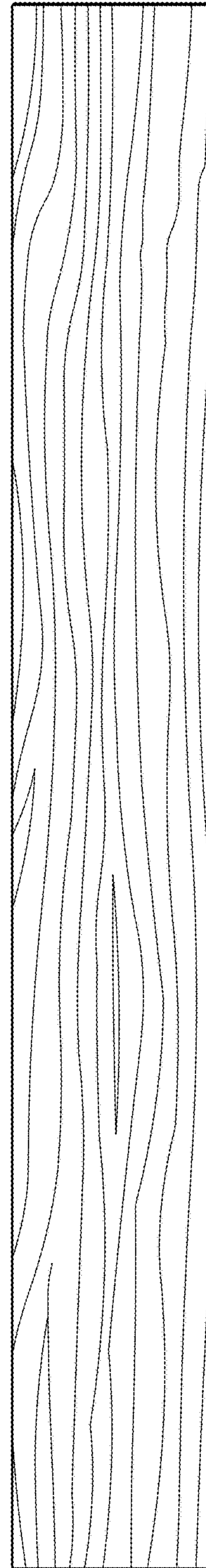


FIG. 7