



US00D813566S

(12) **United States Design Patent**
Downey et al.

(10) **Patent No.:** **US D813,566 S**
(45) **Date of Patent:** **** Mar. 27, 2018**

- (54) **TOWEL RACK**
- (71) Applicant: **Spectrum Brands, Inc.**, Middleton, WI (US)
- (72) Inventors: **David Downey**, Mission Viejo, CA (US); **Tony Zhang**, Xiamen (CN)
- (73) Assignee: **Spectrum Brands, Inc.**, Middleton, WI (US)
- (**) Term: **15 Years**
- (21) Appl. No.: **29/590,083**
- (22) Filed: **Jan. 6, 2017**
- (51) **LOC (11) Cl.** **06-04**
- (52) **U.S. Cl.**
USPC **D6/549**; D6/513
- (58) **Field of Classification Search**
USPC D6/546–550, 512–525; 211/13.1, 16, 211/85.5, 86.01, 87.01, 88.04, 100, 105.1, 211/105.2, 106, 113, 123, 181.1, 211/182–183; 248/49, 175, 176.1, 200, 248/201, 205.1, 251, 302, 309.1, 315; D8/300, 315–321, 354, 363, 373, 380; 108/28–29; 242/570, 590, 595–598; D25/45
CPC A47K 10/3836; A47K 10/38; A47K 10/04; A47K 10/10; A47K 2201/02; A47K 10/06
See application file for complete search history.

- (56) **References Cited**
U.S. PATENT DOCUMENTS
1,667,657 A * 4/1928 Dobert A47B 5/04 108/134
D105,885 S * 8/1937 McDonald 224/29.5
D129,729 S * 9/1941 Collins D6/320
3,313,424 A * 4/1967 Gingher A47G 25/0692 16/87.2

- D214,923 S * 8/1969 Schier D6/566
- 4,548,327 A * 10/1985 Kilkelly A47B 81/002 108/152
- D282,995 S * 3/1986 Beverly D6/553
- D303,470 S * 9/1989 Razumov D6/546
- 5,253,837 A * 10/1993 Loux A47B 96/00 108/152
- D390,377 S * 2/1998 Whitehead D20/10
- D393,961 S * 5/1998 Whitehead D20/10
- D458,071 S * 6/2002 Hoernig D6/574
- 6,561,364 B1 * 5/2003 Brunsden A47B 96/027 211/86.01
- D485,464 S * 1/2004 Clucas D6/549
- D487,369 S * 3/2004 Miller D6/574
- D492,868 S * 7/2004 Ayers D6/524
- D493,320 S * 7/2004 Ayers D6/574
- D501,621 S * 2/2005 Ayers D6/574
- D510,223 S * 10/2005 Jablow D6/574
- D540,594 S * 4/2007 Hoernig D6/548

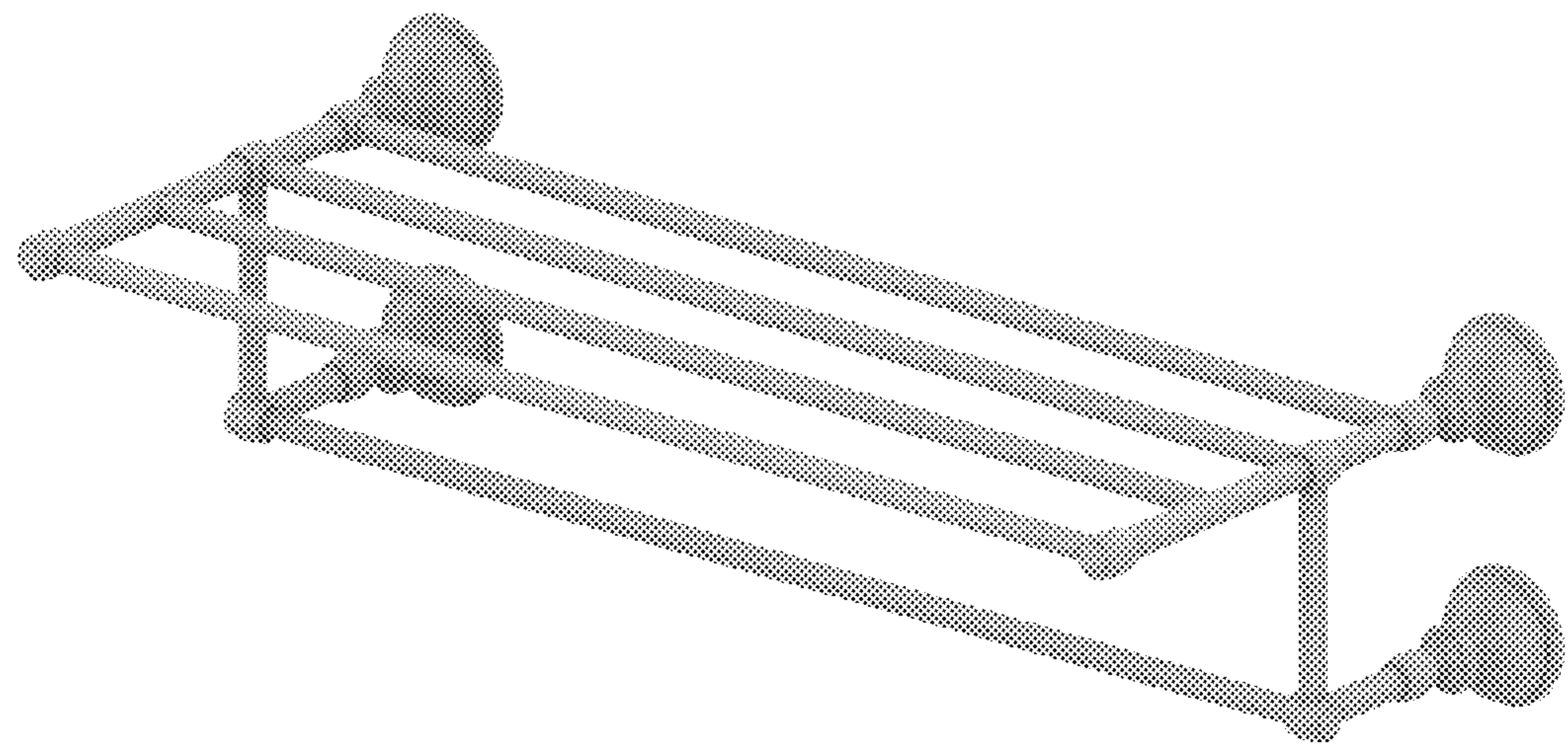
(Continued)

Primary Examiner — David G Muller
Assistant Examiner — Nathan M Johnston
(74) *Attorney, Agent, or Firm* — Banner & Witcoff, Ltd.

(57) **CLAIM**
The ornamental design for a towel rack, as shown and described.

DESCRIPTION
FIG. 1 is a front perspective view of a towel rack showing our new design;
FIG. 2 is a top plan view thereof;
FIG. 3 is a bottom plan view thereof;
FIG. 4 is a right side elevation view thereof;
FIG. 5 is a left side elevation view thereof;
FIG. 6 is a front elevation view thereof; and,
FIG. 7 is a rear elevation view thereof.
The broken line showing of the circular regions in FIGS. 3, 6 and 7 represents unclaimed areas and forms no part of the claimed design.

1 Claim, 7 Drawing Sheets



(56)

References Cited

U.S. PATENT DOCUMENTS

D549,506 S *	8/2007	Stacy	D6/574
D587,945 S *	3/2009	Rubin	D6/548
D716,581 S *	11/2014	Davis	D6/574
D783,307 S *	4/2017	Kuo	D6/513
2009/0188879 A1 *	7/2009	Shieh	A47K 10/10
				211/88.04
2011/0017690 A1 *	1/2011	Wang	A47B 43/003
				211/87.01

* cited by examiner



FIG. 1




FIG. 2




FIG. 3




FIG. 4




FIG. 5




FIG. 6




FIG. 7