



US00D813555S

(12) **United States Design Patent**  
**Jianping**

(10) **Patent No.:** **US D813,555 S**  
(45) **Date of Patent:** **\*\* Mar. 27, 2018**

- (54) **GARMENT HANGER**
- (71) Applicant: **HIP Innovations, LLC**, South Burlington, VT (US)
- (72) Inventor: **Cai Jianping**, Sheung Wan (HK)
- (73) Assignee: **HIP Innovations, LLC**, South Burlington, VT (US)
- (\*\*) Term: **15 Years**
- (21) Appl. No.: **29/605,343**
- (22) Filed: **May 25, 2017**
- (51) **LOC (11) Cl.** ..... **06-08**
- (52) **U.S. Cl.**  
USPC ..... **D6/318**
- (58) **Field of Classification Search**  
USPC ..... D6/315–328  
CPC ..... A47G 25/26; A47G 25/28; A47G 25/30;  
A47G 25/32; A47G 25/34; A47G 25/36;  
A47G 25/38; A47G 25/442; A47G  
25/625; A47G 25/743; A47G 25/1407;  
A47G 25/1457; A47G 2025/1492; A47F  
7/18; A47F 7/19; A47F 7/22  
See application file for complete search history.

(56) **References Cited**

**U.S. PATENT DOCUMENTS**

- 1,495,425 A \* 5/1924 Moss ..... A47G 25/4023  
223/94
- 2,107,873 A \* 2/1938 Okun ..... A47G 25/40  
223/94
- 2,180,263 A \* 11/1939 Tammen ..... A47G 25/487  
223/91
- D122,390 S \* 9/1940 Daniels ..... D6/318
- D143,020 S \* 11/1945 Melford ..... 223/92
- D146,261 S \* 1/1947 Mack ..... D6/326
- 2,419,435 A \* 4/1947 Behr ..... A47G 25/36  
223/88

- 2,422,845 A \* 6/1947 Niskanen ..... A47G 25/481  
223/91
- 2,457,486 A \* 12/1948 O'Grady ..... A47G 25/34  
223/92
- 2,467,142 A \* 4/1949 Meyerhoff ..... A47G 25/24  
223/92
- 2,476,051 A \* 7/1949 Lev ..... A47G 25/40  
223/94

(Continued)

*Primary Examiner* — Lauren R Calve

(74) *Attorney, Agent, or Firm* — Downs Rachlin Martin PLLC

(57) **CLAIM**

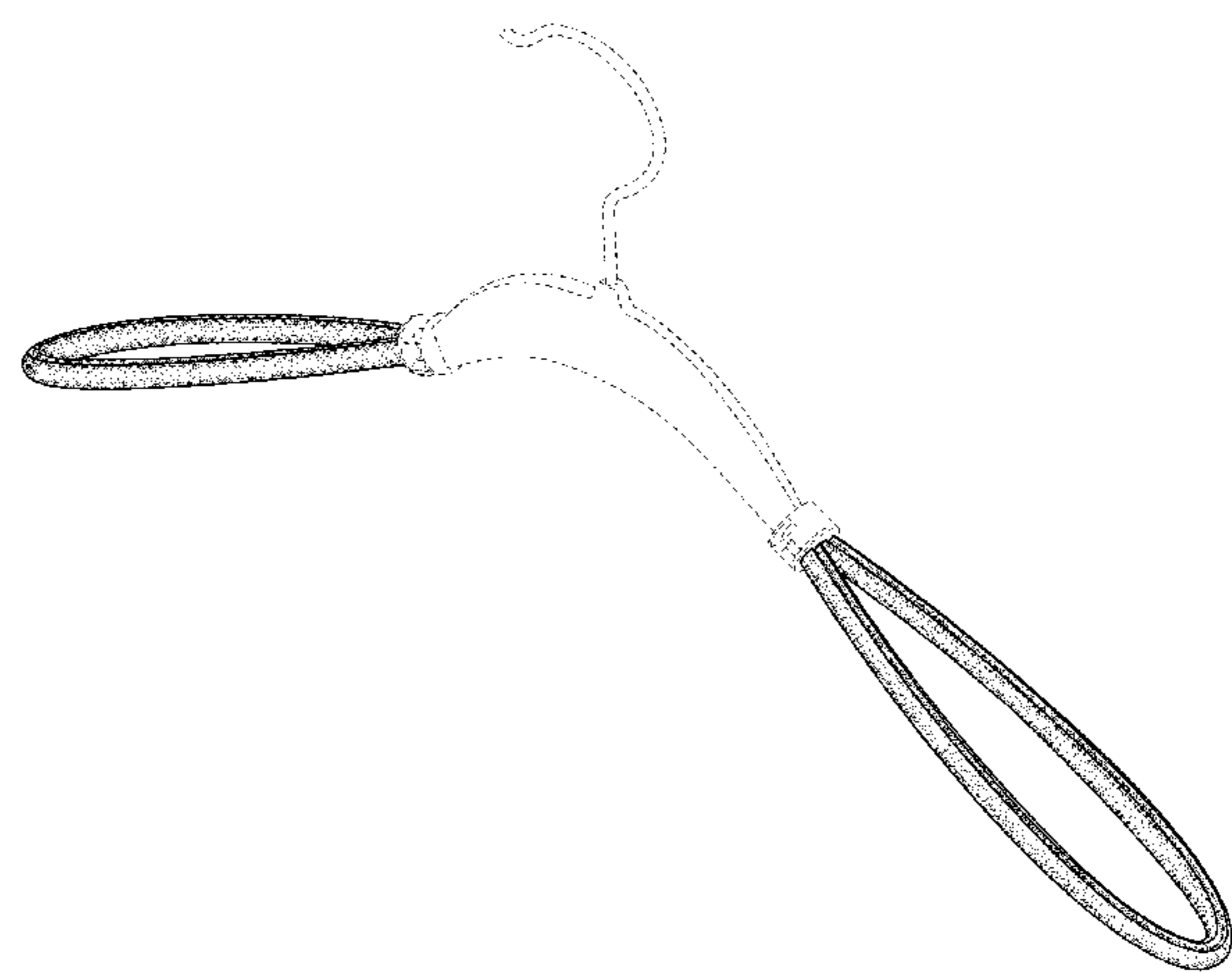
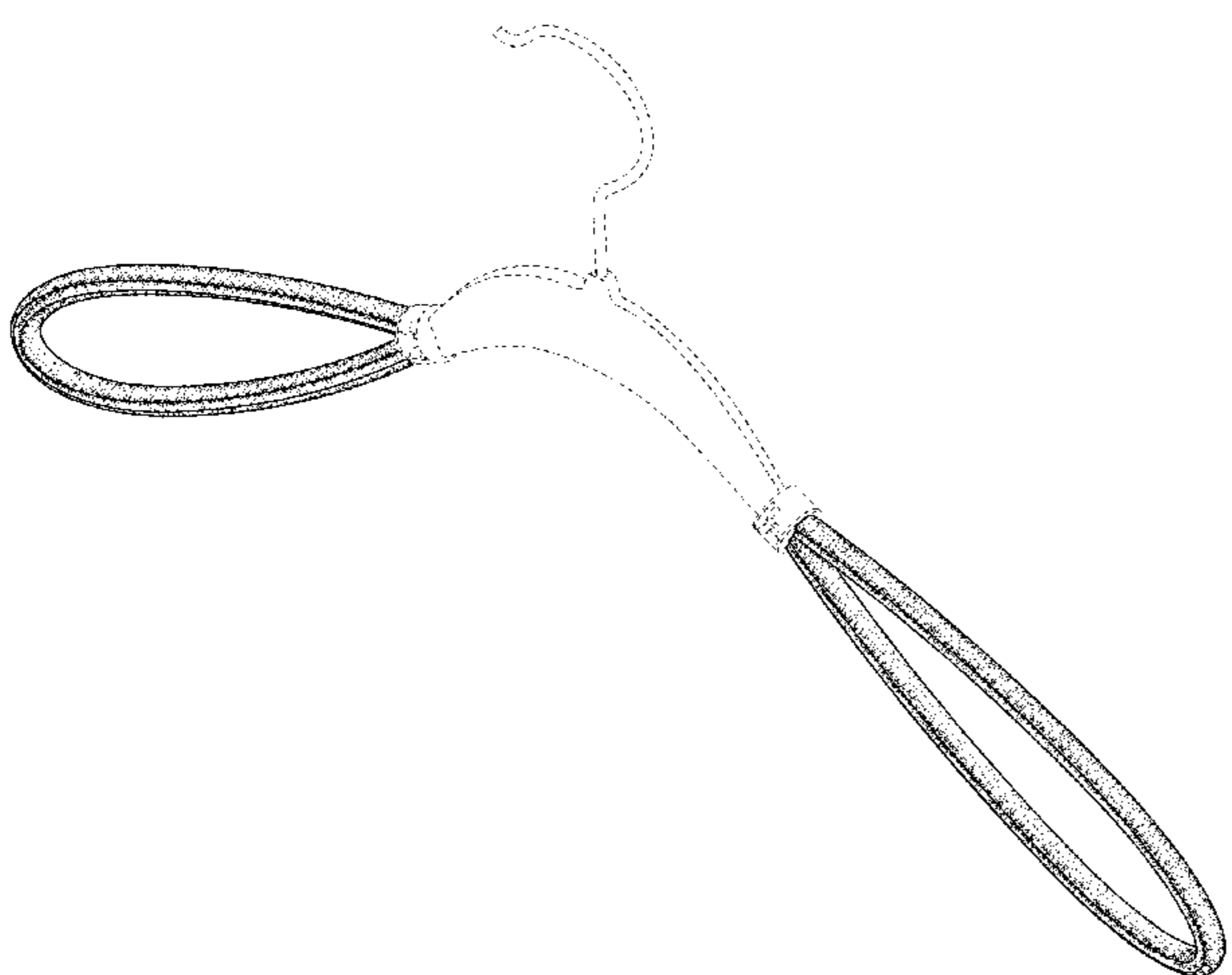
The ornamental design for a garment hanger, as shown and described.

**DESCRIPTION**

FIG. 1 is a perspective view of a garment hanger showing my new design;  
 FIG. 2 is a side view thereof;  
 FIG. 3 is a second side view thereof;  
 FIG. 4 is a top view thereof;  
 FIG. 5 is a bottom view thereof;  
 FIG. 6 is an end view thereof;  
 FIG. 7 is a second end view thereof;  
 FIG. 8 is a perspective view of the garment hanger showing each of the shoulder portions in an alternative orientation;  
 FIG. 9 is a side view thereof;  
 FIG. 10 is a second side view thereof;  
 FIG. 11 is a top view thereof;  
 FIG. 12 is a bottom view thereof;  
 FIG. 13 is an end view thereof; and,  
 FIG. 14 is a second end view thereof.

The broken lines in the Figures are for the purpose of illustrating unclaimed portions of the garment hanger and form no part of the claimed design.  
 The stippling in the Figures is provided to show contour and not surface ornamentation.

**1 Claim, 10 Drawing Sheets**



(56)

**References Cited**

U.S. PATENT DOCUMENTS

2,527,312 A \* 10/1950 Kenworthy ..... A47G 25/442  
223/89  
2,926,822 A \* 3/1960 Anania ..... A47G 25/24  
223/89  
3,207,392 A \* 9/1965 Ericson ..... A47G 25/28  
223/85  
D377,869 S \* 2/1997 Huser ..... D6/318  
D699,449 S \* 2/2014 Cheng ..... D6/315  
9,492,025 B1 \* 11/2016 Wu ..... A47G 25/18

\* cited by examiner

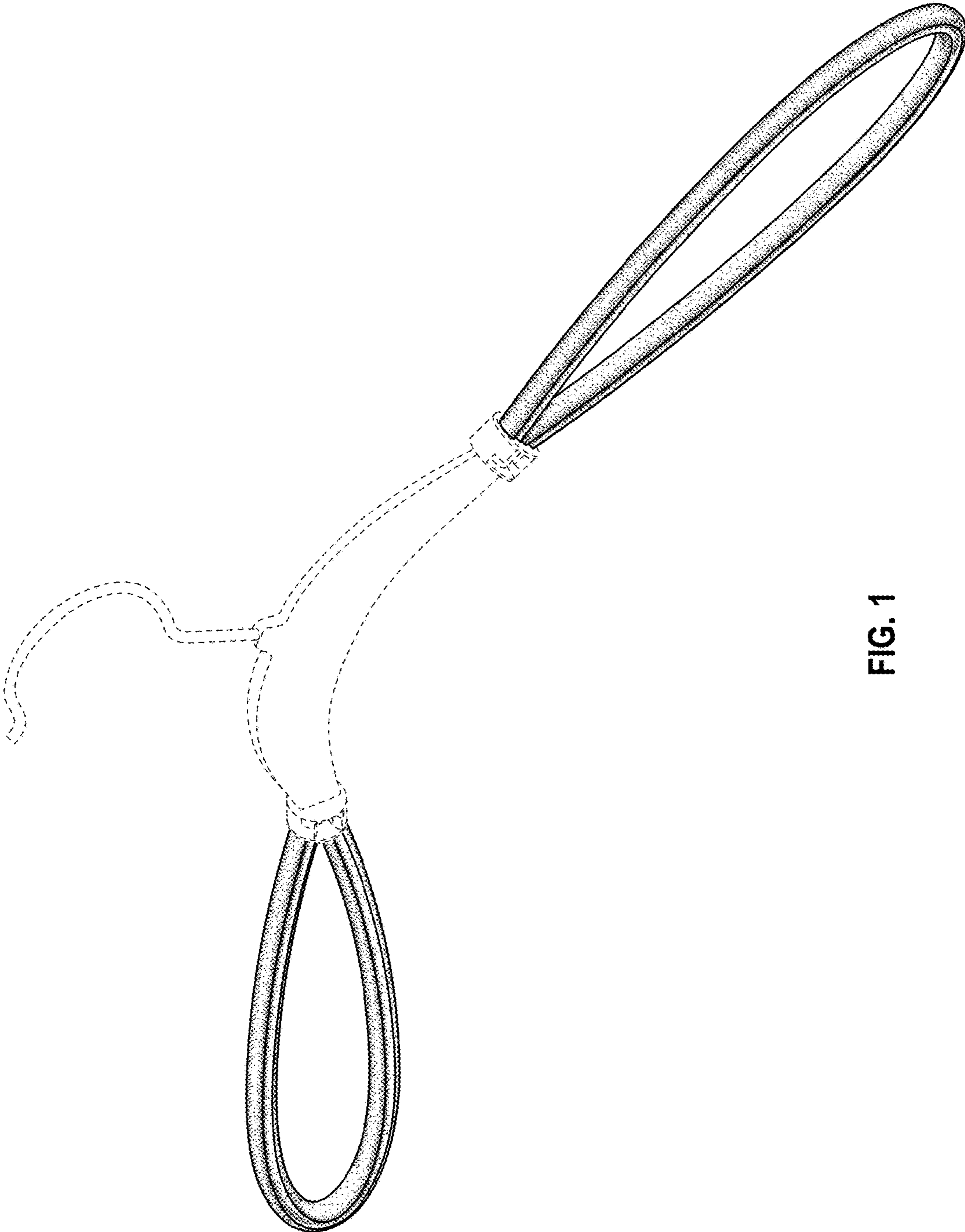


FIG. 1

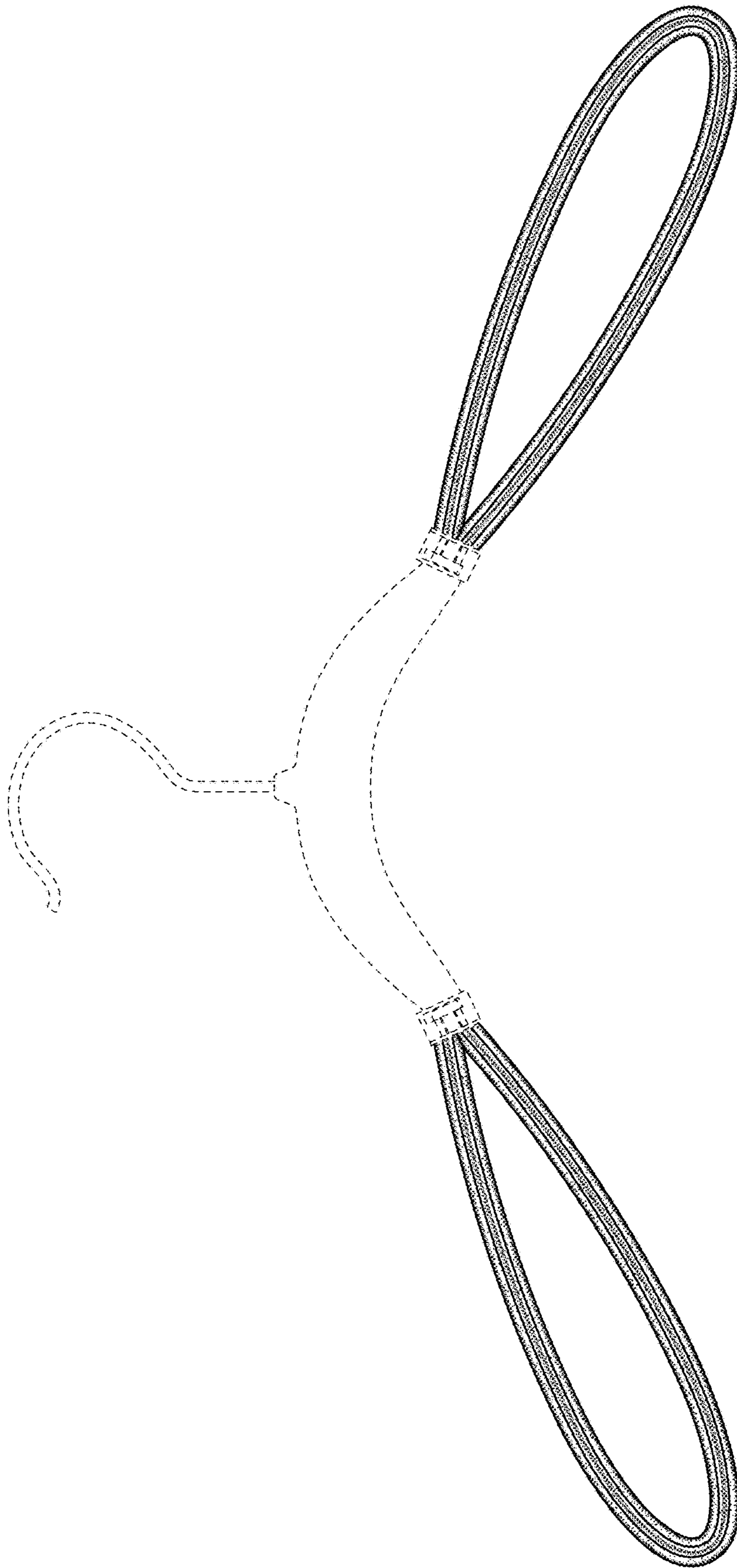


FIG. 2

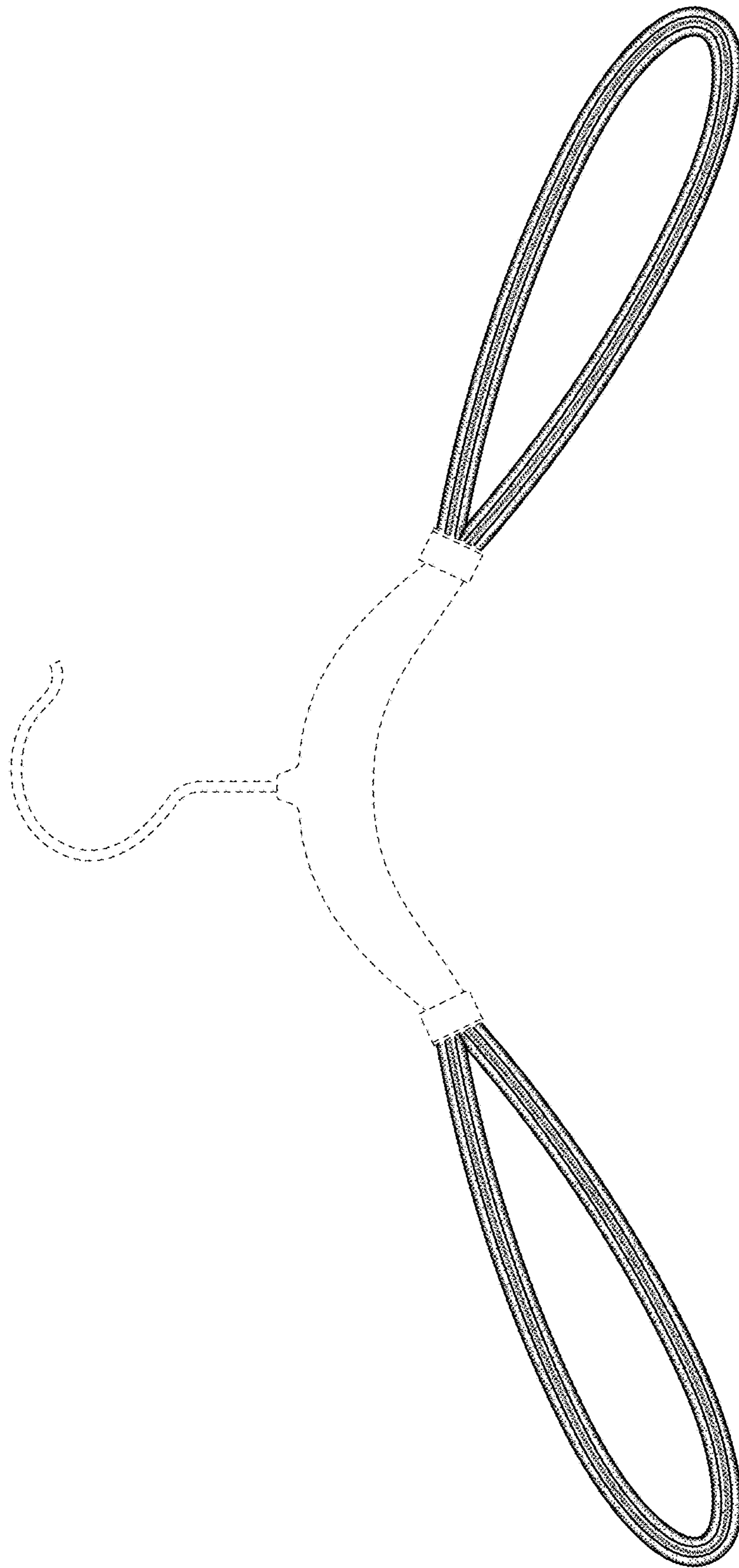


FIG. 3

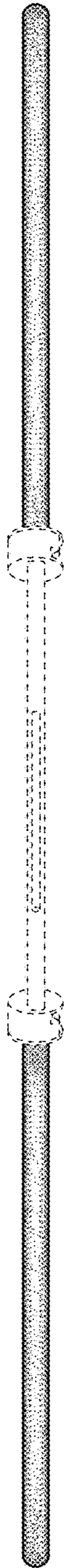


FIG. 4

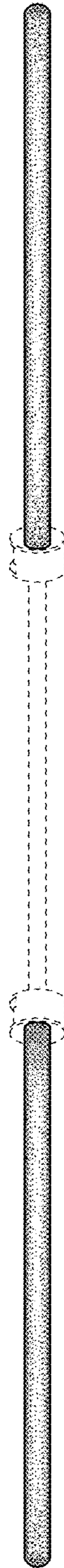


FIG. 5

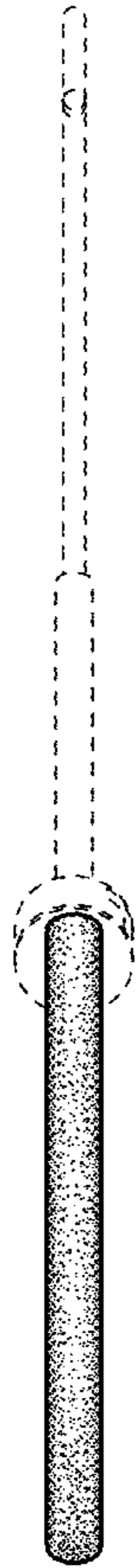


FIG. 6




FIG. 7

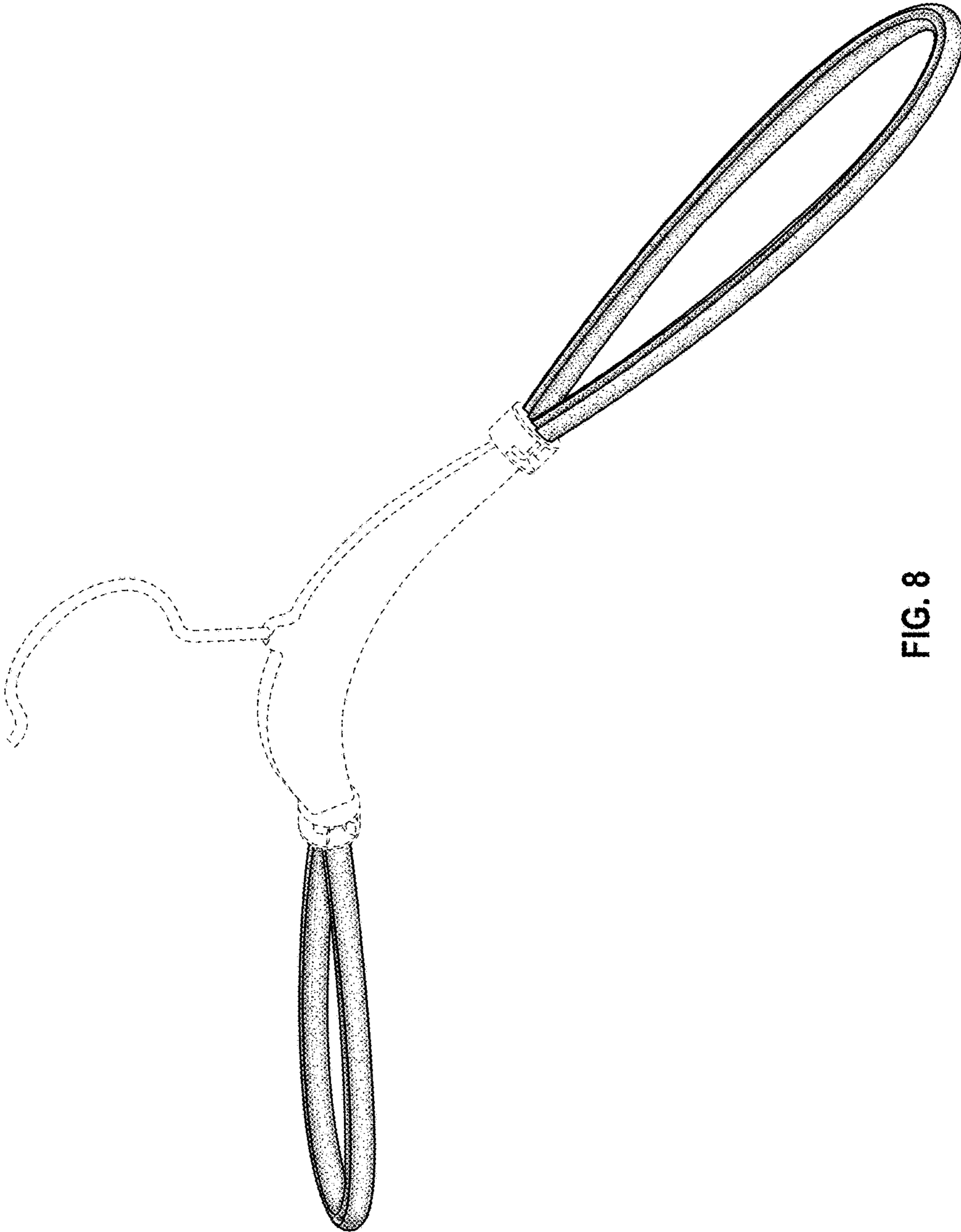


FIG. 8



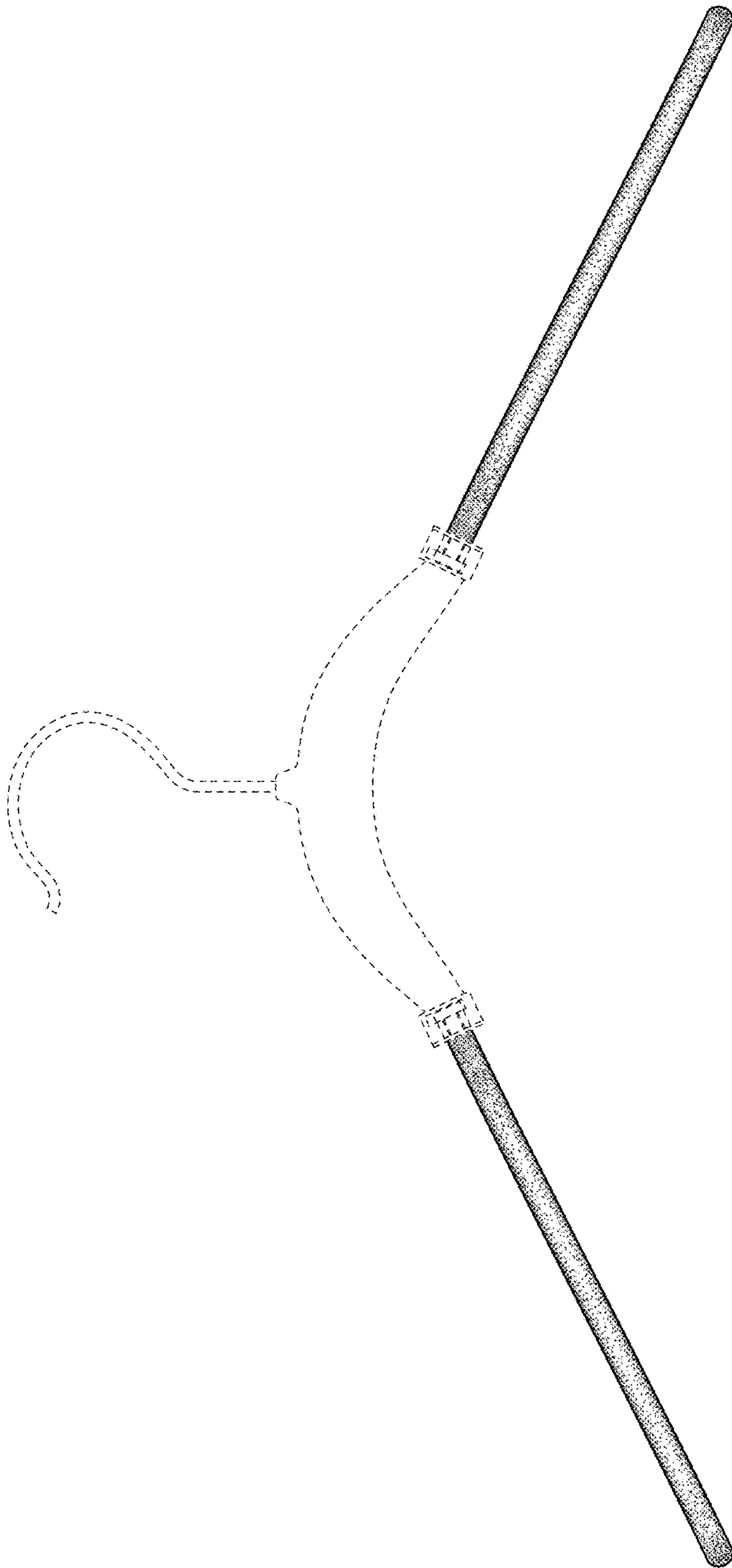


FIG. 9

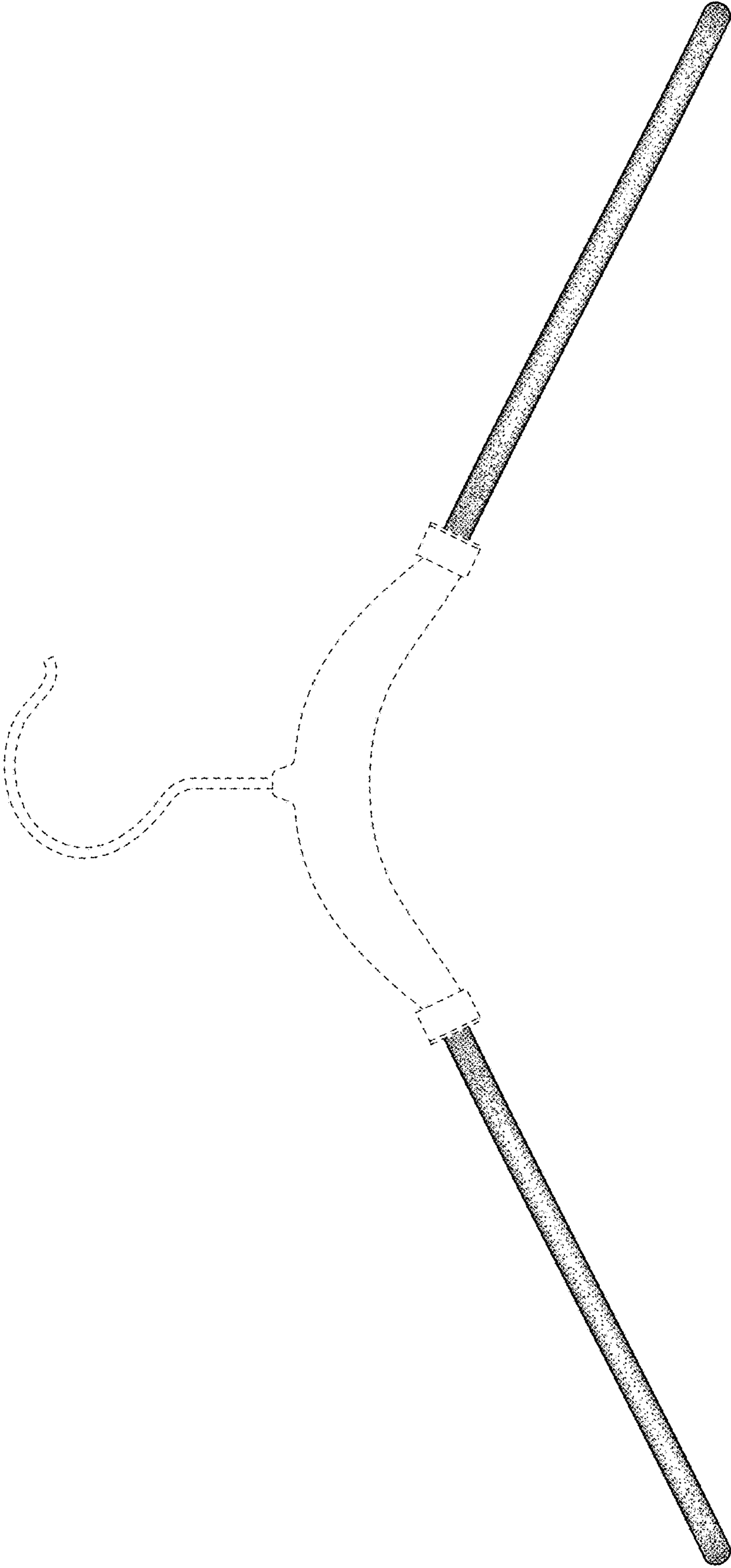


FIG. 10

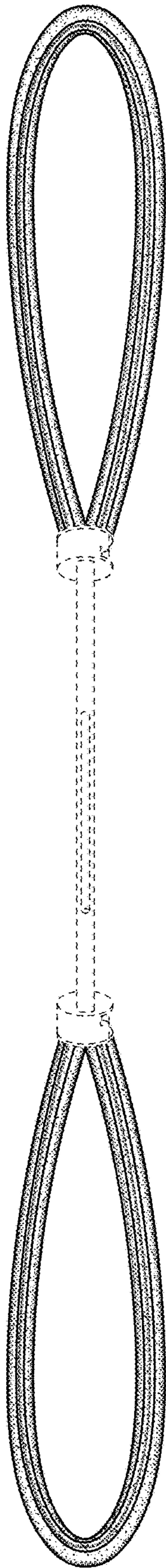


FIG. 11




FIG. 12

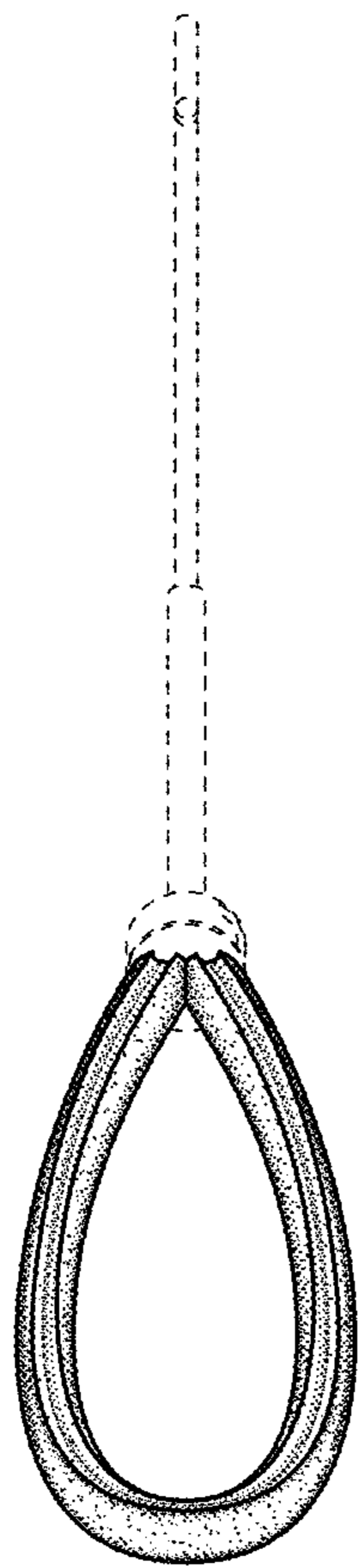


FIG. 13

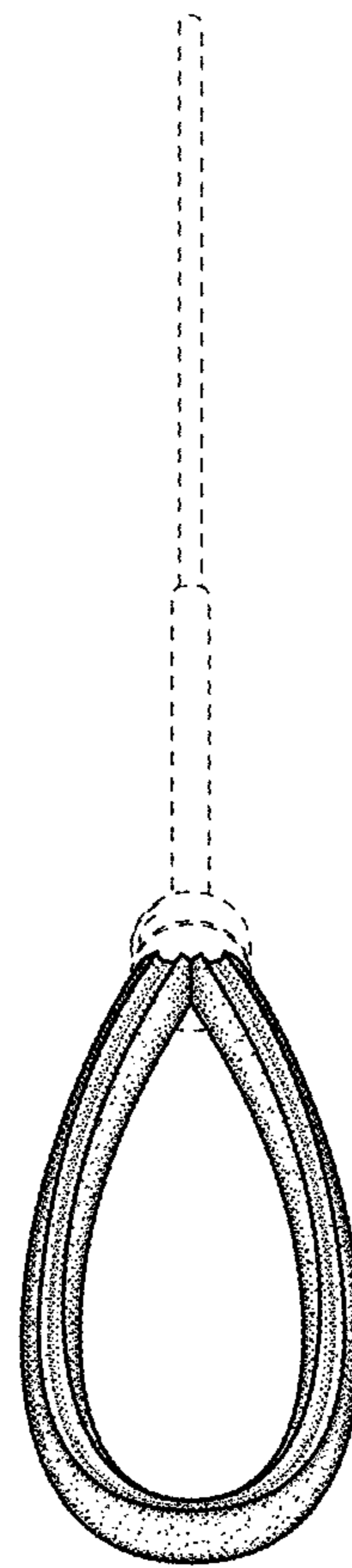


FIG. 14