



US00D813551S

(12) **United States Design Patent**
Tan et al.

(10) **Patent No.:** **US D813,551 S**
(45) **Date of Patent:** **** Mar. 27, 2018**

(54) **NAIL POLISH BOTTLE APPLICATOR CAP**

- (71) Applicants: **Ana Katrina Tan**, Bakersfield, CA (US); **Khoa Duong**, Bakersfield, CA (US)
- (72) Inventors: **Ana Katrina Tan**, Bakersfield, CA (US); **Khoa Duong**, Bakersfield, CA (US)
- (73) Assignee: **Glam and Glits Nail Design, Inc.**, Bakersfield, CA (US)

(**) Term: **15 Years**

(21) Appl. No.: **29/593,584**

(22) Filed: **Feb. 10, 2017**

Related U.S. Application Data

(63) Continuation of application No. 29/563,743, filed on May 6, 2016, which is a continuation of application (Continued)

(51) **LOC (11) Cl.** **04-01**

(52) **U.S. Cl.**
USPC **D4/116; D28/7; D9/454**

(58) **Field of Classification Search**
USPC D9/434, 435, 444, 652, 900, 454;
215/381-385; 220/660, 669, 675;
D28/7, 57, 59; D4/116, 121, 127, 135
CPC ... B65D 1/00; B65D 1/02; B65D 1/12; B65D
1/14; B65D 1/40; B65D 1/44; B65D
1/023; B65D 1/0223; B65D 1/165; B65D
1/238; B65D 1/246; B65D 1/253; B65D
7/04;

(Continued)

(56) **References Cited**

U.S. PATENT DOCUMENTS

- 3,337,901 A 8/1967 Schefer et al.
- 4,189,245 A 2/1980 Bennett

(Continued)

OTHER PUBLICATIONS

Images of Publicly-Available Prior Art Nail Polish Bottles, Specifically: OPI Nail Lacquer; Essie Nail Gel and Polish; Nanacoco Nail Polish; Orly GelFX Gel Nail Lacquer; Orly Nail Lacquer (silver dimpled cap); Orly Nail Lacquer (black ridged cap); Creative Nail Design (“CND”) Shellac; LeChat Perfect Match; Color Club Nail Lacquer; and Angelacq Nail and Gel Lacquer.

Primary Examiner — Keli L Hill

(74) *Attorney, Agent, or Firm* — Lapple Ubell IP Law, LLP; Matthew C. Lapple

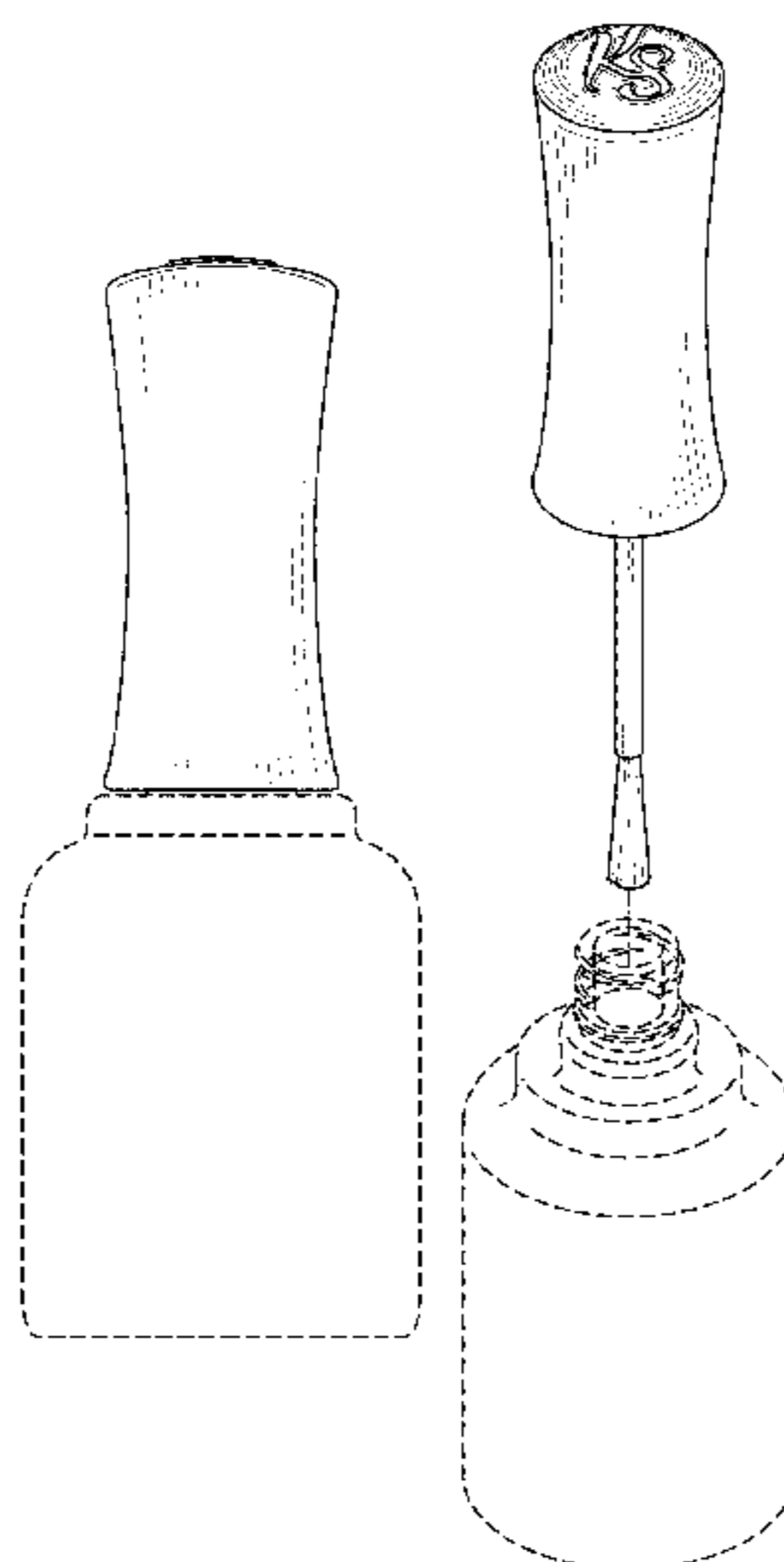
(57) **CLAIM**

The ornamental design for a nail polish bottle applicator cap, as shown and described.

DESCRIPTION

FIG. 1 is a perspective view of a nail polish bottle applicator cap;
 FIG. 2 is a front view of the nail polish bottle applicator cap of FIG. 1;
 FIG. 3 is a back view of the nail polish bottle applicator cap of FIG. 1;
 FIG. 4 is a right side view of the nail polish bottle applicator cap of FIG. 1;
 FIG. 5 is a left side view of the nail polish bottle applicator cap of FIG. 1;
 FIG. 6 is a top view of the nail polish bottle applicator cap of FIG. 1;
 FIG. 7 is a bottom view of the nail polish bottle applicator cap of FIG. 1; and,
 FIG. 8 is an exploded perspective view of the nail polish bottle applicator cap of FIG. 1.
 In the figures, portions drawn in broken lines do not form any part of the claimed design. The broken lines showing the bottle in FIGS. 1-8 illustrate portions of the nail polish bottle that form no part of the claimed design.

1 Claim, 5 Drawing Sheets



Related U.S. Application Data

No. 29/499,385, filed on Aug. 14, 2014, now Pat. No. Des. 758,737.

(58) **Field of Classification Search**

CPC B65D 21/0209; B65D 21/0233; B65D 25/00; B65D 25/28; B65D 41/0457; B65D 41/17; B65D 53/06; B65D 75/56; B65D 79/005; B65D 2501/0036; B65D 2543/00064; B65D 2543/00074; B65D 2543/00083; B65D 2543/00092; B65D 2543/00101; B65D 2543/00111

See application file for complete search history.

(56) **References Cited**

U.S. PATENT DOCUMENTS

D316,034 S 4/1991 DeGaetano
 D330,859 S 11/1992 Schaeffer
 D365,889 S * 1/1996 Kim D27/147
 D379,764 S 6/1997 Litton

D415,319 S * 10/1999 Bakic D28/76
 D469,356 S 1/2003 Vo
 D486,735 S * 2/2004 DeBiasse D9/444
 D487,016 S * 2/2004 DeBiasse D9/444
 6,966,716 B2 11/2005 Pink
 D542,658 S * 5/2007 Larson D9/500
 7,311,457 B2 12/2007 Pink
 D561,027 S 2/2008 Nguyen
 7,524,122 B2 * 4/2009 Pink A45D 34/045
 401/126
 D604,167 S 11/2009 Tran et al.
 D695,121 S 12/2013 Seo
 D701,124 S * 3/2014 O'Hara D9/624
 D730,189 S * 5/2015 Haile D4/116
 D756,779 S * 5/2016 Kang D9/454
 D758,737 S * 6/2016 Tan D4/116
 D770,284 S 11/2016 Luu et al.
 D770,285 S 11/2016 Luu et al.
 D784,023 S * 4/2017 Huang D4/116
 2003/0196672 A1 * 10/2003 Kirita A45D 40/267
 132/218
 2008/0041407 A1 * 2/2008 Kearney A45D 40/265
 132/218

* cited by examiner

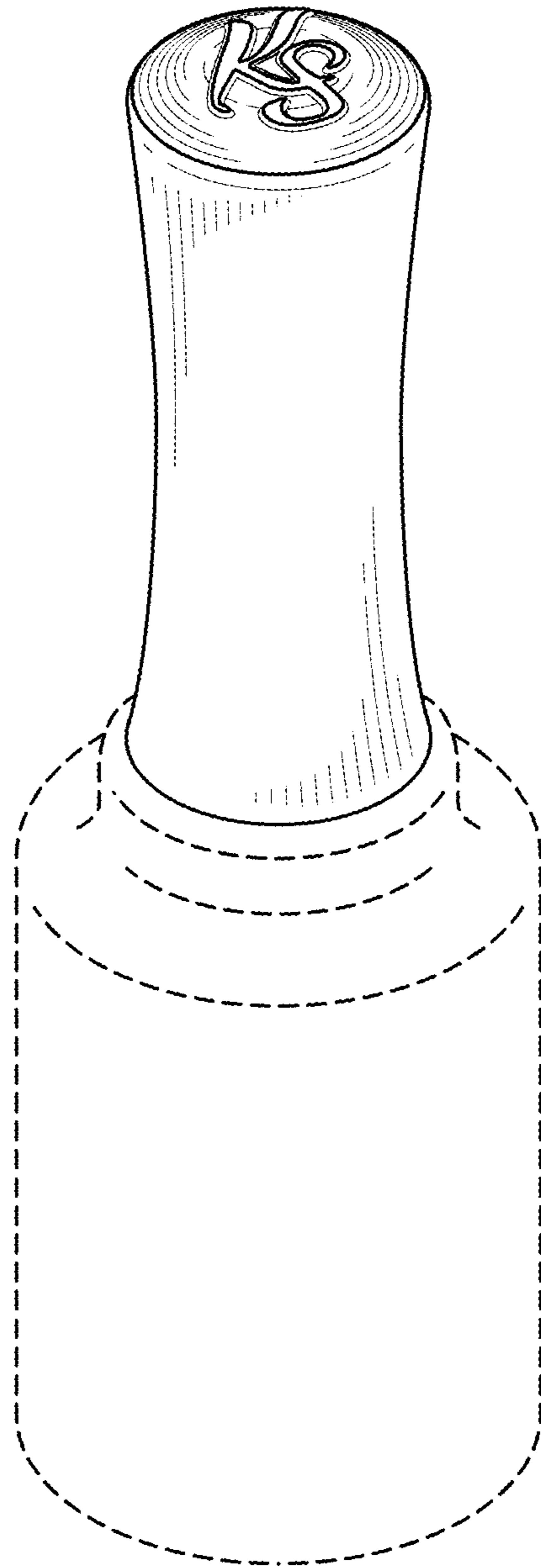


FIG. 1

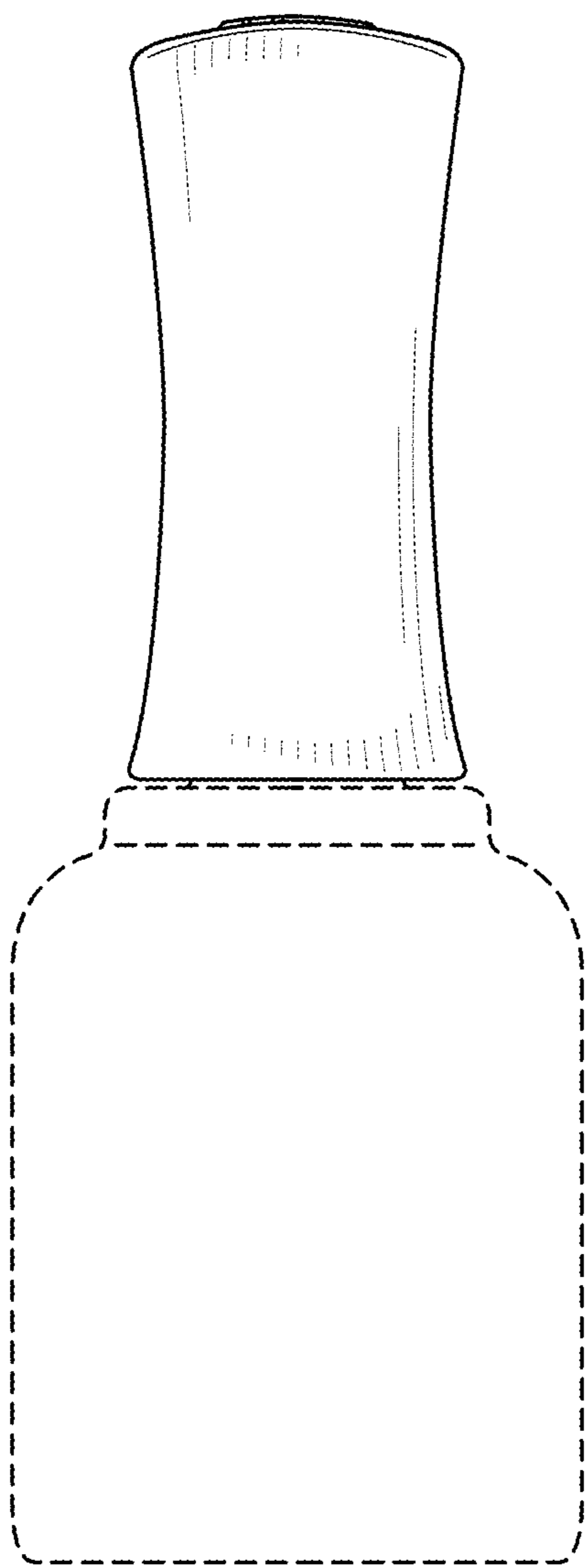


FIG. 2

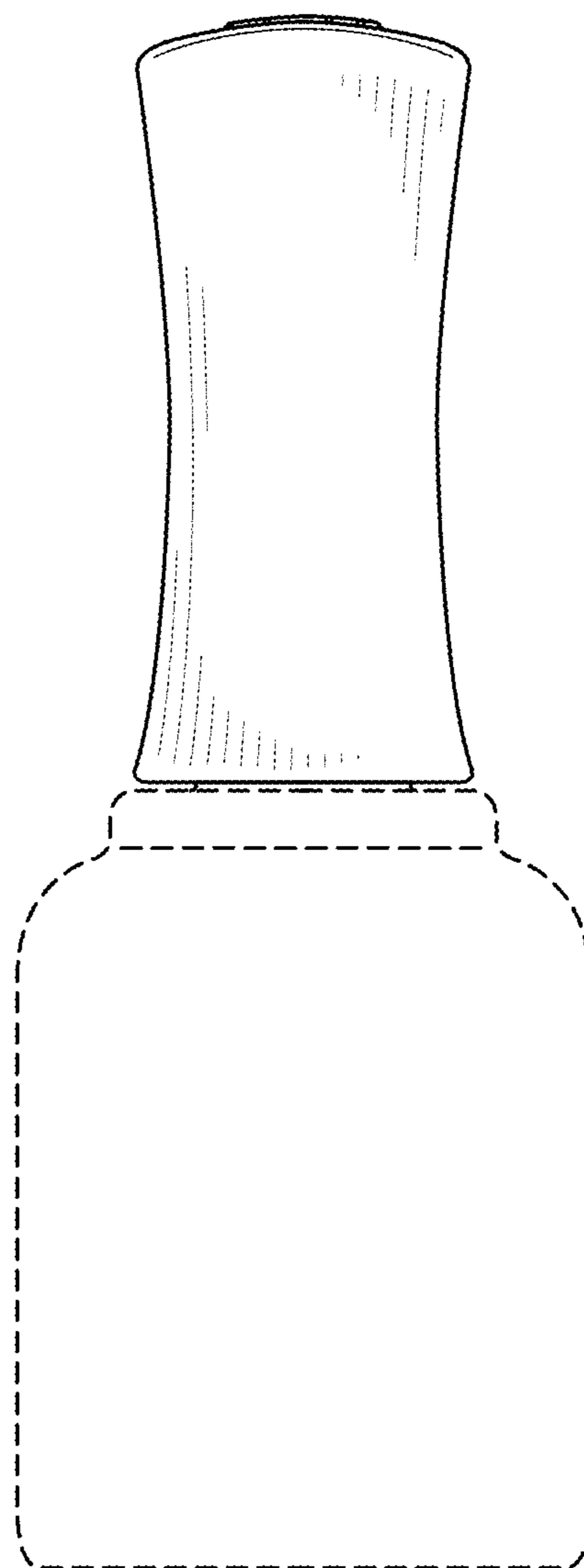


FIG. 3

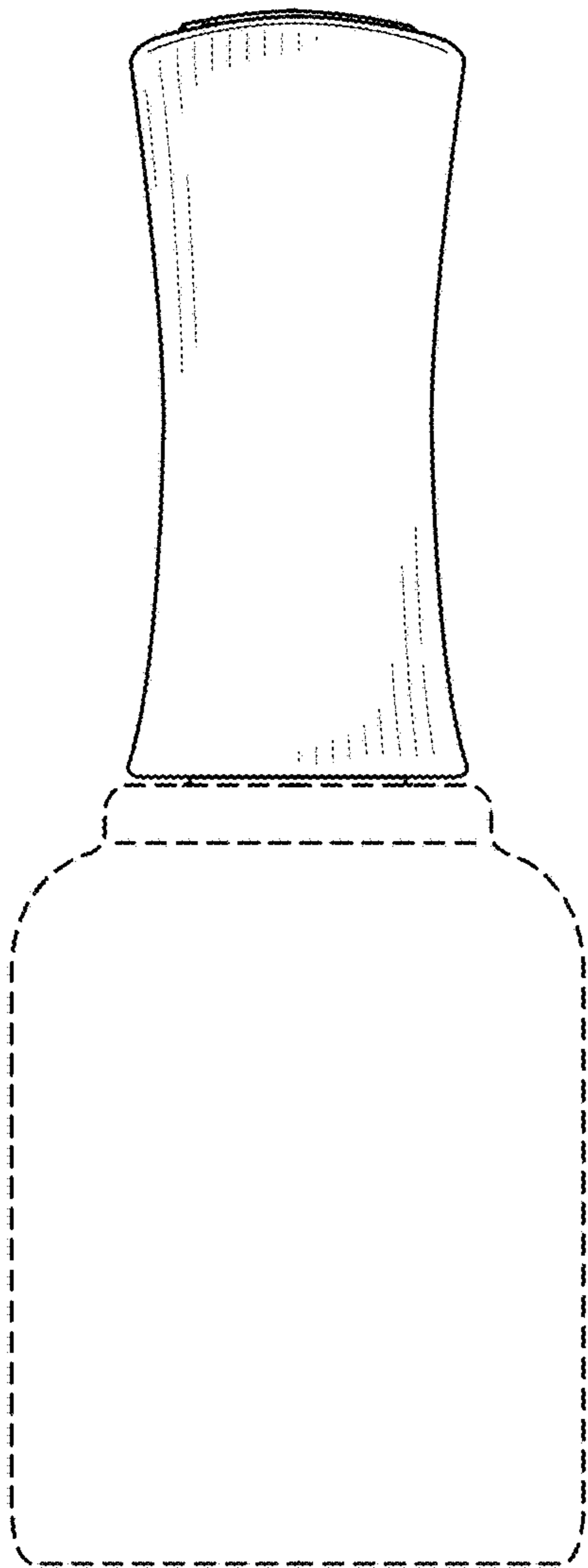


FIG. 4

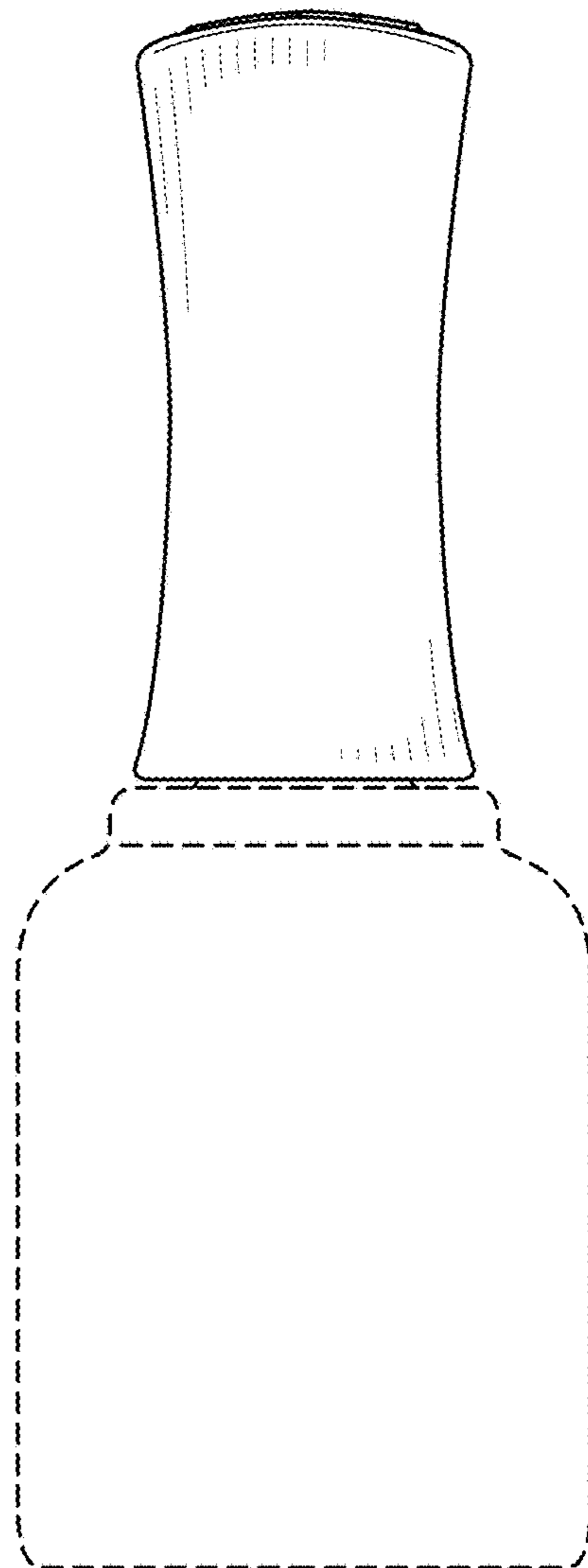


FIG. 5




FIG. 6

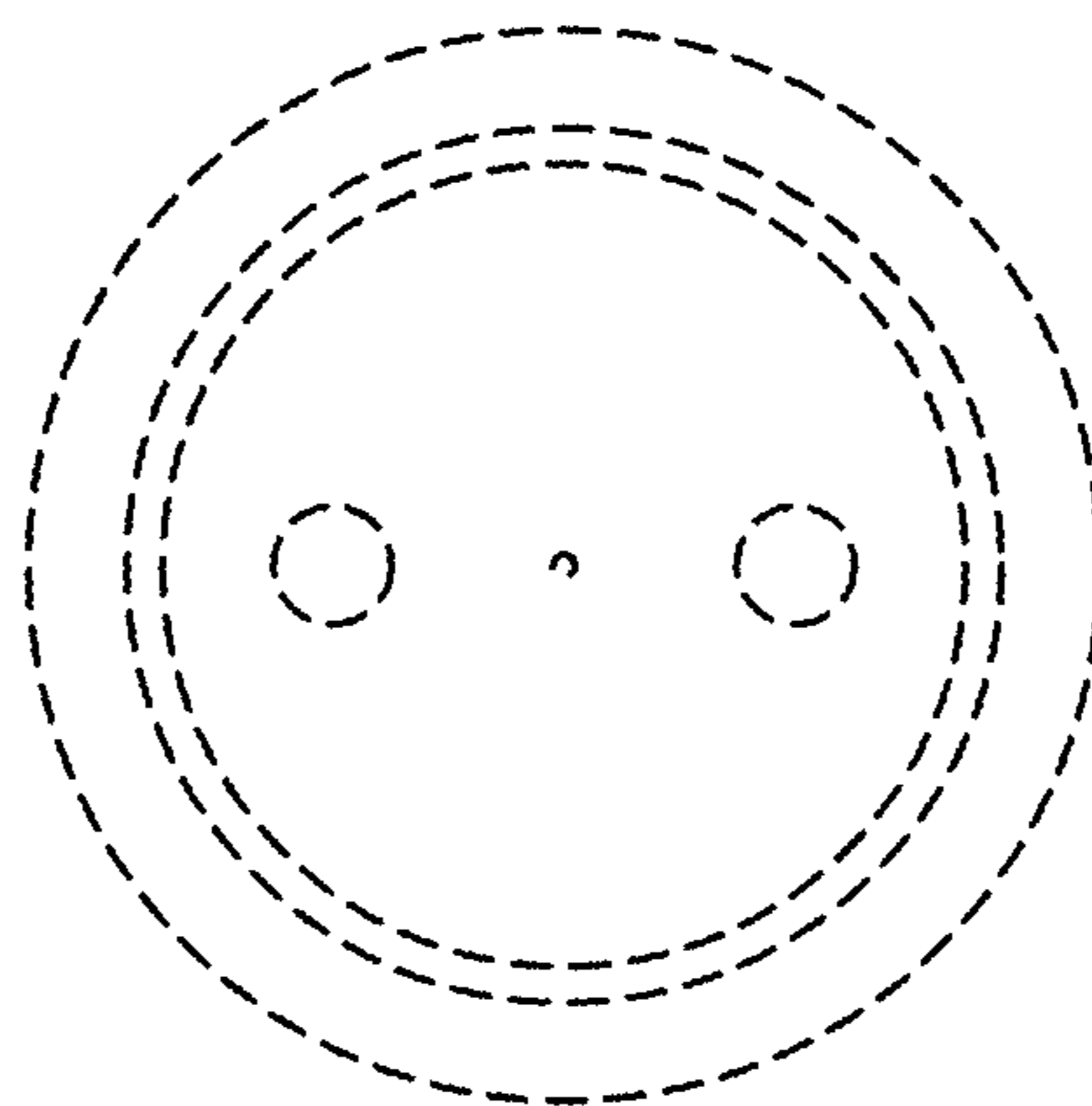


FIG. 7

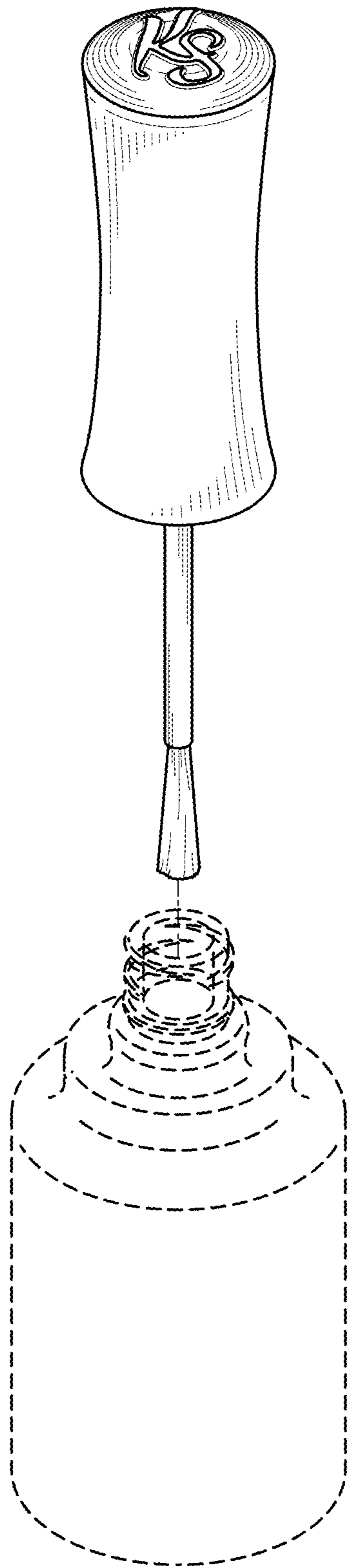


FIG. 8