



US00D813550S

(12) **United States Design Patent**
Xi et al.

(10) **Patent No.:** **US D813,550 S**
(45) **Date of Patent:** **** Mar. 27, 2018**

(54) **ORAL CARE IMPLEMENT**
(71) Applicant: **COLGATE-PALMOLIVE COMPANY**, New York, NY (US)
(72) Inventors: **Wenjin Xi**, Shanghai (CN); **Yanmei Ji**, Yangzhou (CN); **Bo Zhang**, Yangzhou (CN); **Kai Zhang**, Yangzhou (CN); **Guangsheng Guo**, Yangzhou (CN)
(73) Assignee: **COLGATE-PALMOLIVE COMPANY**, New York, NY (US)
(**) Term: **15 Years**

D462,527 S 9/2002 Ping
D475,531 S 6/2003 Klimeck et al.
D476,156 S * 6/2003 Ferber D4/101
D479,914 S * 9/2003 Choong D4/101
D480,214 S 10/2003 Kling et al.
D490,613 S * 6/2004 Wong D4/104
D494,370 S 8/2004 Wong
D513,882 S * 1/2006 Hohlbein D4/104
D517,812 S 3/2006 Hohlbein et al.
7,047,591 B2 * 5/2006 Hohlbein A46B 5/02
15/143.1
D577,493 S 9/2008 Wong
D599,555 S * 9/2009 Oliphant D4/101
D615,761 S * 5/2010 Wong D4/108
(Continued)

(21) Appl. No.: **29/570,680**
(22) Filed: **Jul. 11, 2016**

Related U.S. Application Data

(62) Division of application No. 29/498,171, filed on Jul. 31, 2014, now Pat. No. Des. 764,177.
(51) **LOC (11) Cl.** **04-02**
(52) **U.S. Cl.**
USPC **D4/104**
(58) **Field of Classification Search**
USPC D4/101, 102, 104, 105, 106, 107, 108, D4/109, 110, 111, 112, 113
CPC A46B 9/04; A46B 9/10
See application file for complete search history.

(56) **References Cited**

U.S. PATENT DOCUMENTS

D357,121 S 4/1995 Fuentes et al.
5,533,227 A 7/1996 Ito et al.
D387,205 S 12/1997 Moskovich
D404,205 S * 1/1999 Hohlbein D4/104
D427,437 S * 7/2000 Vonarburg D4/104
D441,958 S 5/2001 Rueb
D446,393 S 8/2001 Manfredi et al.

FOREIGN PATENT DOCUMENTS

BR DI6805219-7 3/2009
BR DI7102573-1 1/2013
(Continued)

Primary Examiner — Karen E. Eldridge Powers

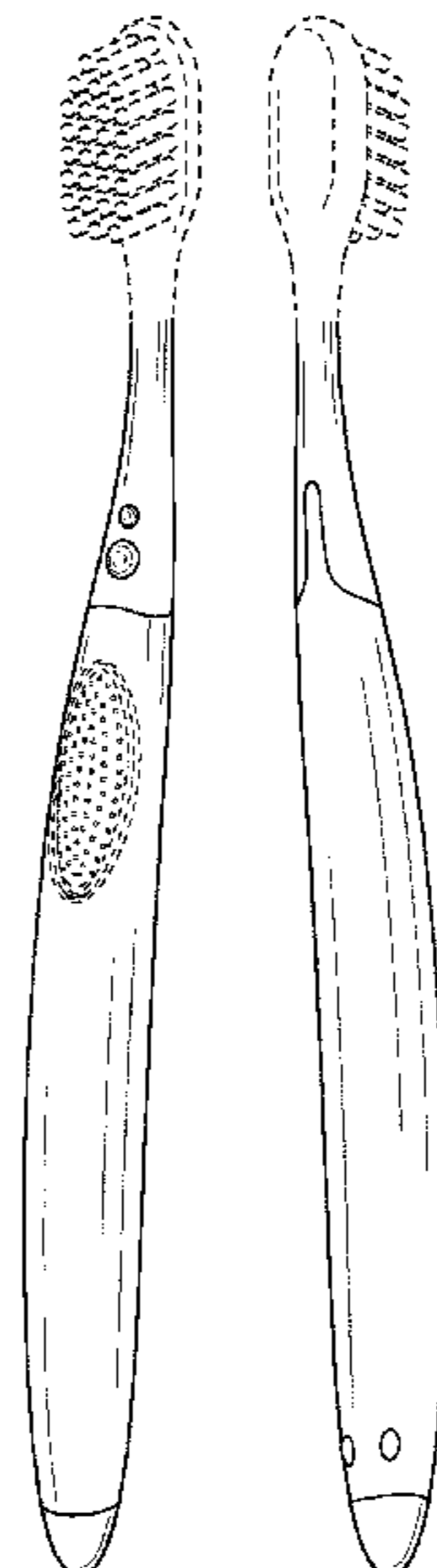
(57) **CLAIM**

The ornamental design for an oral care implement, as shown and described.

DESCRIPTION

FIG. 1 is a right front perspective view of an oral care implement according to the new design;
FIG. 2 is a left rear perspective view thereof;
FIG. 3 is a front elevation view thereof;
FIG. 4 is a rear elevation view thereof;
FIG. 5 is a left side elevation view thereof;
FIG. 6 is a right side elevation view thereof;
FIG. 7 is a top plan view thereof; and,
FIG. 8 is a bottom plan view thereof.
All broken lines shown in the drawings are for environmental purposes only and form no part of the claimed design.

1 Claim, 4 Drawing Sheets



(56)

References Cited

U.S. PATENT DOCUMENTS

D630,020 S 1/2011 Wong
 D634,934 S 3/2011 Kalbfeld et al.
 D635,775 S 4/2011 Kalbfeld et al.
 D645,254 S 9/2011 Xi et al.
 D654,270 S 2/2012 Jimenez et al.
 D654,695 S 2/2012 Jimenez et al.
 D654,696 S 2/2012 Jimenez et al.
 D661,490 S 6/2012 Jin et al.
 D671,326 S 11/2012 Jimenez et al.
 D672,561 S 12/2012 Jin et al.
 D674,609 S * 1/2013 Li D4/104
 8,464,388 B2 6/2013 Chen
 D686,825 S 7/2013 Xi et al.
 D692,242 S * 10/2013 Jimenez D4/101
 D698,554 S 2/2014 Xi et al.
 D704,447 S 5/2014 Xi et al.
 D706,036 S 6/2014 Xi et al.
 D710,111 S 8/2014 Ding et al.
 8,813,296 B2 * 8/2014 Moskovich A46B 5/02
 15/143.1
 8,839,481 B2 * 9/2014 Moskovich A46B 5/0029
 15/167.1
 9,033,899 B2 * 5/2015 Gatzemeyer A46B 11/0093
 600/573
 D751,295 S * 3/2016 Lee D4/104
 D764,176 S * 8/2016 Xi D4/104
 D780,457 S * 3/2017 Jimenez D4/104
 D783,290 S * 4/2017 Lee D4/104
 2007/0163064 A1 7/2007 Wong et al.
 2008/0250591 A1 10/2008 Nanda
 2012/0272996 A1 11/2012 Jimenez et al.
 2014/0237744 A1 8/2014 Baertschi et al.
 2016/0270520 A1 * 9/2016 Lee A46B 9/04
 2016/0353871 A1 * 12/2016 Xi A46B 7/06

FOREIGN PATENT DOCUMENTS

CN 1214894 4/1999
 CN 1371645 10/2002
 CN 1475184 2/2004
 CN 1493236 5/2004
 CN 1504139 6/2004
 CN 1813611 8/2006
 CN 101011200 8/2007
 CN 101057728 10/2007
 CN 101066178 11/2007
 CN 300786056 6/2008
 CN 201256721 6/2009
 CN 201499805 6/2010
 CN 301413563 12/2010
 CN 201894324 7/2011
 CN 301736977 11/2011
 CN 301736982 11/2011
 CN 202069134 12/2011
 CN 301850474 3/2012
 CN 302037495 8/2012

CN 302098067 10/2012
 CN 202514896 11/2012
 CN 302443083 5/2013
 CN 302500154 7/2013
 CN 303991831 * 1/2017
 EM 000061387-0001 12/2003
 EM 000097415-0005 2/2004
 EM 000992961-001 10/2008
 EM 001638636-0001 1/2010
 EM 001224166-0001 7/2010
 EM 001224166-0002 7/2010
 EM 001235436-0001 1/2011
 EM 001280820-0003 7/2011
 EM 001224919-0001 1/2013
 IN 191195 10/2003
 IN 206601 5/2007
 IN 207535 7/2007
 IN 207536 7/2007
 IN 213024 3/2008
 IN 213025 3/2008
 IN 214437 3/2008
 IN 214438 3/2008
 IN 214440 3/2008
 IN 214441 3/2008
 IN 214442 3/2008
 IN 219038 6/2008
 IN 232733 3/2009
 IN 194520 7/2009
 IN 249094 10/2011
 KR 30-0365768 10/2004
 KR 300905009.0000 * 5/2017
 MX MX/E/2008/005529 1/2008
 MX MX/E/2011/032927 5/2011
 PA PA/E/2003/049205 11/2003
 RU 45898 6/2005
 RU 52229 3/2006
 RU 83717 6/2009
 TW 592455 6/2004
 WO WO 01/32053 5/2001
 WO WO 01/82741 11/2001
 WO WO 2004/080237 9/2004
 WO WO 2004/093718 11/2004
 WO WO 2005/087046 9/2005
 WO WO 2006/062187 6/2006
 WO WO 2006/062265 6/2006
 WO WO 2006/107123 10/2006
 WO WO 2007/016802 2/2007
 WO WO 2007/043848 4/2007
 WO WO 2007/073045 6/2007
 WO WO 2007/104381 9/2007
 WO WO 2008/022480 2/2008
 WO WO 2008/060005 5/2008
 WO WO 2008/111792 9/2008
 WO WO 2008/138158 11/2008
 WO WO 2009/084637 7/2009
 WO WO 2010/069917 6/2010
 WO WO 2010/069919 6/2010
 WO WO 2010/119688 10/2010
 WO WO 2011/014000 2/2011

* cited by examiner

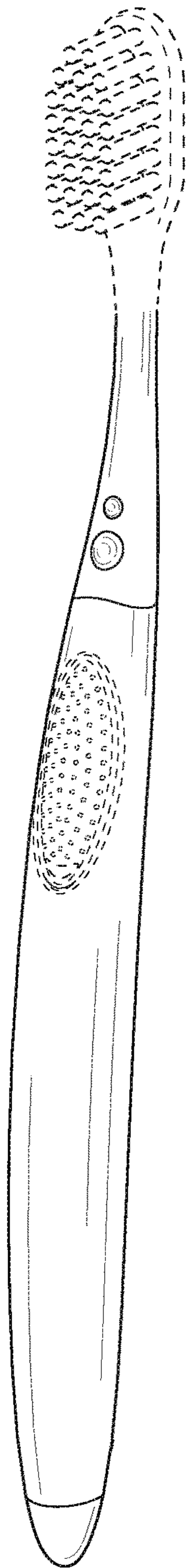


FIG. 1




FIG. 2

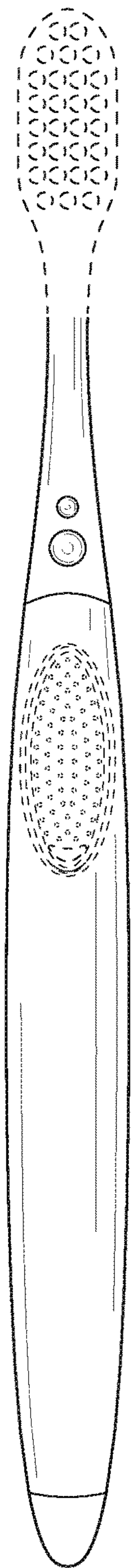


FIG. 3




FIG. 4




FIG. 5

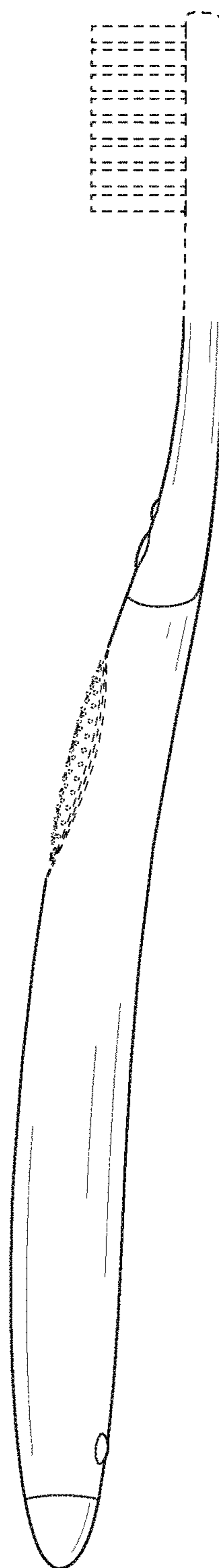


FIG. 6

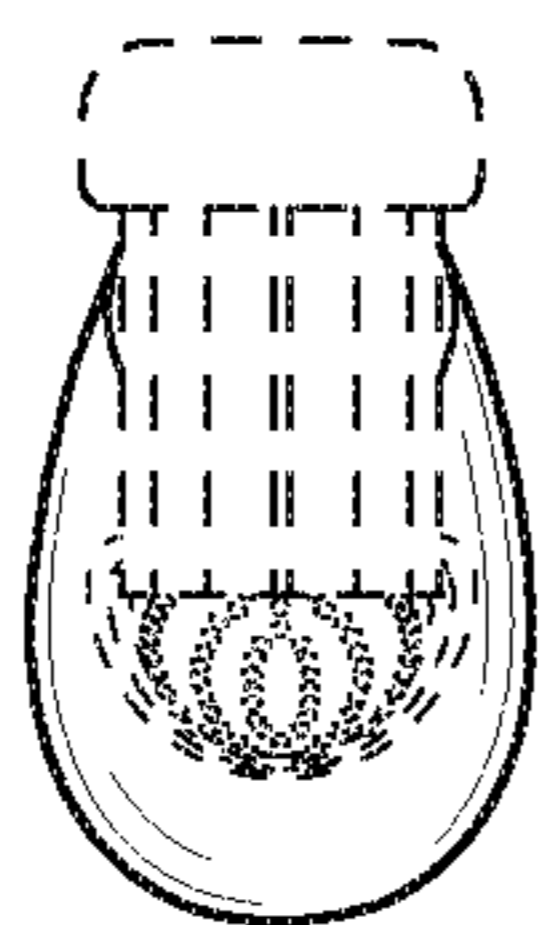


FIG. 7

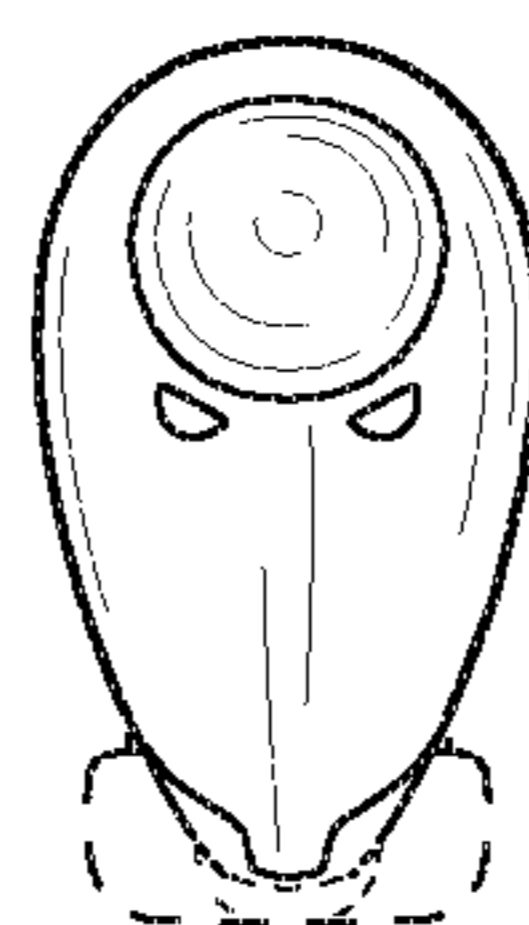


FIG. 8