



US00D813548S

(12) **United States Design Patent** (10) **Patent No.:** **US D813,548 S**  
**Wright et al.** (45) **Date of Patent:** **\*\* Mar. 27, 2018**

- (54) **FOLDABLE INSERT**
- (71) Applicant: **CATALYST LIFESTYLE LIMITED**,  
North Point (HK)
- (72) Inventors: **Joshua Wright**, Hong Kong (CN);  
**June Lai**, Hong Kong (CN)
- (73) Assignee: **CATALYST LIFESTYLE LIMITED**,  
North Point, Hong Kong (CN)
- (\*\*) Term: **15 Years**
- (21) Appl. No.: **29/616,462**
- (22) Filed: **Sep. 6, 2017**
- (51) **LOC (11) Cl.** ..... **03-01**
- (52) **U.S. Cl.**  
USPC ..... **D3/319**
- (58) **Field of Classification Search**  
USPC ..... **D3/319, 318**  
CPC ..... **A45C 3/00; A45C 7/00**  
See application file for complete search history.

(56) **References Cited**

**U.S. PATENT DOCUMENTS**

2,802,617	A	8/1957	Roper	
2,815,898	A	12/1957	Thompson	
3,447,648	A	6/1969	Schwennicke	
5,179,600	A	1/1993	Bailey et al.	
5,292,197	A	3/1994	Reisman	
5,322,362	A	6/1994	Smith	
5,350,241	A	9/1994	Zoland	
6,059,078	A	5/2000	Nykoluk	
6,210,037	B1	4/2001	Brandon, Jr.	
6,640,944	B2	11/2003	Adams	
D488,300	S *	4/2004	Lopez	D3/319
D501,341	S *	2/2005	Cassidy	D3/319
D502,031	S *	2/2005	Cassidy	D20/40

8,281,970 B2 10/2012 Demskey  
 2013/0233661 A1 9/2013 Scott  
 2015/0342325 A1 12/2015 Wright

**FOREIGN PATENT DOCUMENTS**

CA 2239921 A1 1/2000

\* cited by examiner

*Primary Examiner* — Holly H Baynham

(74) *Attorney, Agent, or Firm* — Dinsmore & Shohl LLP

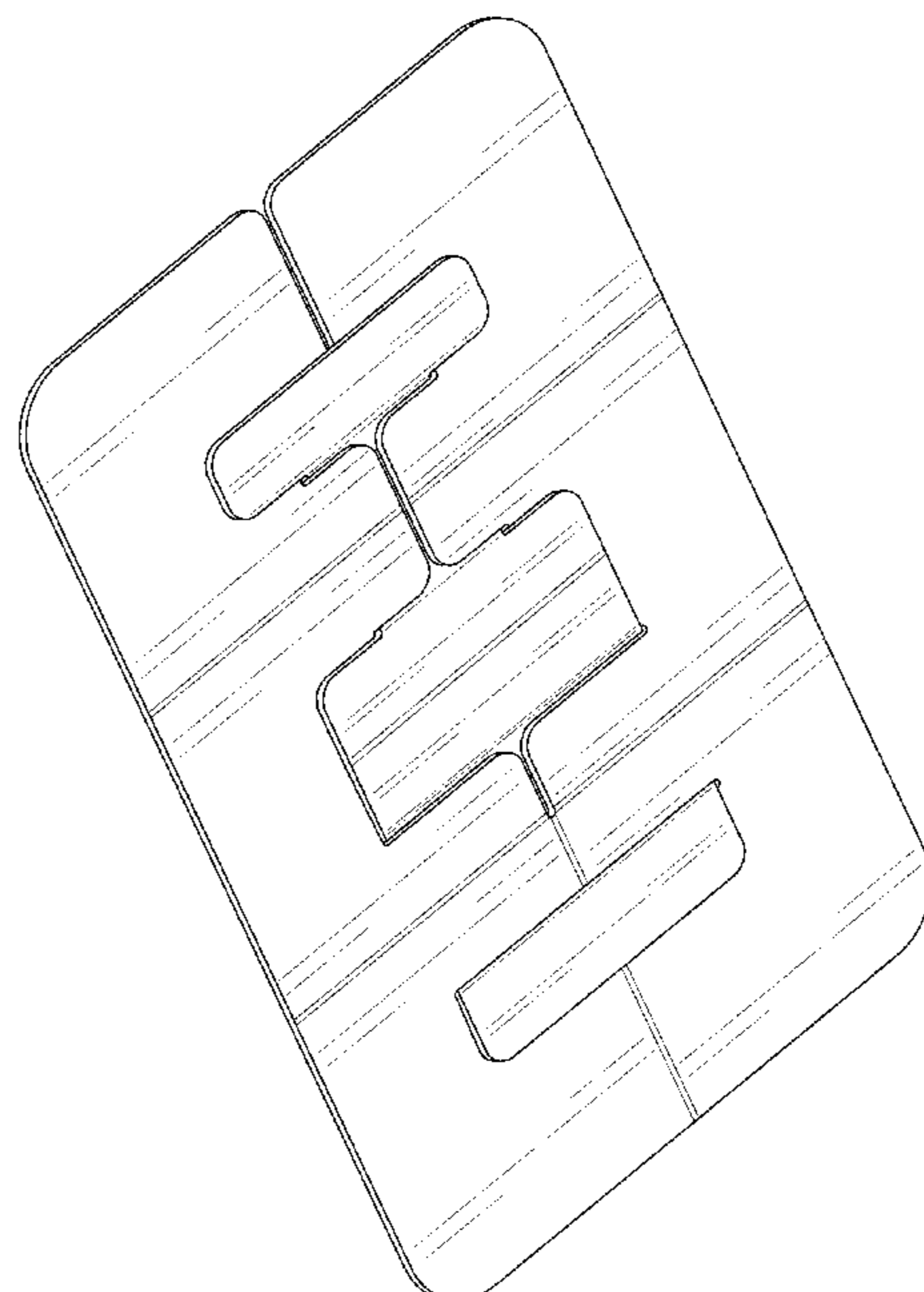
(57) **CLAIM**

The ornamental design for a foldable insert, as shown and described.

**DESCRIPTION**

FIG. 1 is a perspective view including a front, top and one side of the foldable insert;  
 FIG. 2 is a perspective view including a rear, top and one side of the foldable insert;  
 FIG. 3 is a front elevation view of the foldable insert of FIG. 1;  
 FIG. 4 is a rear elevation view of the foldable insert of FIG. 1;  
 FIG. 5 is an opposite side elevation view of the foldable insert of FIG. 1;  
 FIG. 6 is a side elevation view of the foldable insert of FIG. 1;  
 FIG. 7 is top elevation view of the foldable insert of FIG. 1;  
 FIG. 8 is a bottom elevation view of the foldable insert of FIG. 1; and,  
 FIG. 9 is an exploded perspective view including a rear, bottom and one side of the foldable insert.

**1 Claim, 7 Drawing Sheets**



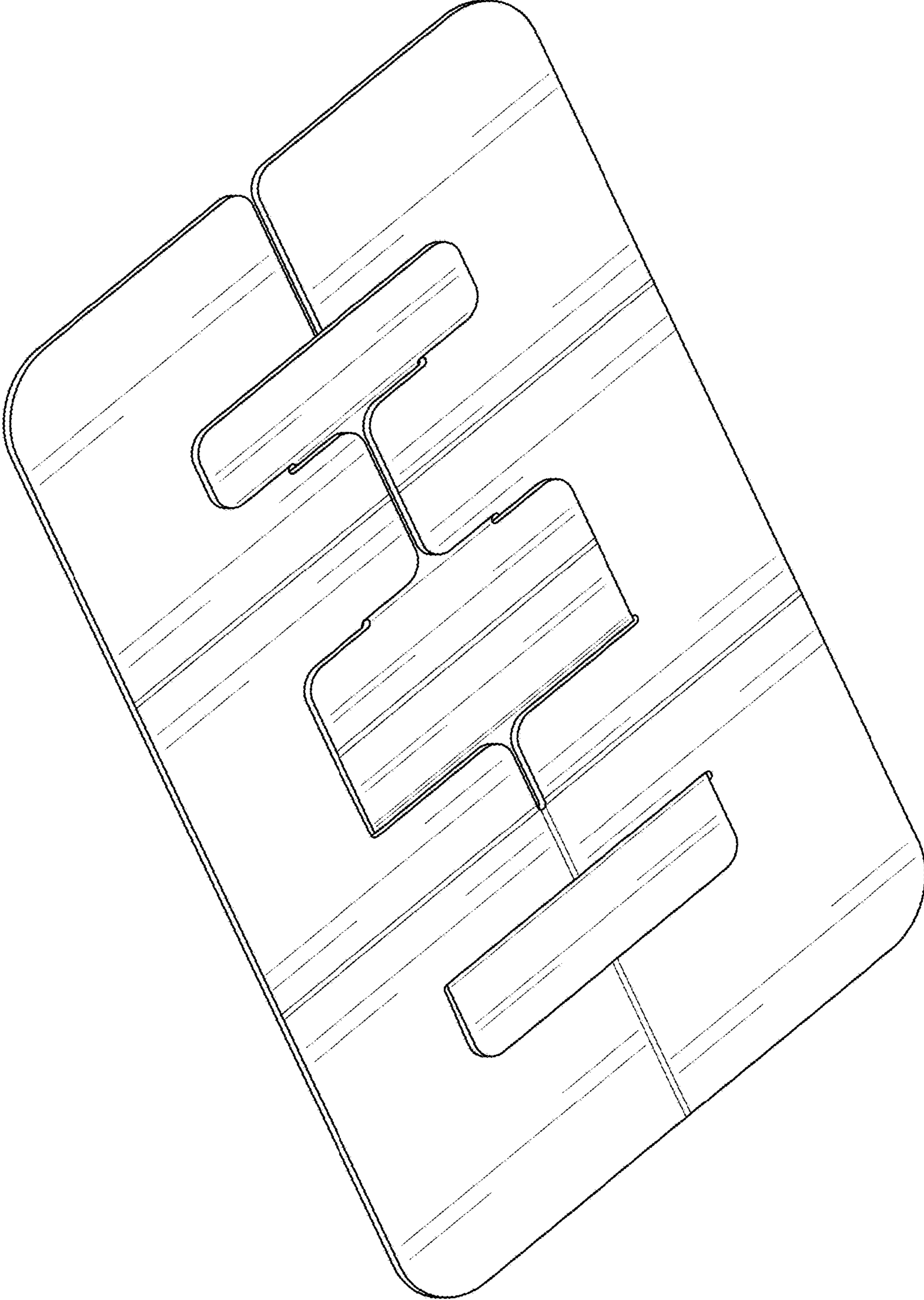


FIG. 1

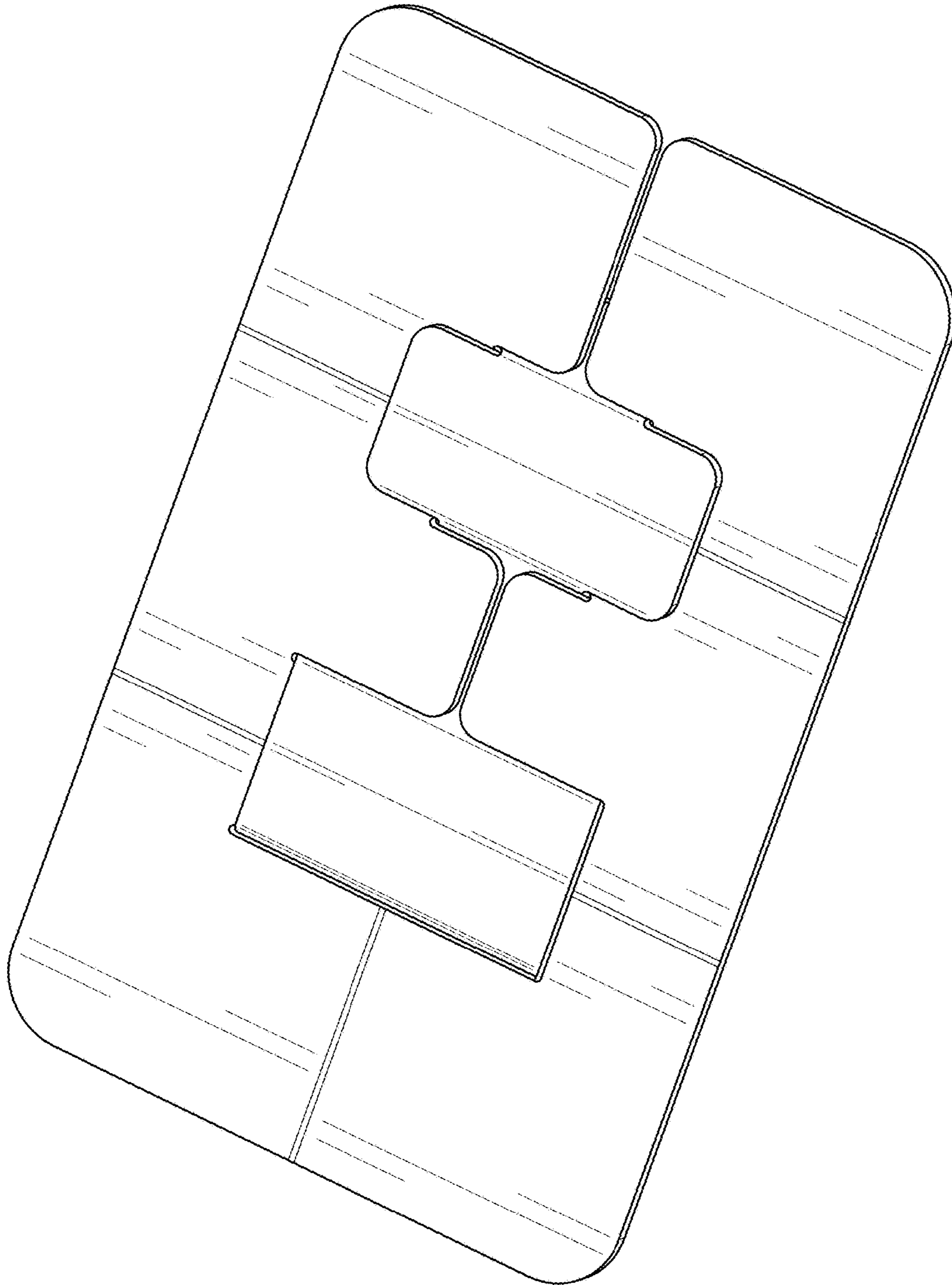


FIG. 2

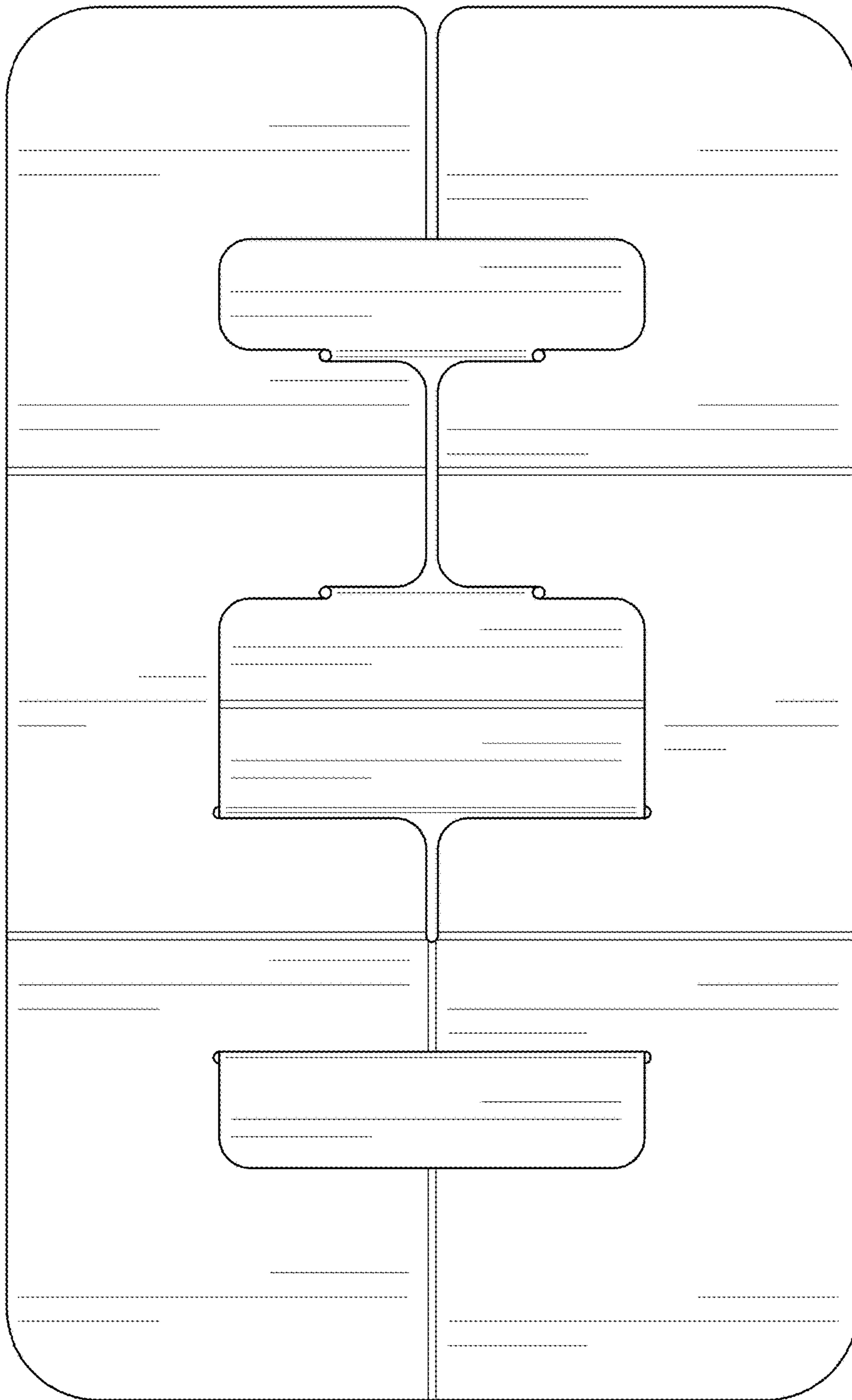


FIG. 3

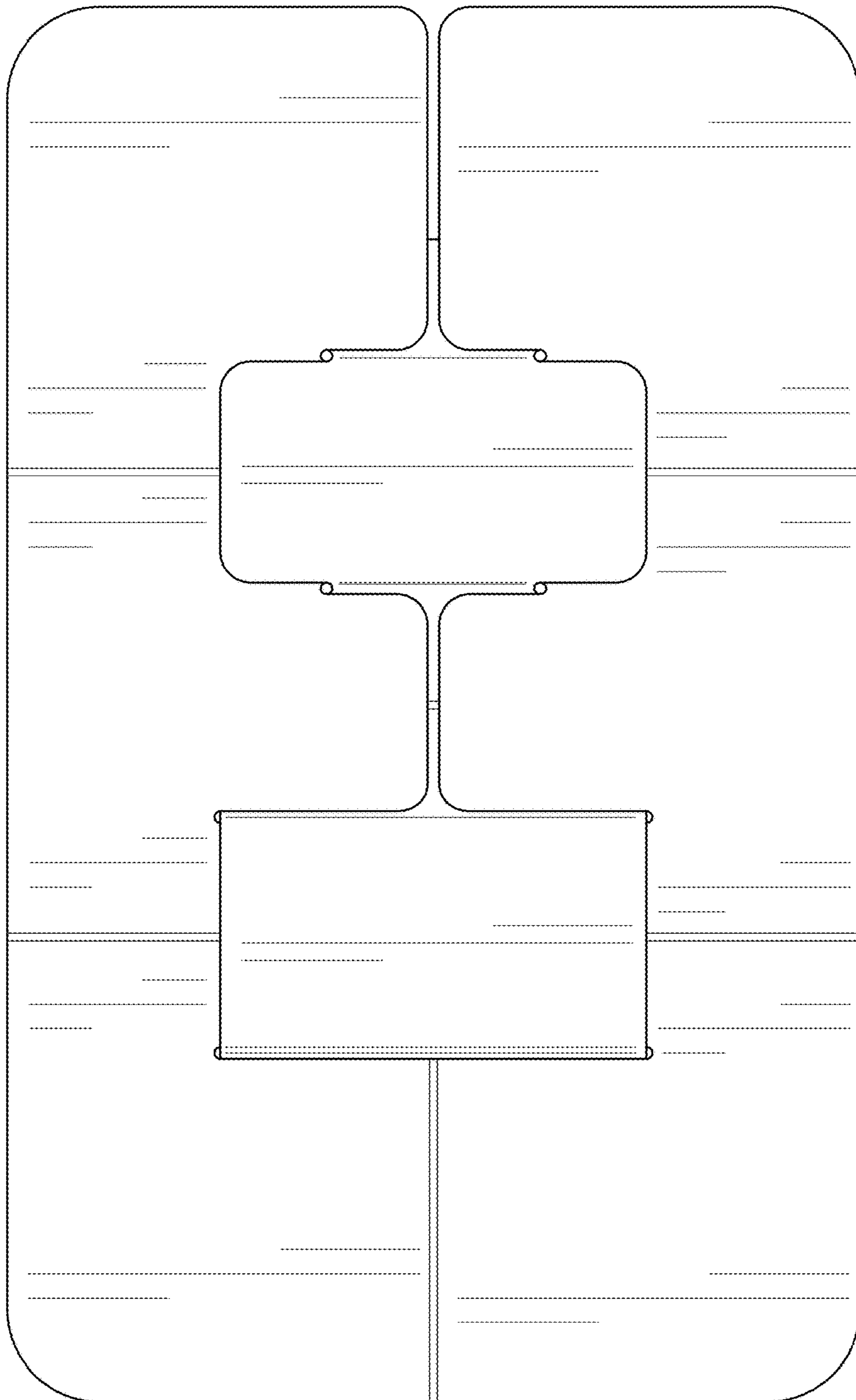


FIG. 4



FIG. 5



FIG. 6




FIG. 7




FIG. 8

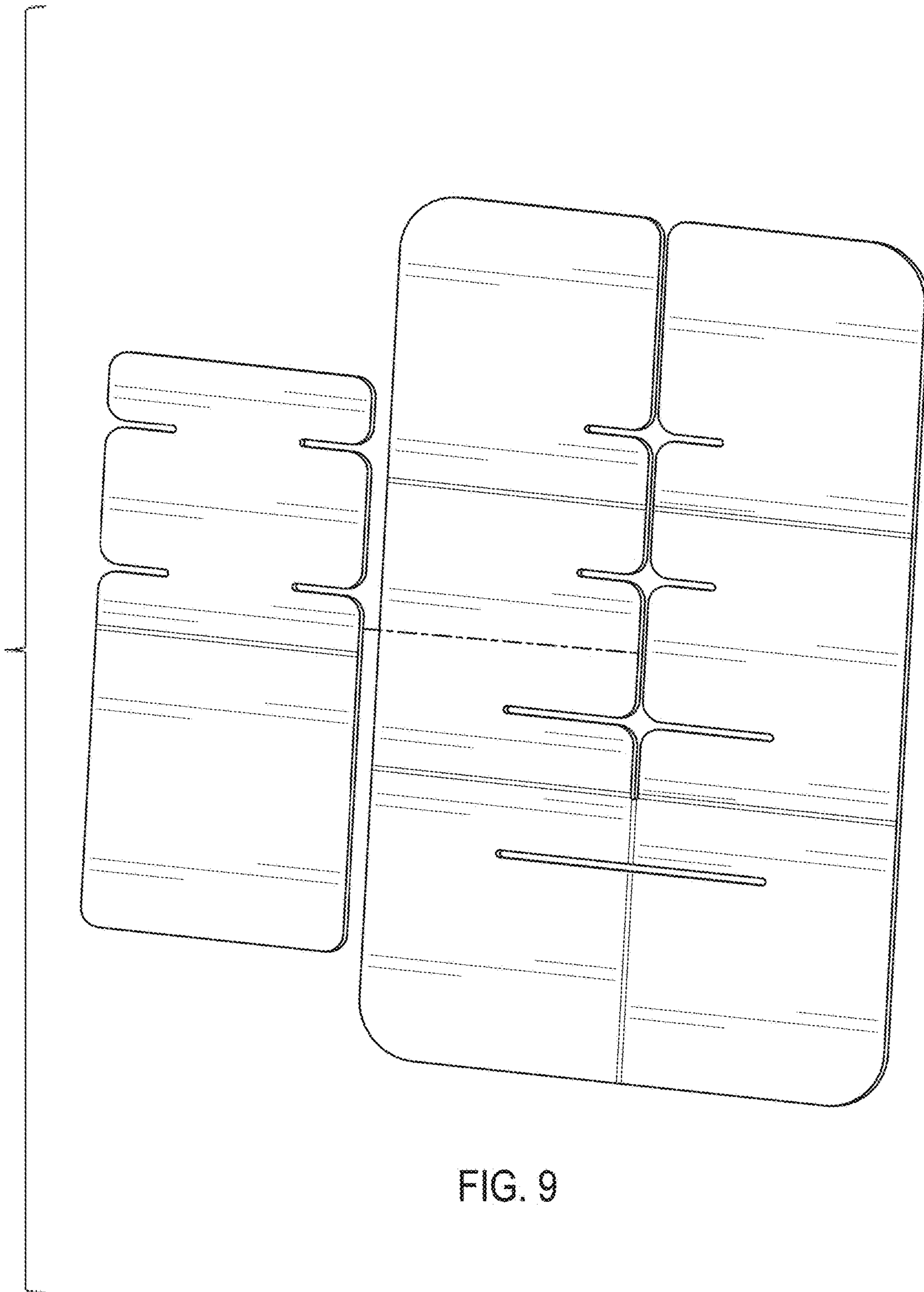


FIG. 9