



US00D813517S

(12) **United States Design Patent** (10) **Patent No.:** **US D813,517 S**
Fallon et al. (45) **Date of Patent:** **** Mar. 27, 2018**

- (54) **SHOE UPPER**
- (71) Applicant: **Under Armour, Inc.**, Baltimore, MD (US)
- (72) Inventors: **Kevin Patrick Fallon**, Portland, OR (US); **David Dombrow**, Baltimore, MD (US)
- (73) Assignee: **Under Armour, Inc.**, Baltimore, MD (US)
- (**) Term: **15 Years**
- (21) Appl. No.: **29/575,061**
- (22) Filed: **Aug. 22, 2016**

- D288,742 S 3/1987 Caretti
- D292,941 S 12/1987 Kelley
- D292,944 S 12/1987 Kelley
- D293,846 S 1/1988 Bua
- D308,591 S 6/1990 Pickett
- D377,412 S 1/1997 Longbottom et al.
- D391,066 S 2/1998 Smith, III
- D391,069 S 2/1998 Teague
- D394,139 S 5/1998 Hirahata
- D395,353 S 6/1998 Avar
- D397,857 S 9/1998 Smith, III
- D398,761 S 9/1998 Smith, III
- D400,697 S 11/1998 Egelja et al.
- D418,667 S 1/2000 McNaught
- D444,624 S 7/2001 Wilson
- D444,937 S 7/2001 Wilson
- D471,002 S 3/2003 Wilson
- D473,704 S 4/2003 Wilson
- D490,973 S 6/2004 Link
- D493,956 S 8/2004 Costantini
- D520,225 S 5/2006 Choi
- D549,441 S 8/2007 Chang
- D550,947 S 9/2007 Caine
- D614,855 S 5/2010 Inohara et al.
- D661,884 S 6/2012 Raysse
- D664,347 S 7/2012 Hill et al.

Related U.S. Application Data

- (60) Division of application No. 29/510,155, filed on Nov. 25, 2014, now Pat. No. Des. 765,964, and a continuation of application No. 29/460,743, filed on Jul. 15, 2013, now Pat. No. Des. 732,285.

- (51) **LOC (11) Cl.** **02-99**
- (52) **U.S. Cl.**
USPC **D2/972**

- (58) **Field of Classification Search**
USPC D2/902, 906-908, 944, 969, 972-974
CPC ... A43B 13/181; A43B 13/141; A43B 13/186;
A43B 13/188; A43B 23/00; A43B 23/02;
A43B 5/00; A43B 23/26; A43B 1/04;
A43B 11/14; A43B 7/00; A43C 1/00;
A43C 1/04; A43C 1/06
See application file for complete search history.

- (56) **References Cited**
U.S. PATENT DOCUMENTS

3,641,687 A 2/1972 Hibbard et al.
D235,700 S 7/1975 Senter
D239,217 S 3/1976 Lloyd

Primary Examiner — Dominic V Simone

(57) **CLAIM**

The ornamental design for a shoe upper, as shown and described.

DESCRIPTION

FIG. 1 is a perspective view of a shoe upper showing our new design;
FIG. 2 is a top plan view thereof;
FIG. 3 is a left side view in elevation thereof;
FIG. 4 is a right side view in elevation thereof; and,
FIG. 5 is a front view in elevation thereof.
The broken line illustration of environmental structure in the drawings is not part of the claimed design.

1 Claim, 5 Drawing Sheets



(56)

References Cited

U.S. PATENT DOCUMENTS

D665,981 S	8/2012	Hill et al.
D709,278 S	7/2014	Takenaka
D731,162 S	6/2015	Cin



FIG. 1

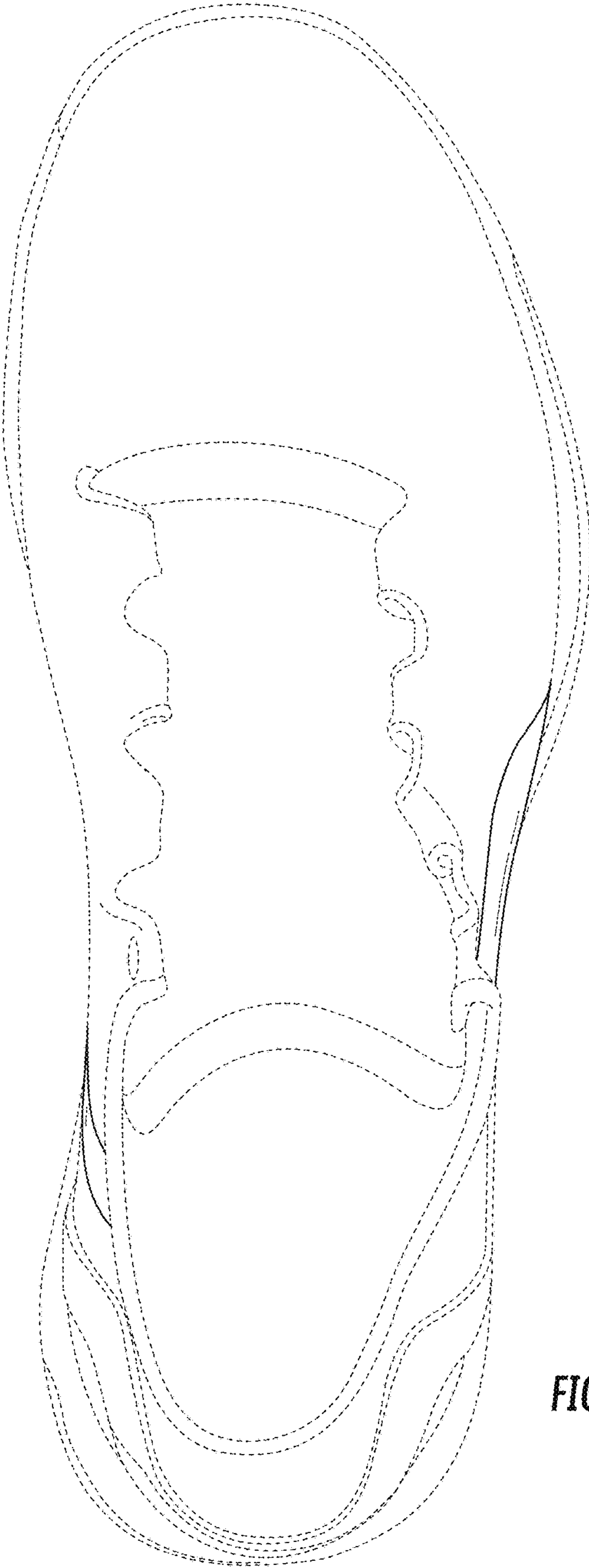


FIG. 2

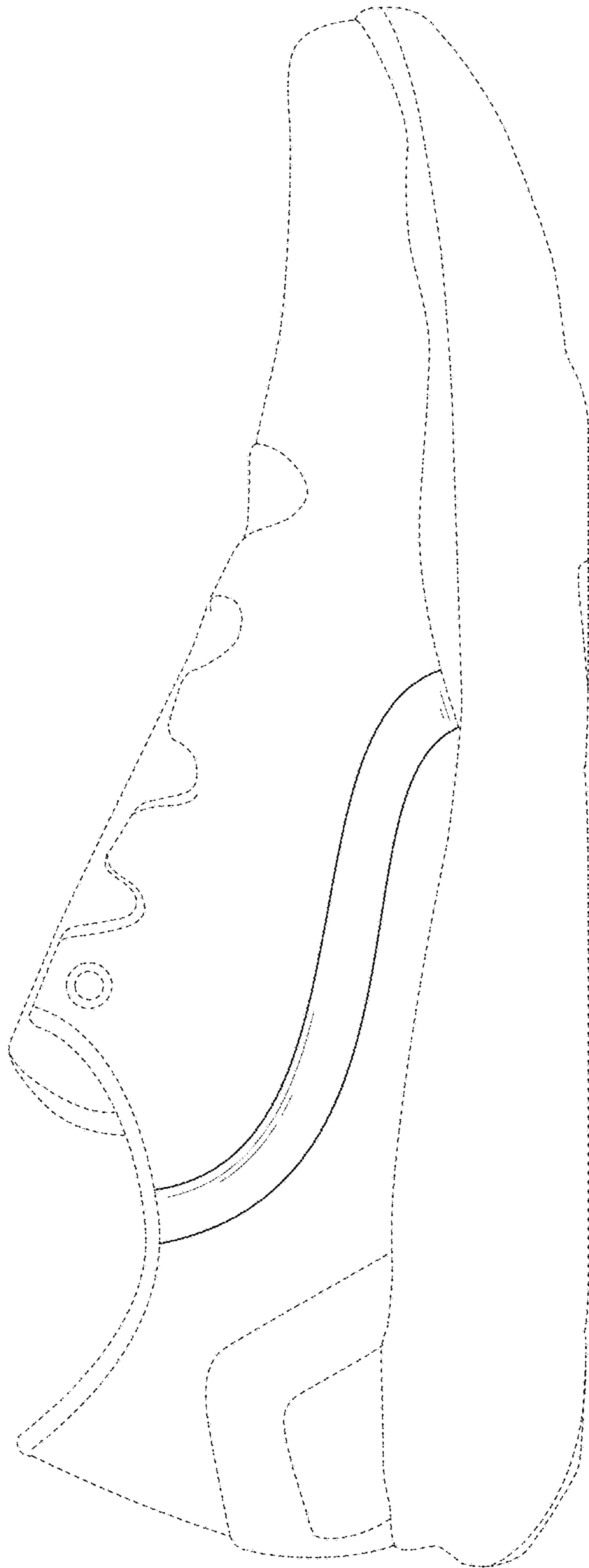


FIG. 3

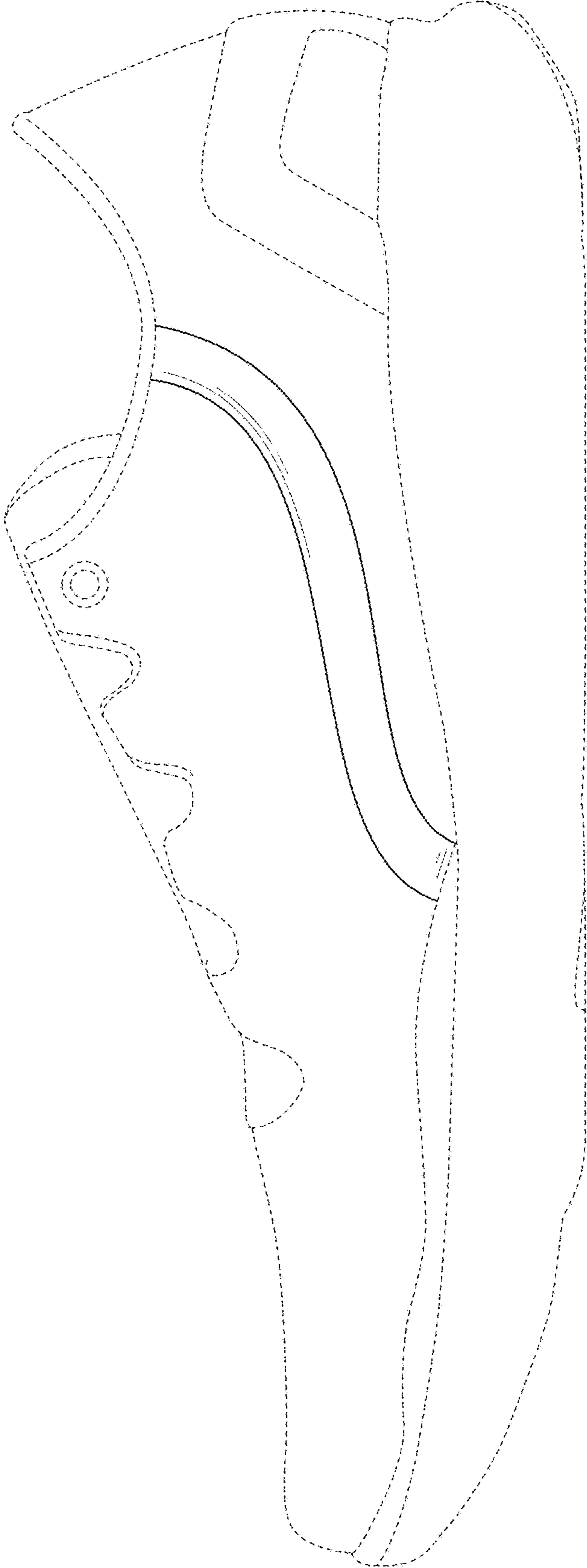


FIG. 4




FIG. 5