



US00D813515S

(12) **United States Design Patent**
Mondesir

(10) **Patent No.:** **US D813,515 S**
(45) **Date of Patent:** **** *Mar. 27, 2018**

(54) **SHOE UPPER**

(71) Applicant: **Converse, Inc.**, Boston, MA (US)

(72) Inventor: **Frantz Mondesir**, Boston, MA (US)

(73) Assignee: **Converse Inc.**, Boston, MA (US)

(*) Notice: This patent is subject to a terminal disclaimer.

(**) Term: **15 Years**

(21) Appl. No.: **29/545,673**

(22) Filed: **Nov. 14, 2015**

(51) **LOC (11) Cl.** **02-99**

(52) **U.S. Cl.**
USPC **D2/972**

(58) **Field of Classification Search**
USPC D2/902, 906-908, 944, 946, 969,
D2/972-974
CPC ... A43B 13/181; A43B 13/141; A43B 13/186;
A43B 13/188; A43B 23/00; A43B 23/02;
A43B 5/00; A43B 23/26; A43B 1/04;
A43B 11/14; A43B 7/00; A43C 1/00;
A43C 11/00
See application file for complete search history.

(56) **References Cited**

U.S. PATENT DOCUMENTS

D229,900 S * 1/1974 Powers D2/907
D229,989 S * 1/1974 Sedley D2/907

D236,560 S * 9/1975 Senter D2/907
D237,426 S * 11/1975 Thornberry D2/907
D237,427 S * 11/1975 Thornberry D2/907
D618,897 S * 7/2010 Liles A43B 3/0078
D2/972
D665,562 S * 8/2012 Di Nucci D2/902
D729,503 S * 5/2015 Carroll D2/902

* cited by examiner

Primary Examiner — Dominic Simone

(74) *Attorney, Agent, or Firm* — Banner & Witcoff, Ltd.

(57) **CLAIM**


The ornamental design for a shoe upper, as shown and described.

DESCRIPTION

FIG. 1 is a front perspective view of a shoe upper showing my new design;
FIG. 2 is a side view thereof;
FIG. 3 is a second side view thereof;
FIG. 4 is a front view thereof; and,
FIG. 5 is a top view thereof.

The broken lines immediately adjacent to the shaded area represent unclaimed boundaries of the design. The eight unshaded circular regions within the shaded area form no part of the claimed design. The broken lines showing the remainder of the shoe are for environmental purposes only and form no part of the claimed design.

1 Claim, 5 Drawing Sheets



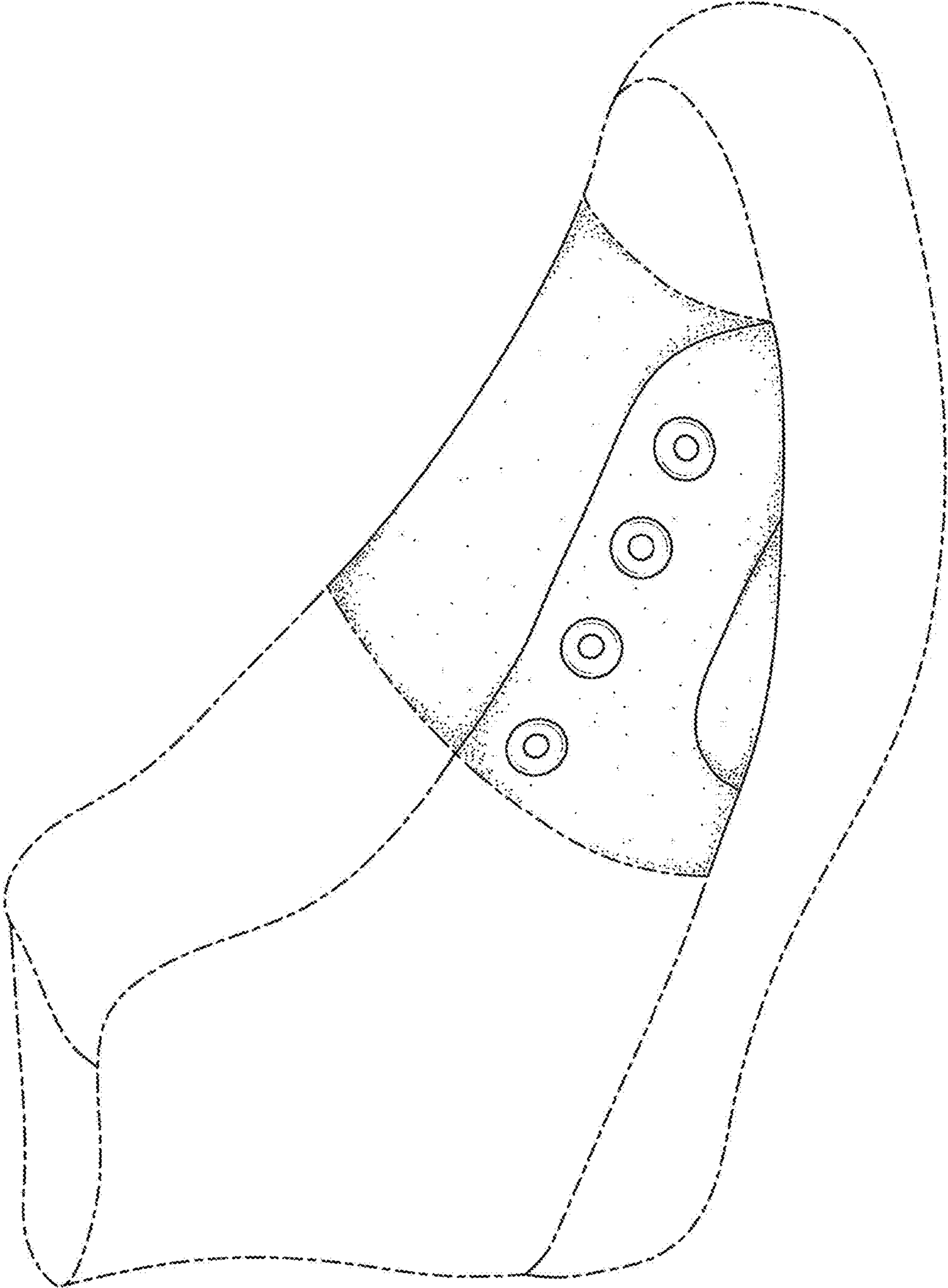


FIG. 1

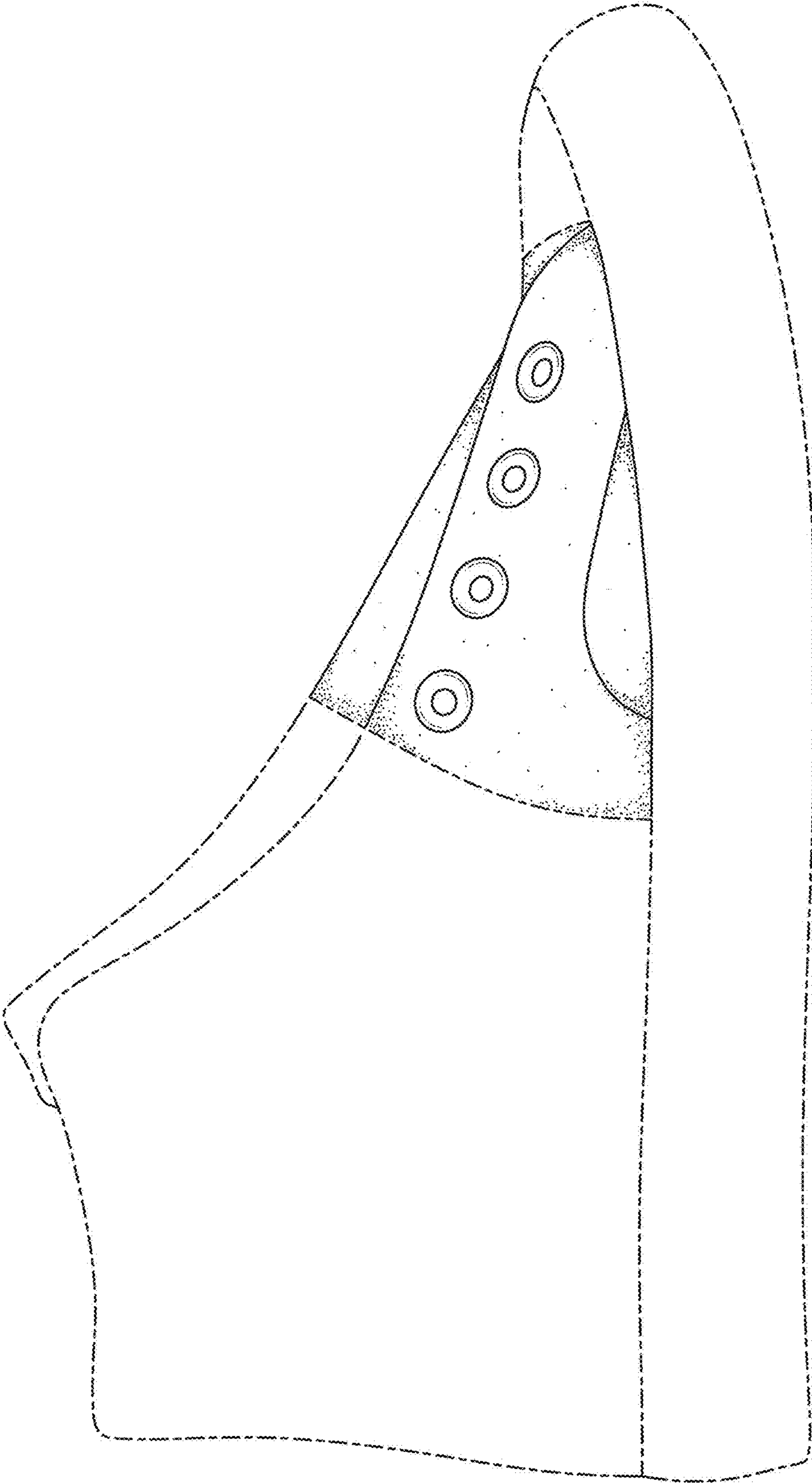


FIG.2

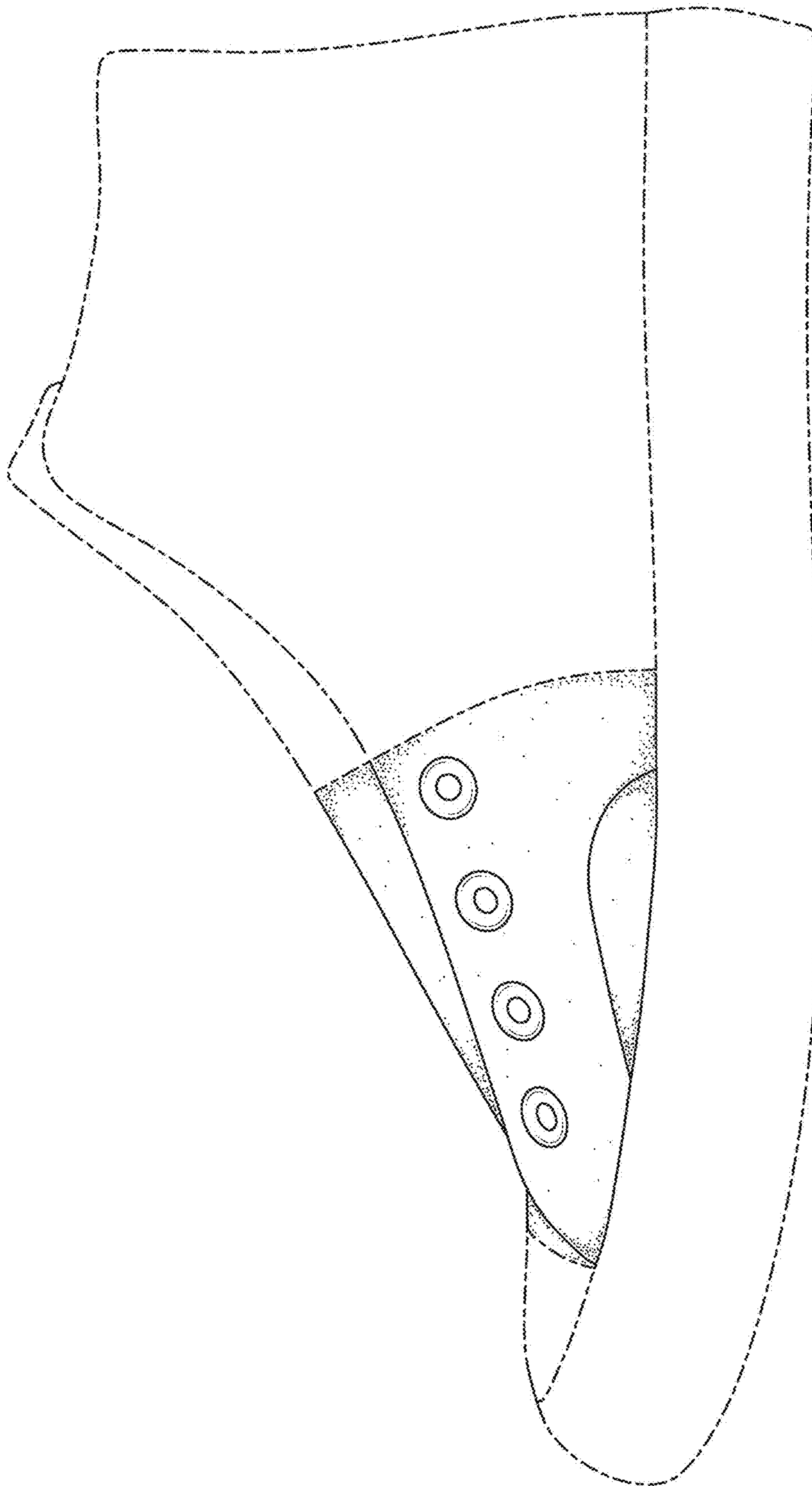


FIG. 3

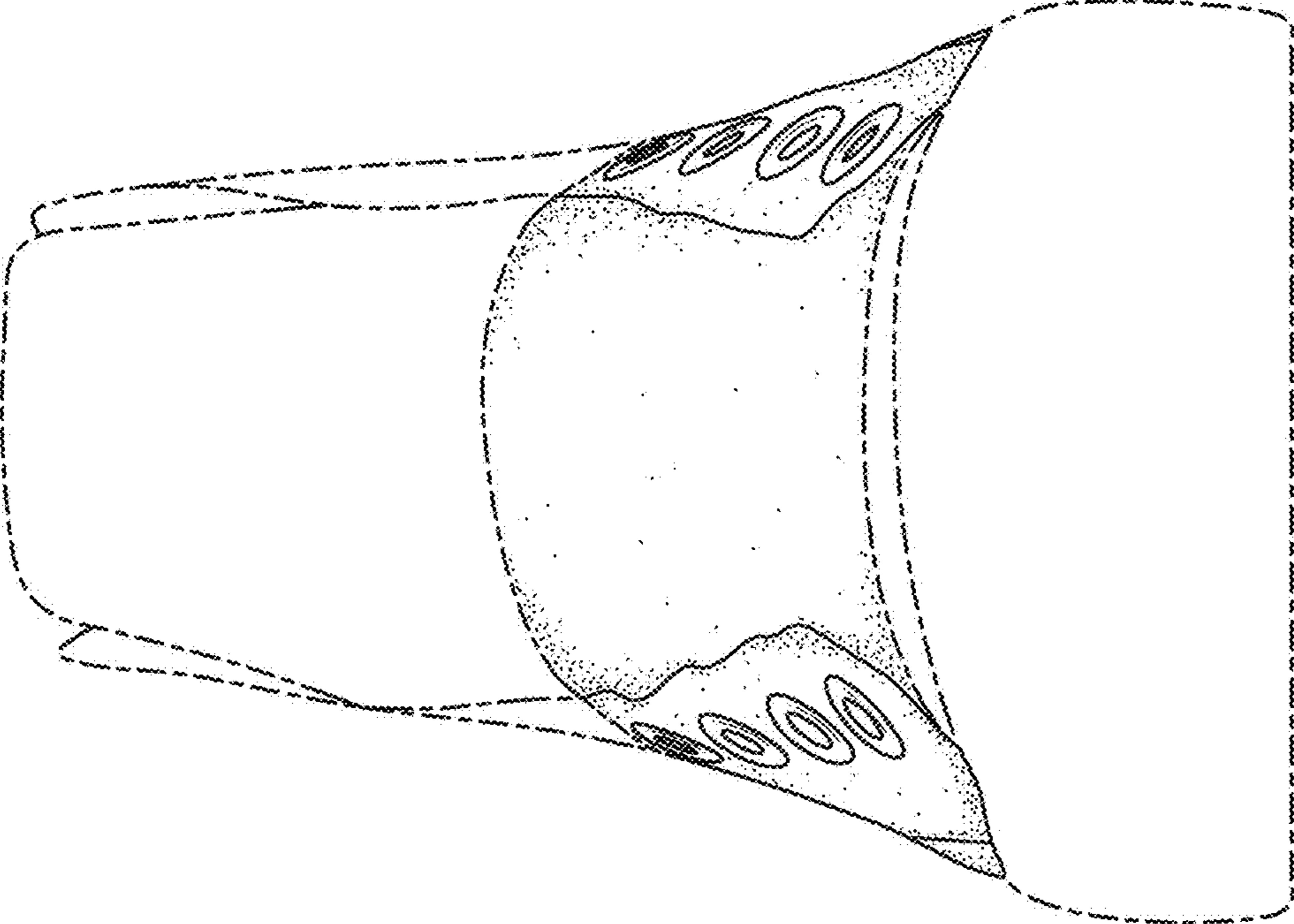


FIG. 4

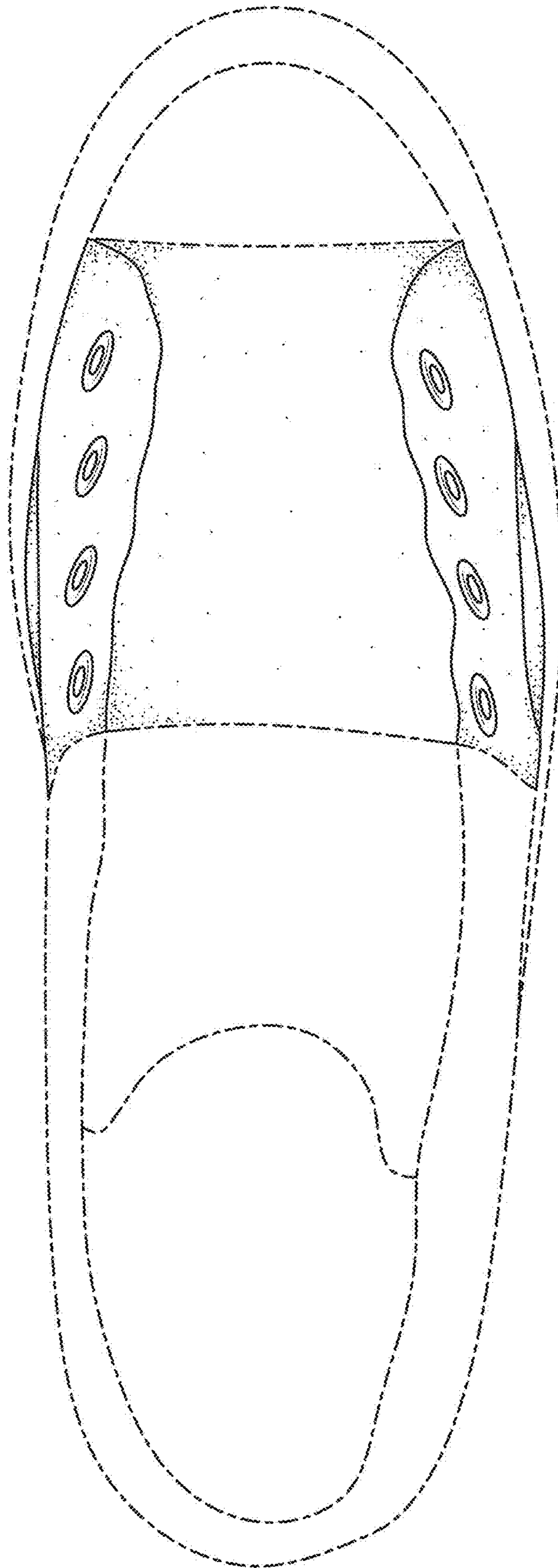


FIG. 5