



US00D813508S

(12) **United States Design Patent** (10) **Patent No.:** **US D813,508 S**
Weeks (45) **Date of Patent:** **** Mar. 27, 2018**

- (54) **SHOE MIDSOLE PERIPHERY**
- (71) Applicant: **Skechers U.S.A., Inc. II**, Manhattan Beach, CA (US)
- (72) Inventor: **John Maxwell Weeks**, Los Angeles, CA (US)
- (73) Assignee: **SKECHERS U.S.A., INC. II**, Manhattan Beach, CA (US)
- (**) Term: **15 Years**
- (21) Appl. No.: **29/621,406**
- (22) Filed: **Oct. 6, 2017**

Related U.S. Application Data

- (62) Division of application No. 29/584,394, filed on Nov. 14, 2016, now Pat. No. Des. 799,183.
- (51) **LOC (11) Cl.** **02-04**
- (52) **U.S. Cl.**
USPC **D2/947**
- (58) **Field of Classification Search**
USPC D2/902, 906, 908, 916, 918, 925, D2/946-962, 977; 36/3 B, 22 R, 24.5, 36/25 R, 28, 32 R, 34 R, 59 C, 67 A, 103
CPC A43B 13/00; A43B 13/02; A43B 13/023; A43B 13/026; A43B 13/04; A43B 13/08; A43B 13/10; A43B 13/12; A43B 13/14; A43B 13/141; A43B 13/143; A43B 13/16; A43B 13/18; A43B 13/181; A43B 13/187; A43B 13/189; A43B 13/20; A43B 13/22; A43B 13/223; A43B 13/24; A43B 13/28; A43B 13/30; A43B 13/32; A43B 13/34; A43B 13/36

See application file for complete search history.

(56) **References Cited**

U.S. PATENT DOCUMENTS

D64,898 S *	6/1924	Gunlock	36/32 R
2,180,924 A *	11/1939	Dunbar	A43B 1/02 36/14
D158,361 S	5/1950	Diller		
D333,556 S	3/1993	Purdom		
D340,797 S *	11/1993	Pallera	D2/960
D350,222 S	9/1994	Hase		
D356,438 S *	3/1995	Opie	D2/951
D460,852 S *	7/2002	Daudier	D2/897
D494,343 S	8/2004	Morris		
6,957,504 B2 *	10/2005	Morris	A43B 1/0027 36/1
D569,082 S	5/2008	Hatfield et al.		
D569,590 S	5/2008	Hatfield et al.		
D571,085 S	6/2008	McClaskie		
D572,462 S	7/2008	Hatfield et al.		
D573,331 S	7/2008	Hatfield et al.		
D573,332 S	7/2008	Hatfield et al.		
D586,090 S	2/2009	Turner et al.		
D607,186 S	1/2010	McDonald		

(Continued)

Primary Examiner — T. Chase Nelson

(74) *Attorney, Agent, or Firm* — Marshall A. Lerner; Marvin H. Kleinberg; Kleinberg & Lerner, LLP

(57) **CLAIM**

The ornamental design for a shoe midsole periphery, as shown and described.

DESCRIPTION

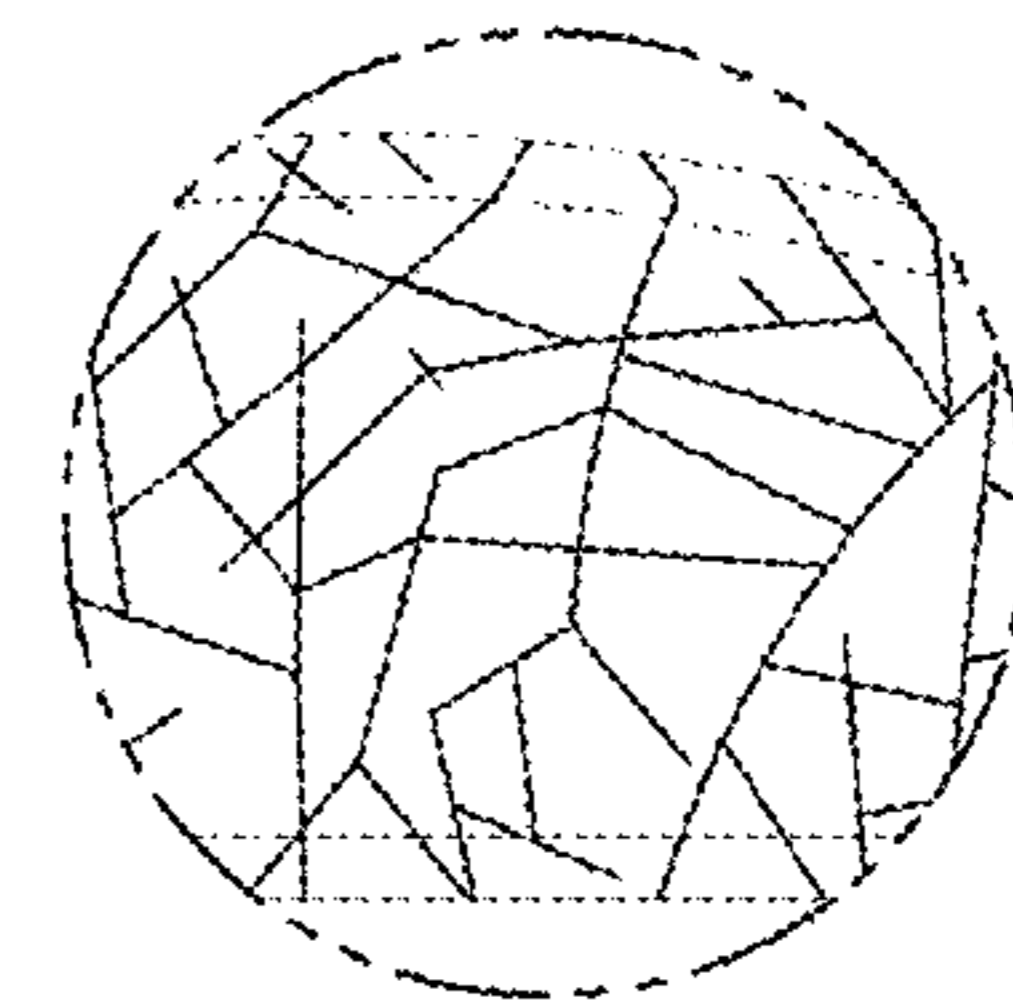
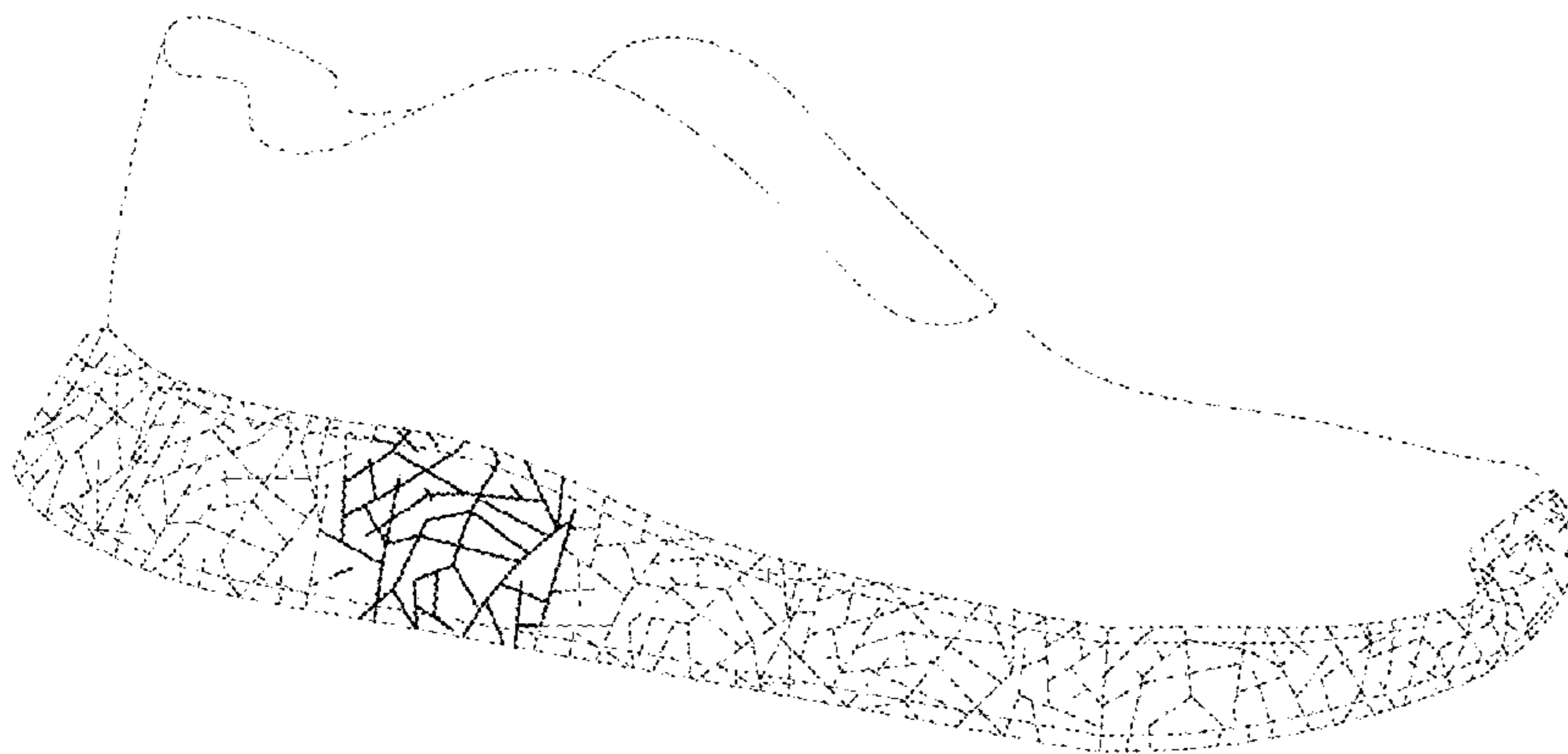
FIG. 1 is a perspective view of a shoe midsole periphery in accordance with my new design.

FIG. 2 is a left side view thereof; and,

FIG. 3 is an enlarged view of the portion labeled 3 of the shoe midsole periphery of FIG. 2.

The broken lines shown in the drawings represent portions of the shoe midsole periphery and shoe upper that form no part of the claimed design. The circular broken line boundary in FIGS. 2 and 3 also forms no part of the claimed design.

1 Claim, 2 Drawing Sheets



(56)

References Cited

U.S. PATENT DOCUMENTS

D607,190 S 1/2010 McClaskie
 D611,238 S 3/2010 McDonald
 D615,284 S 5/2010 McDonald
 D617,084 S 6/2010 McDonald
 D627,957 S 11/2010 Dean
 D633,287 S 3/2011 Skaja
 D634,918 S 3/2011 Katz et al.
 D635,748 S 4/2011 Katz et al.
 D636,569 S 4/2011 McMillan
 D650,159 S 12/2011 Avar
 D659,364 S 5/2012 Jolicoeur
 D674,173 S 1/2013 Bramani et al.
 D689,680 S * 9/2013 Chang D2/951
 D694,499 S 12/2013 Williams, Jr.
 D696,848 S 1/2014 Hardman
 D707,935 S * 7/2014 Williams, Jr. D2/951
 D709,680 S 7/2014 Herath
 D710,579 S 8/2014 Williams, Jr.
 D714,035 S 9/2014 O'Connor
 D716,027 S * 10/2014 Kirschner D2/951
 D723,777 S * 3/2015 Cin D2/951
 D725,878 S 4/2015 Teng-Lee
 D738,093 S 9/2015 Woodman
 D739,131 S * 9/2015 Del Biondi D2/951
 D740,003 S 10/2015 Herath
 D740,004 S 10/2015 Hoellmueller et al.
 D744,212 S 12/2015 Boudreau et al.
 D758,056 S 6/2016 Galway et al.
 D759,363 S 6/2016 Lane, III
 D761,543 S * 7/2016 Granger D2/961
 D762,366 S * 8/2016 Granger D2/961
 D762,368 S * 8/2016 Granger D2/961
 D765,362 S 9/2016 Kuerbis
 9,456,656 B2 * 10/2016 Cross A43B 13/181
 D770,739 S 11/2016 Nethongkome
 D771,921 S * 11/2016 Granger D2/961
 D771,922 S * 11/2016 Granger D2/961
 D776,410 S 1/2017 Galway et al.
 9,538,811 B2 * 1/2017 Cross A43B 13/02
 D778,554 S * 2/2017 VanHook D2/947

D778,567 S * 2/2017 Granger D2/961
 D779,186 S 2/2017 Kim et al.
 9,635,903 B2 * 5/2017 Lawless A43B 3/0073
 D788,417 S * 6/2017 Cin D2/947
 D789,053 S * 6/2017 Ruark D2/947
 D790,185 S * 6/2017 Sokol D2/951
 9,668,542 B2 * 6/2017 Lawless A43B 13/141
 9,681,703 B2 * 6/2017 Cross A43B 13/223
 D794,298 S * 8/2017 Greenspan D2/951
 9,723,894 B2 * 8/2017 Wright A43B 13/14
 9,775,408 B2 * 10/2017 Cross A43B 13/223
 9,788,600 B2 * 10/2017 Wawrousek A43B 13/181
 9,788,606 B2 * 10/2017 Reinhardt B29D 35/142
 9,795,186 B2 * 10/2017 Reinhardt B29D 35/0054
 2013/0291409 A1 * 11/2013 Reinhardt A43B 13/04
 36/30 R
 2015/0075033 A1 * 3/2015 Cross A43B 13/22
 36/103
 2015/0245683 A1 * 9/2015 Cross B32B 27/065
 36/103
 2015/0245685 A1 * 9/2015 Cross A43B 13/187
 36/104
 2016/0044992 A1 * 2/2016 Reinhardt A43B 7/1465
 36/88
 2016/0249704 A1 * 9/2016 Aoki A43B 5/14
 36/131
 2016/0278481 A1 * 9/2016 Le A43B 13/188
 2016/0295955 A1 * 10/2016 Wardlaw A43B 7/28
 2017/0042285 A1 * 2/2017 Lawless A43B 13/181
 2017/0042288 A1 * 2/2017 Lawless A43B 13/141
 2017/0068774 A1 * 3/2017 Cluckers A61B 5/743
 2017/0099907 A1 * 4/2017 Cin A43B 13/223
 2017/0105478 A1 * 4/2017 Cross A43B 13/141
 2017/0112235 A1 * 4/2017 Cross A43B 13/28
 2017/0135441 A1 * 5/2017 Cross A43B 13/186
 2017/0224052 A1 * 8/2017 Lawless A43B 13/141
 2017/0224053 A1 * 8/2017 Truelsen A43B 13/223
 2017/0253710 A1 * 9/2017 Smith A43B 13/04
 2017/0258178 A1 * 9/2017 Cross A43B 13/125
 2017/0258180 A1 * 9/2017 Cross A43B 13/187
 2017/0259474 A1 * 9/2017 Holmes A43B 13/04

* cited by examiner

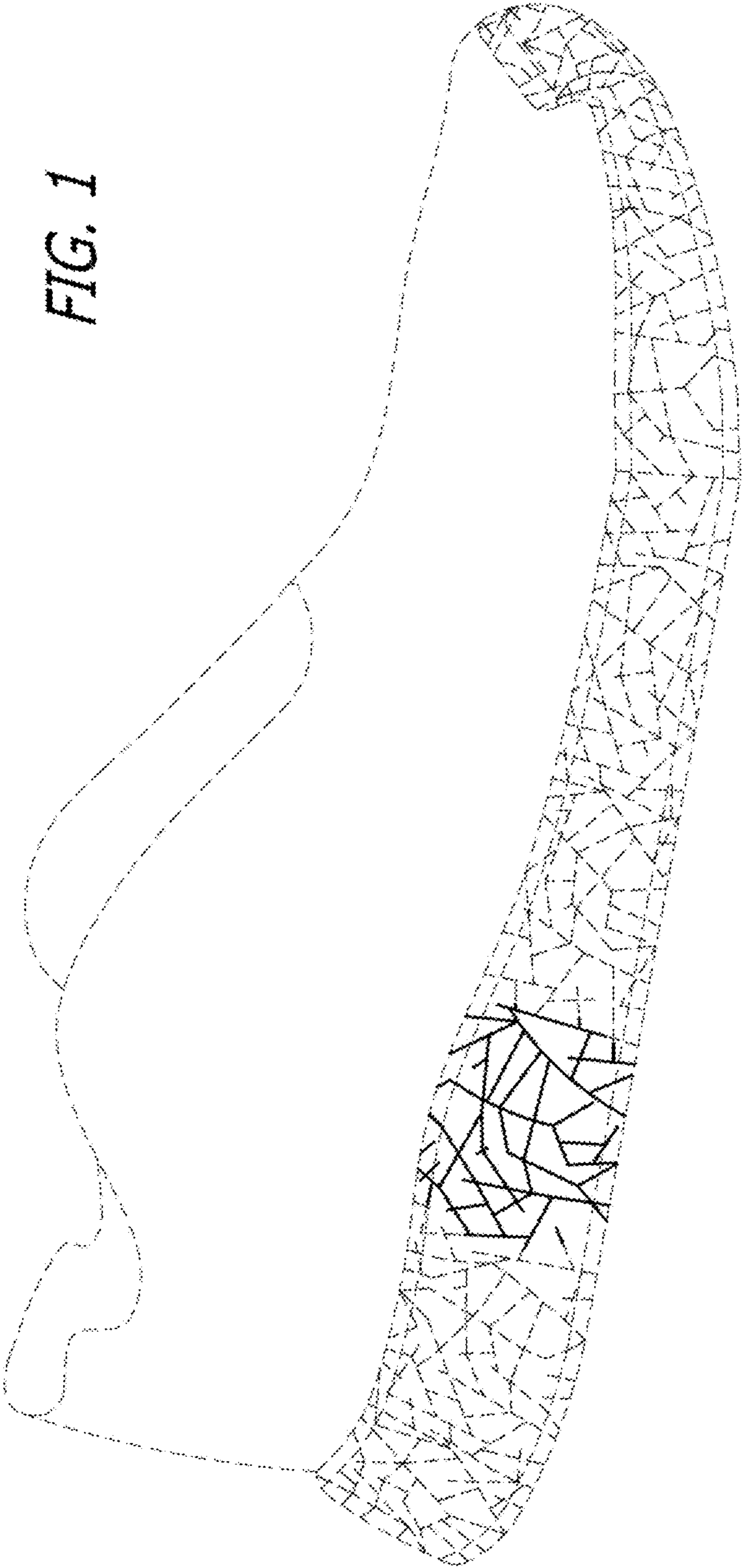


FIG. 1

FIG. 2

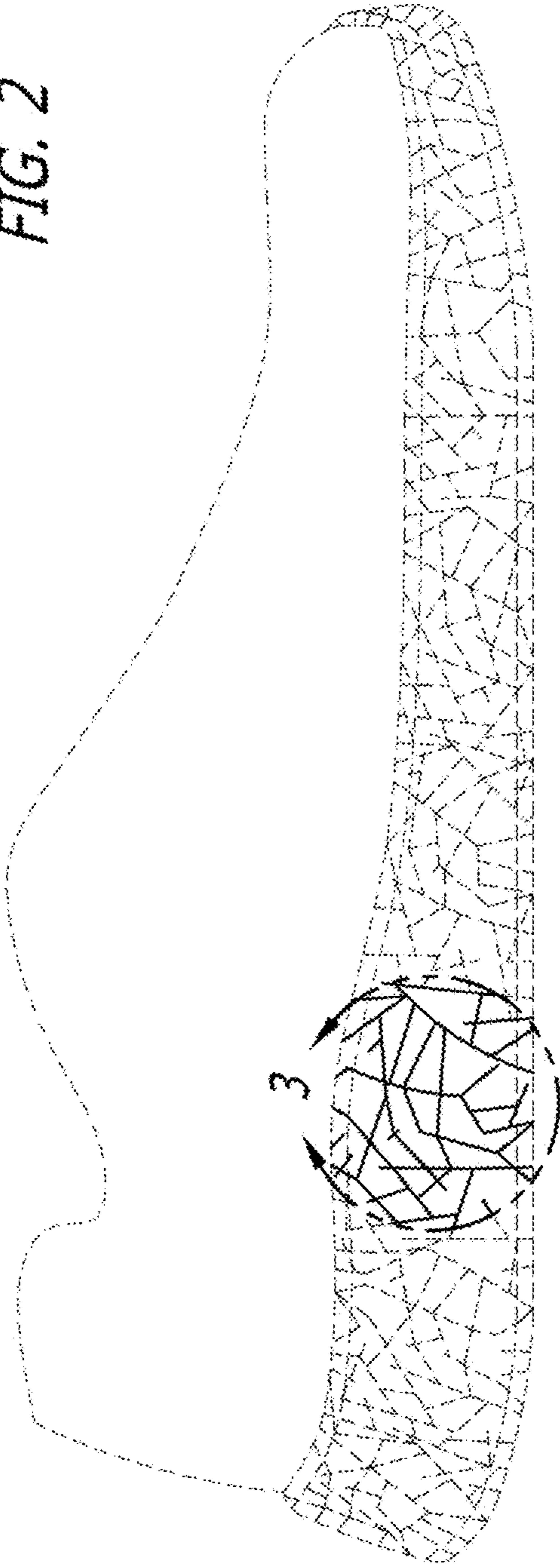


FIG. 3

