



US00D813499S

(12) **United States Design Patent**
Leemet

(10) **Patent No.:** **US D813,499 S**
(45) **Date of Patent:** **** Mar. 27, 2018**

(54) **HAT**
(71) Applicant: **BREDEN KIDS OÜ**, Lääne Maakond (EE)
(72) Inventor: **Merle Leemet**, Lääne-Nigula vald (EE)
(**) Term: **15 Years**
(21) Appl. No.: **35/501,695**
(22) Filed: **Jul. 25, 2016**
(80) **Hague Agreement Data**
Int. Filing Date: **Jul. 25, 2016**
Int. Reg. No.: **DM/092730**
Int. Reg. Date: **Jul. 25, 2016**
Int. Reg. Pub. Date: **Oct. 14, 2016**

(30) **Foreign Application Priority Data**
Jan. 26, 2016 (WO) DM/089105
(51) **LOC (11) Cl.** **02-03**
(52) **U.S. Cl.**
USPC **D2/866**
(58) **Field of Classification Search**
USPC D2/865–868, 870, 874, 877, 878, 879, D2/880, 881, 882, 889, 891; D29/102–110
CPC .. A42B 1/12; A42B 1/066; A42B 3/00; A42B 3/08; A42B 1/046; A42B 1/045; A42B 1/048; A42B 1/004; A42B 1/062
See application file for complete search history.

(56) **References Cited**
U.S. PATENT DOCUMENTS
2,998,611 A * 9/1961 Schuessler A42B 1/046 2/181.4
3,307,202 A * 3/1967 Schuessler A42B 1/066 2/173

3,747,124 A * 7/1973 Zientara A42B 1/046 2/173
D257,448 S * 10/1980 Johnson, Jr. D2/889
D277,426 S * 2/1985 Eisinger D2/879
D331,300 S * 11/1992 Fountain D29/108
D339,676 S * 9/1993 Geving D2/500
5,765,230 A * 6/1998 Sivret A42B 1/046 2/202
D429,550 S * 8/2000 Woodward D2/878
D446,908 S * 8/2001 Egnew D2/865
7,137,150 B2 * 11/2006 Larson A42B 1/046 2/202
7,188,374 B2 * 3/2007 Carey A42B 1/046 2/173
D558,956 S * 1/2008 Pritchett D2/878
D563,081 S * 3/2008 Van Trojen D2/866
D595,033 S * 6/2009 Lynn D2/882
7,603,724 B2 * 10/2009 Mickle A42B 1/046 2/173

(Continued)

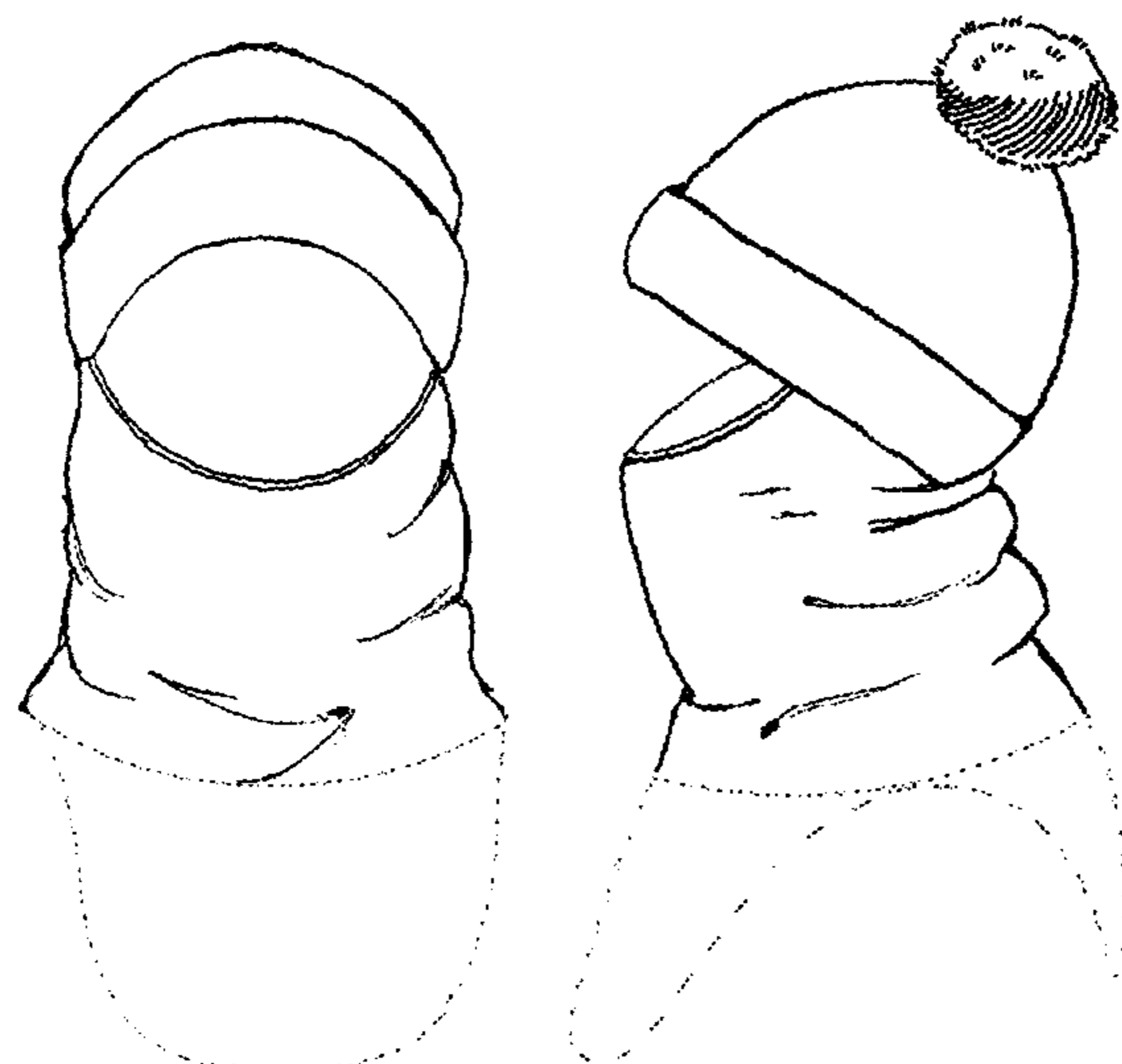
Primary Examiner — George D Kirschbaum
Assistant Examiner — Jennifer Watkins

(57) **CLAIM**
The ornamental design for hat, as shown and described.

DESCRIPTION

1.-3. Hats
Fig. 1.1 is a front view of a hat showing our new design.
Fig. 1.2 is a side view thereof; and
Fig. 1.3 is a rear view thereof.
Fig. 2.1 is a front view showing a second embodiment of the hat of figure 1.1.
Fig. 2.2 is a side view thereof; and
Fig. 2.3 is a rear view thereof.
Fig. 3.1 is a front view of a third embodiment of the hat of figure 1.1.
Fig. 3.2 is a side view thereof; and
Fig. 3.3 is a rear view thereof.
The broken line showing of a hat is for the purpose of illustrating portions of the article and forms no part of the claim.

1 Claim, 9 Drawing Sheets



(56)

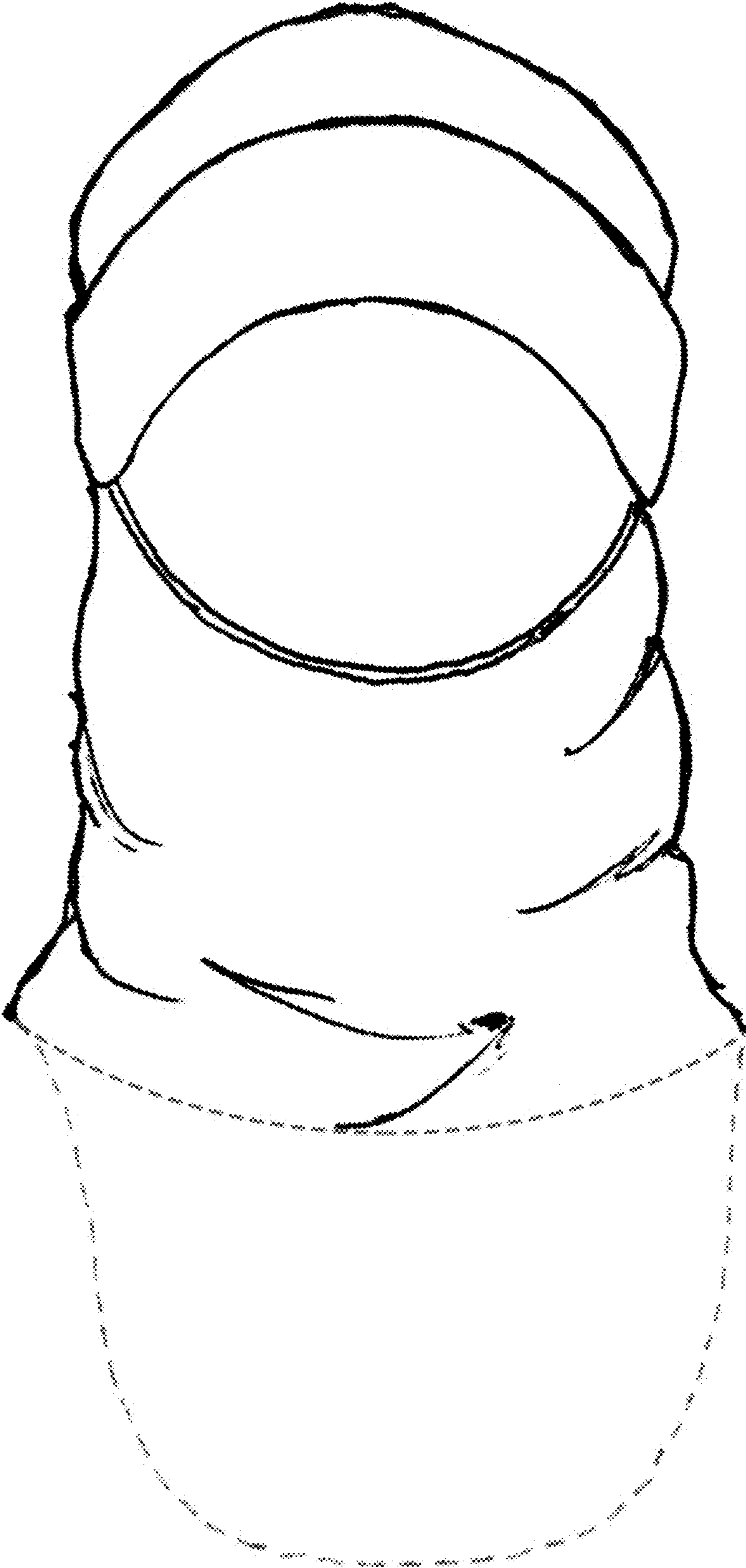
References Cited

U.S. PATENT DOCUMENTS

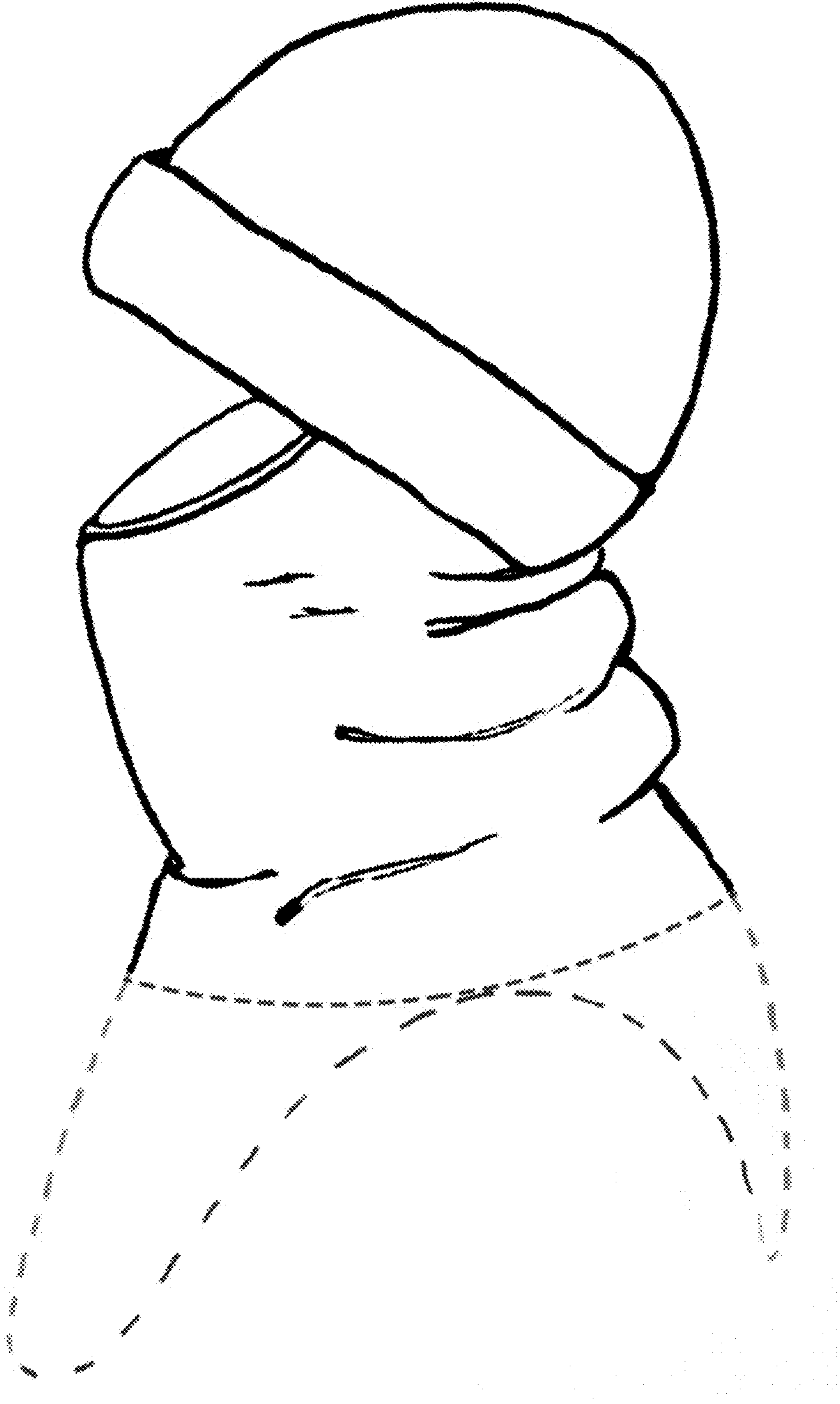
D641,139	S *	7/2011	Shearer	D2/831
D668,435	S *	10/2012	Smith	D2/866
D675,403	S *	2/2013	McGoogan	D2/878
D685,161	S *	7/2013	Sun	D2/866
D699,018	S *	2/2014	Shehadeh	D2/600
D712,097	S *	8/2014	Sullivan, Jr.	A41D 13/1146 D29/108
D722,744	S *	2/2015	Brown	D2/866
D733,406	S *	7/2015	Averahami	D2/889
D751,768	S *	3/2016	Kim	D29/108
D758,703	S *	6/2016	Shehadeh	D2/878
D784,660	S *	4/2017	Garcia	D2/865
2006/0085881	A1 *	4/2006	Gellis	A41D 13/11 2/9
2014/0304887	A1 *	10/2014	Ilges	A42B 1/046 2/172

* cited by examiner

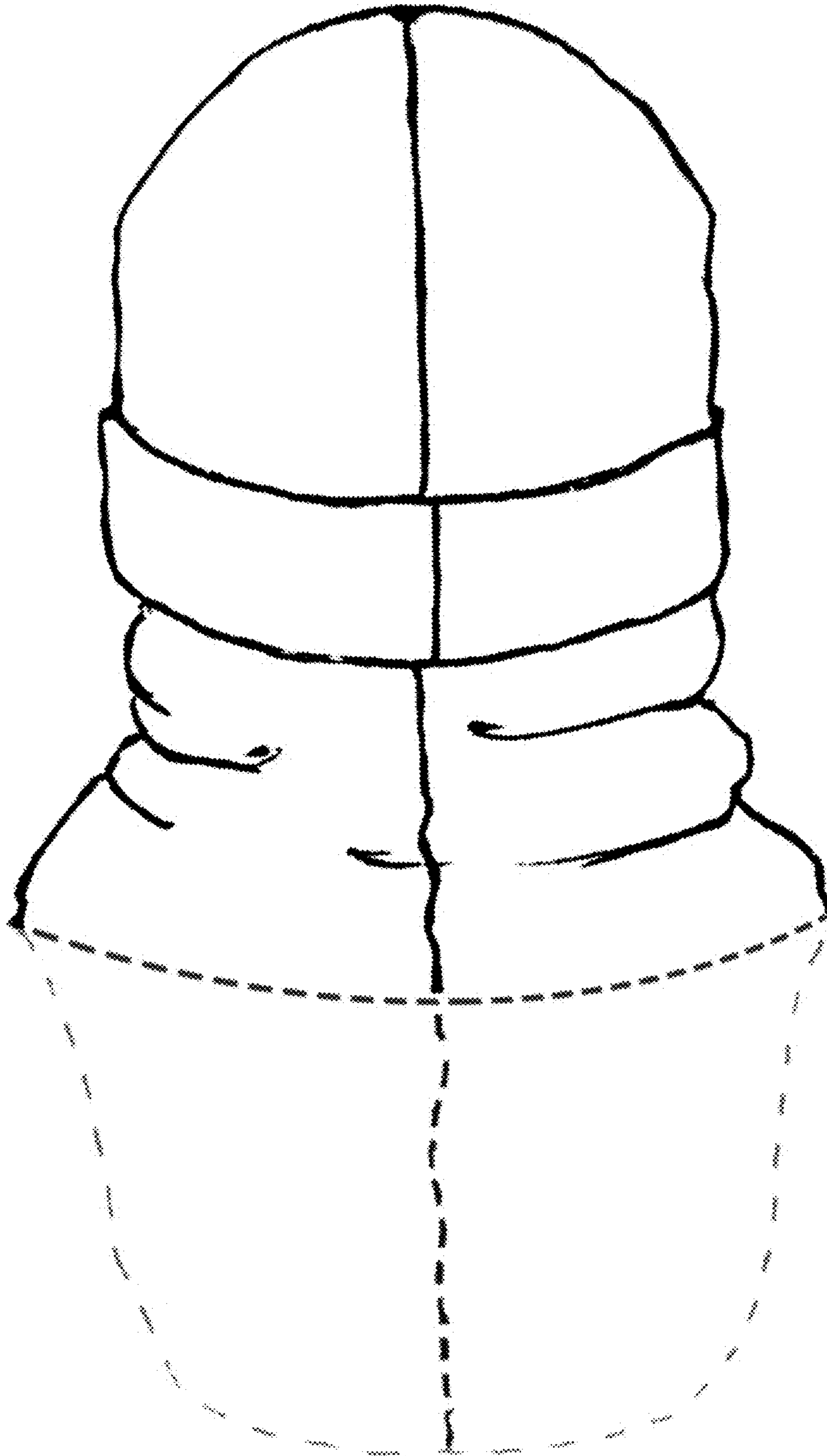
1.1



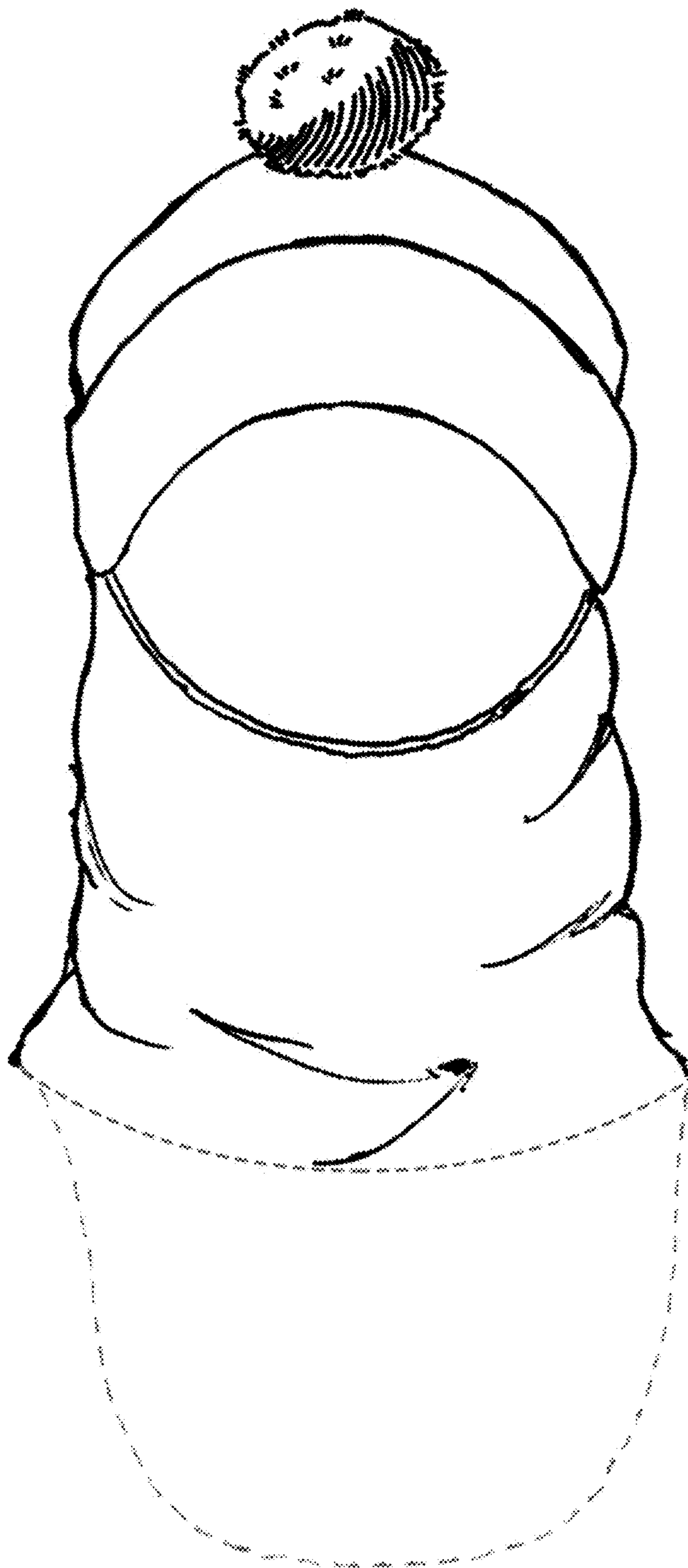
1.2



1.3



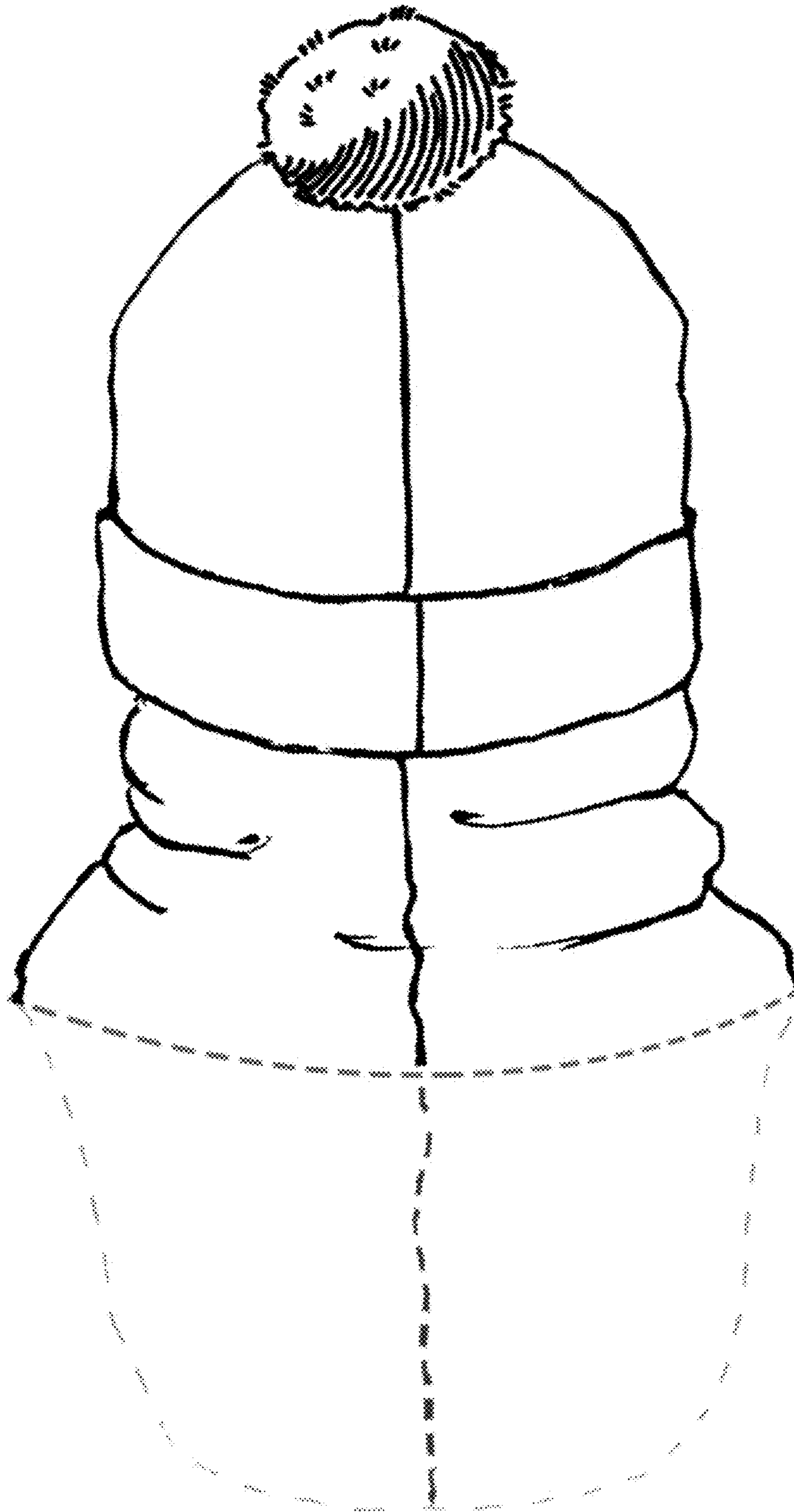
2.1



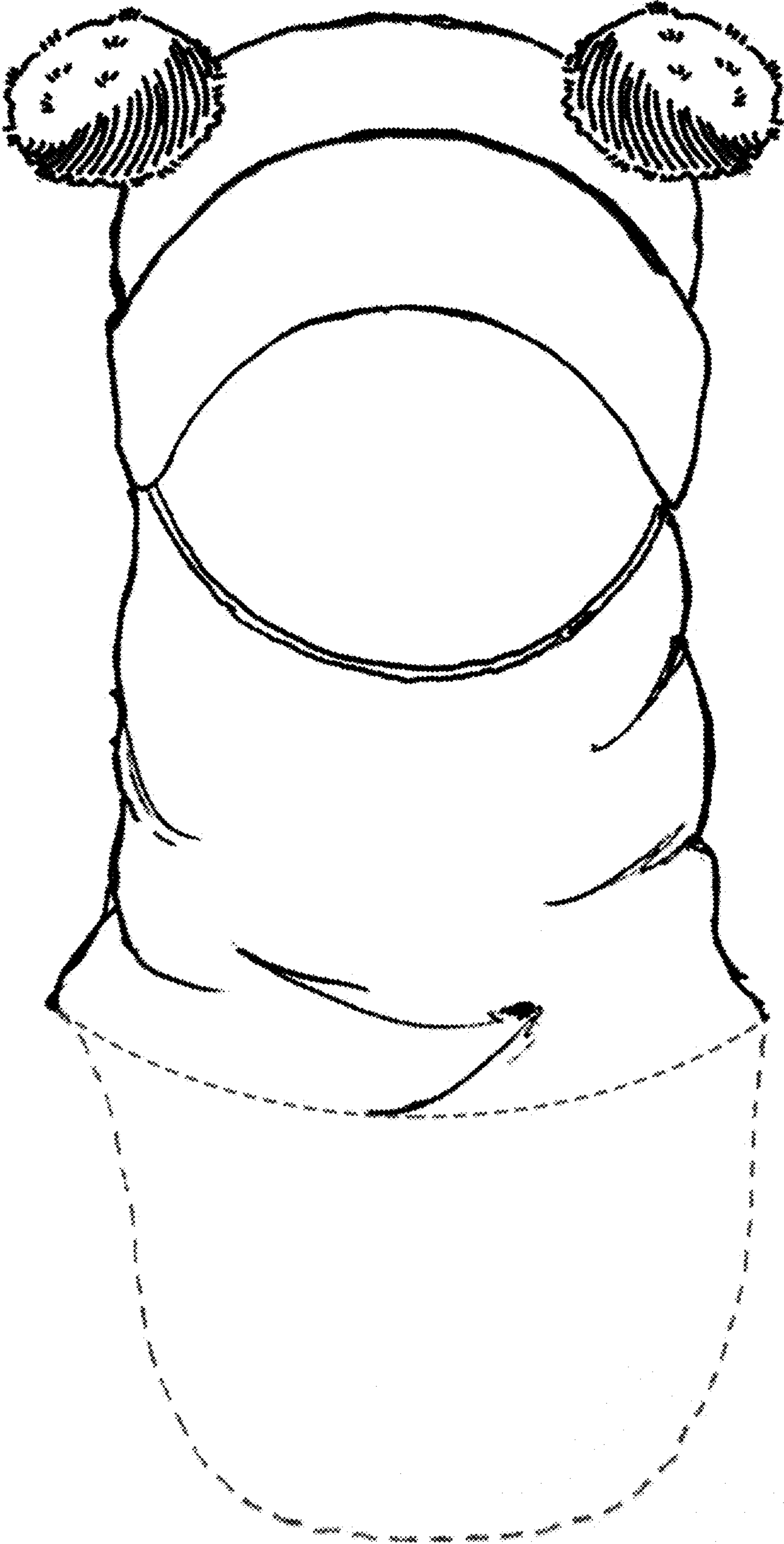
2.2



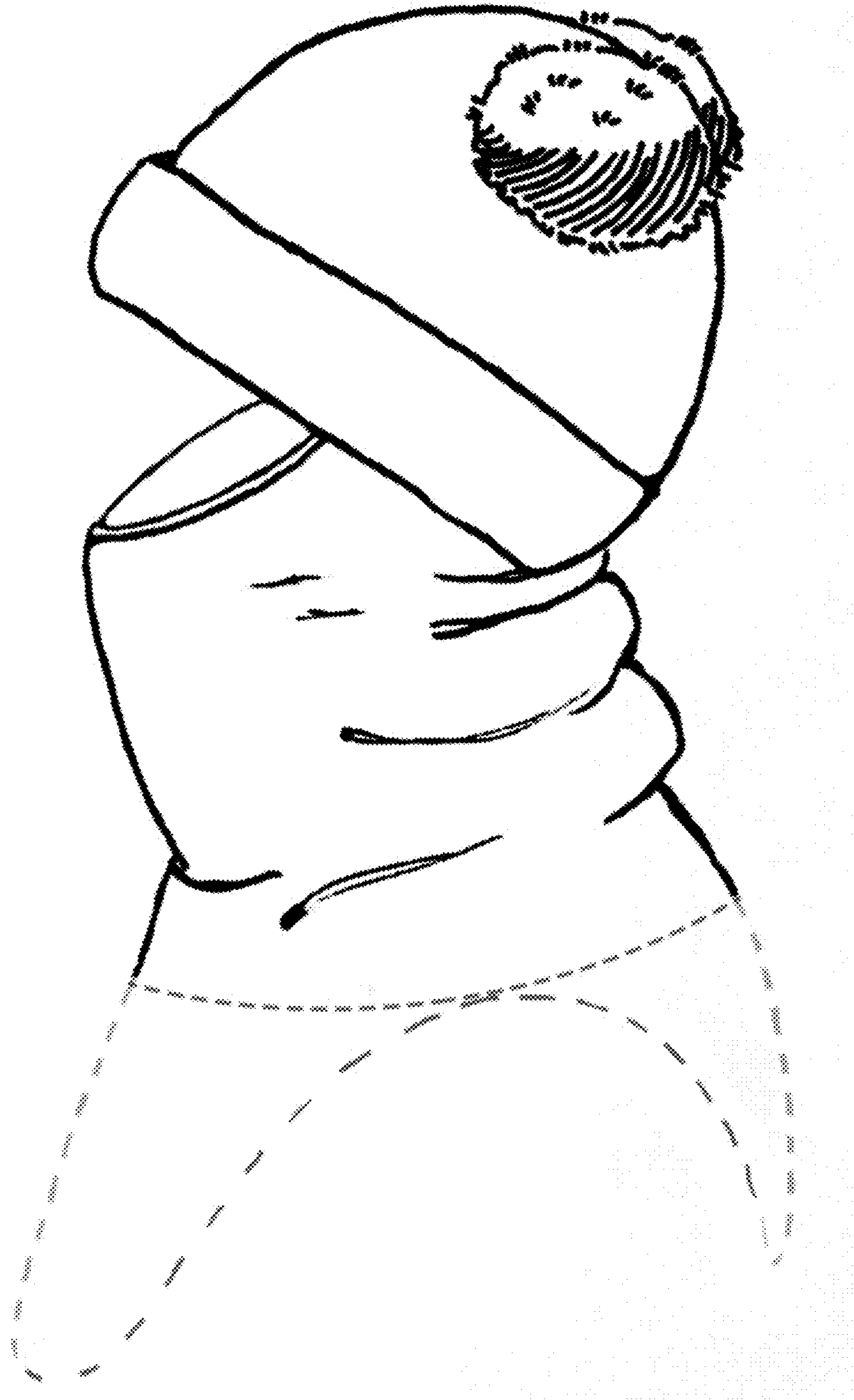
2.3



3.1



3.2



3.3

