



US00D813496S

(12) **United States Design Patent**
Yeoh

(10) **Patent No.:** **US D813,496 S**
(45) **Date of Patent:** **** Mar. 27, 2018**

(54) **H-TYPE PANT**

(71) Applicant: **SJ CIRCLE SDN BHD**, Kulim, Kedah
Darul Aman (MY)

(72) Inventor: **Sew Jin Yeoh**, Butterworth (MY)

(73) Assignee: **SJ CIRCLE SDN BHD**, Kulim Kedah
Darul Aman (MY)

(**) Term: **15 Years**

(21) Appl. No.: **29/569,792**

(22) Filed: **Jun. 30, 2016**

(30) **Foreign Application Priority Data**

Dec. 31, 2015 (MY) 15-E0245-0101

(51) **LOC (11) Cl.** **02-01**

(52) **U.S. Cl.**
USPC **D2/712**

(58) **Field of Classification Search**
USPC D2/712, 700, 731, 815; 2/400
CPC A41B 9/00; A41B 9/002; A41B 9/004;
A41B 9/04; A41D 9/62; A41D 9/065
See application file for complete search history.

(56) **References Cited**

U.S. PATENT DOCUMENTS

- 4,660,554 A * 4/1987 Wright A41B 9/004
602/67
- D369,309 S * 4/1996 Marbach D10/114.9
- D446,379 S * 8/2001 Taylor D99/29
- D487,182 S * 3/2004 Wilson-Robinson D2/712
- D584,880 S * 1/2009 Ingrassia D2/712
- D585,182 S * 1/2009 Hodges D2/712

- D603,285 S * 11/2009 Flett D10/114.9
- D633,689 S * 3/2011 Hunt A61F 13/491
D2/712
- D702,917 S * 4/2014 White D2/712
- D733,997 S * 7/2015 Brown D2/731
- D756,068 S * 5/2016 Astin D2/712
- D760,993 S * 7/2016 Dawkins D2/712
- D768,356 S * 10/2016 Grant D2/712
- D768,958 S * 10/2016 Dickson D2/712
- D795,529 S * 8/2017 Dunson D2/712
- 2005/0010994 A1 * 1/2005 Lee A41B 9/00
2/408
- 2014/0196196 A1 * 7/2014 Lee A41B 9/14
2/400
- 2014/0259305 A1 * 9/2014 Martin A41B 9/001
2/401
- 2016/0295927 A1 * 10/2016 Essery A41B 9/14
- 2017/0251730 A1 * 9/2017 Landi A41B 9/12

* cited by examiner

Primary Examiner — Robin V Webster

Assistant Examiner — James C Thorn, Sr.

(74) *Attorney, Agent, or Firm* — Hamre, Schumann,
Mueller & Larson, P.C.

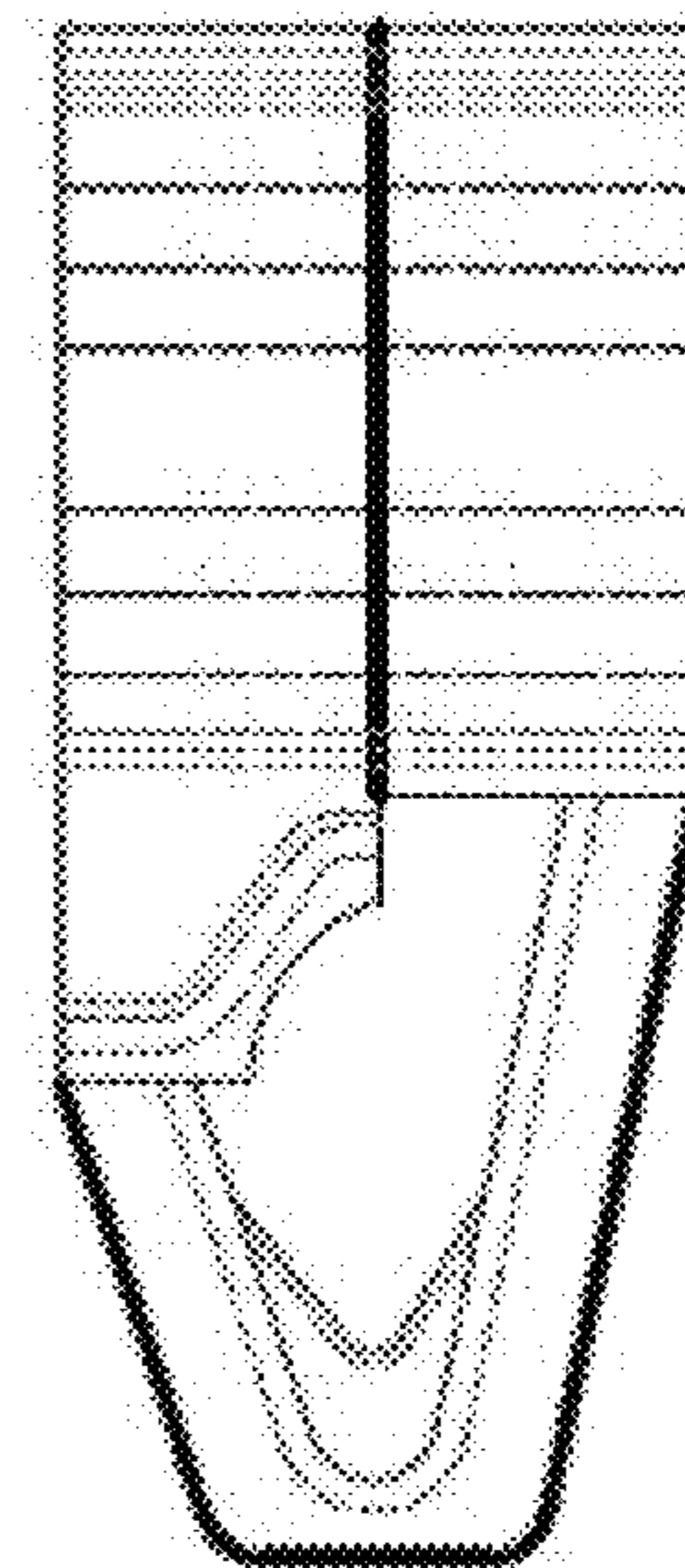

(57) **CLAIM**

The ornamental design for a H-type pant, as shown and described.

DESCRIPTION

FIG. 1 is a front view of an H-type pant.
FIG. 2 is a back view of the H-type pant depicted in FIG. 1.
FIG. 3 is left side view of the H-type pant depicted in FIG. 1; and,
FIG. 4 is a top view of the H-type pant depicted in FIG. 1.
The broken lines shown in the drawings represent heat seal or glue lines in the non-woven fabric.

1 Claim, 4 Drawing Sheets






FIG. 1




FIG. 2

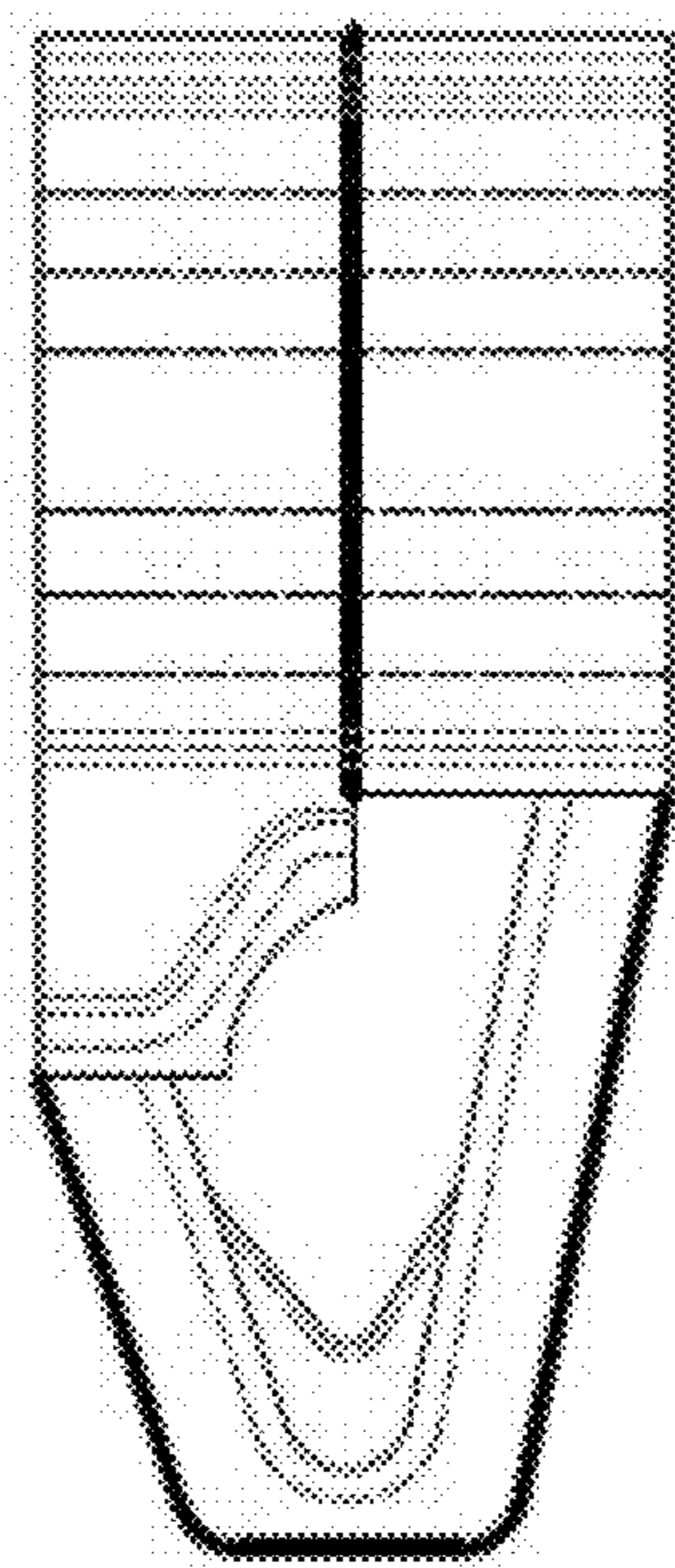


FIG. 3




FIG. 4