



US00D813461S

(12) **United States Design Patent** (10) **Patent No.:** **US D813,461 S**
Stoka (45) **Date of Patent:** **** Mar. 20, 2018**

(54) FALSE EYELASH	4,029,111 A * 6/1977 Barton A41G 5/02 132/53
(71) Applicant: One Two Cosmetics, LLC , Miami, FL (US)	D278,086 S * 3/1985 Greenberg D11/1 D510,159 S * 9/2005 Song D28/92 D632,018 S * 2/2011 Nguyen D28/92 D632,019 S * 2/2011 Nguyen D28/92 D642,744 S * 8/2011 Hunt-Larder D28/32 D659,288 S * 5/2012 Kim D28/92 D668,390 S * 10/2012 Hamazaki D28/92 D669,637 S * 10/2012 Endsley D28/92 D670,030 S * 10/2012 Nguyen D28/92 D670,031 S * 10/2012 Nguyen D28/92 D672,510 S * 12/2012 Hamazaki D28/92 D685,135 S * 6/2013 Jazwinski D28/92 D715,998 S * 10/2014 Hamazaki A41G 5/02 D28/92
(72) Inventor: Katy Stoka , Miami Beach, FL (US)	D723,221 S * 2/2015 Hamazaki A41G 5/02 D28/92
(73) Assignee: ONE TWO COSMETICS, LLC , Miami Beach, FL (US)	D771,318 S * 11/2016 Taff D28/92 D790,771 S * 6/2017 Stoka D28/92 2002/0198597 A1 * 12/2002 Godfrey A41G 5/02 623/15.11
(**) Term: 15 Years	
(21) Appl. No.: 35/001,181	
(22) Filed: Apr. 1, 2016	
(80) Hague Agreement Data	
Int. Filing Date: Apr. 1, 2016	
Int. Reg. No.: DM/090827	
Int. Reg. Date: Apr. 1, 2016	
Int. Reg. Pub. Date: Oct. 7, 2016	

(Continued)

Primary Examiner — Mary Ann Calabrese
Assistant Examiner — Jennifer L Rempfer
(74) *Attorney, Agent, or Firm* — Loeb & Loeb LLP

(51) **LOC (11) Cl.** **28-04**
(52) **U.S. Cl.**
USPC **D28/92**
(58) **Field of Classification Search**
USPC D28/39-43, 92, 93
CPC A41G 5/02; A61F 2/10
See application file for complete search history.

(57) **CLAIM**

I claim the ornamental design for a false eyelash, as shown and described.

DESCRIPTION

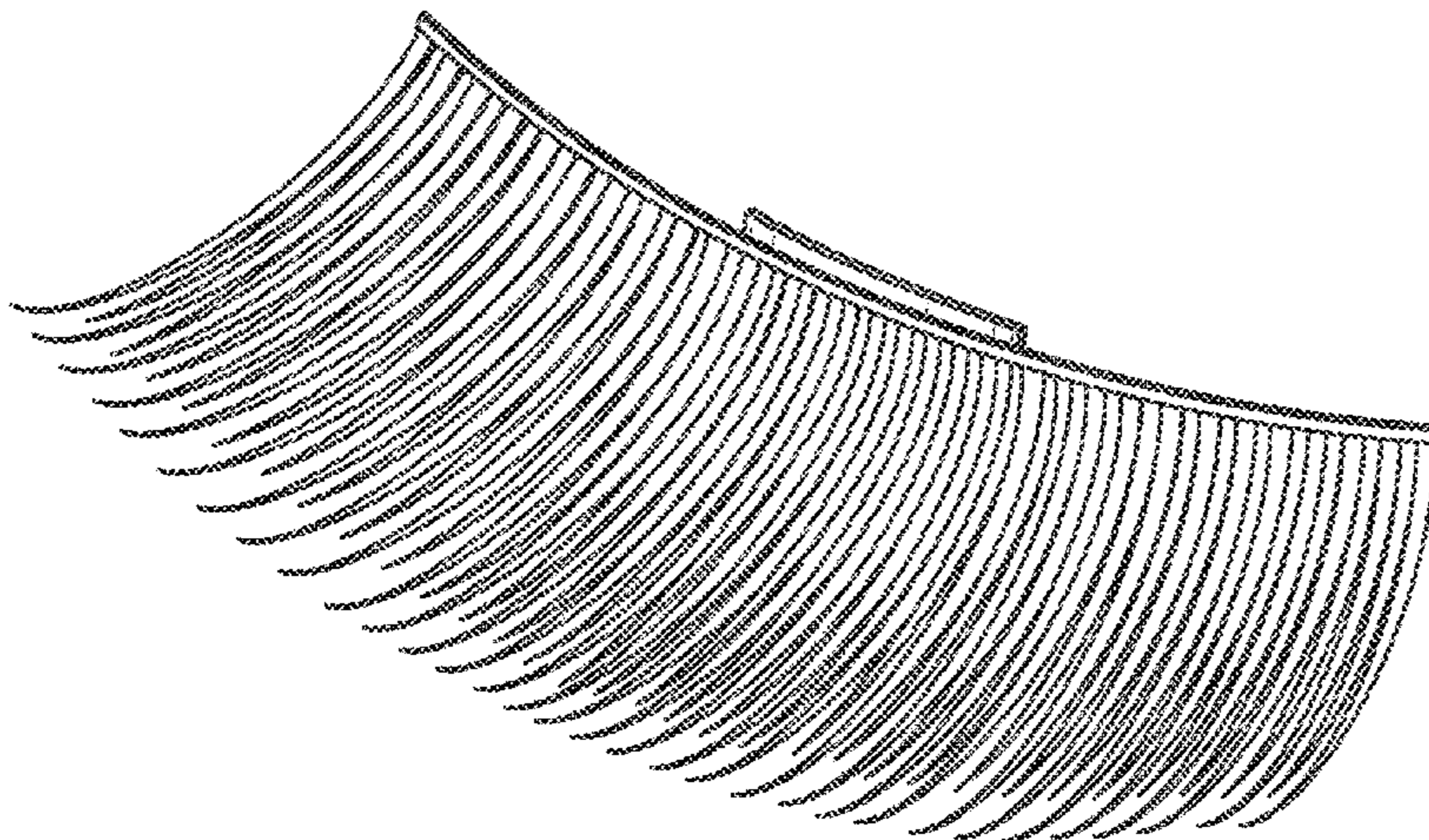
(56) **References Cited**

U.S. PATENT DOCUMENTS

2,835,259 A * 5/1958 Goodman A41G 5/02 132/53
D207,145 S * 3/1967 Aylott D28/92
3,362,417 A * 1/1968 Glaser A41G 5/02 132/201
3,516,422 A * 6/1970 Bechtold A41G 5/02 132/53
D223,884 S * 6/1972 Dean et al. 132/53
3,833,007 A * 9/1974 Jacobs A41G 5/02 132/53

17.-18. False eye lashes
17.1. Is a perspective view of a first embodiment of my new design;
17.2 is a bottom plan view thereof;
17.3 is a top plan view thereof;
18.1 is a perspective view of a second embodiment of my new design;
18.2. is a bottom plan view thereof;
18.3 is a top plan view thereof.

1 Claim, 6 Drawing Sheets



(56)

References Cited

U.S. PATENT DOCUMENTS

2003/0005941 A1* 1/2003 Losilevich A41G 5/02
132/53
2005/0061341 A1* 3/2005 Choe A41G 5/02
132/53
2006/0180171 A1* 8/2006 Kim A41G 5/006
132/201
2007/0227550 A1* 10/2007 Merszei A41G 5/02
132/53
2007/0272264 A1* 11/2007 Byrne A41G 5/02
132/201
2012/0318290 A1* 12/2012 Kim A41G 5/02
132/201
2014/0060559 A1* 3/2014 Lin A41G 5/02
132/53
2014/0332025 A1* 11/2014 Kim B29C 45/0001
132/201
2015/0250243 A1* 9/2015 Woods A41G 5/02
132/53

* cited by examiner

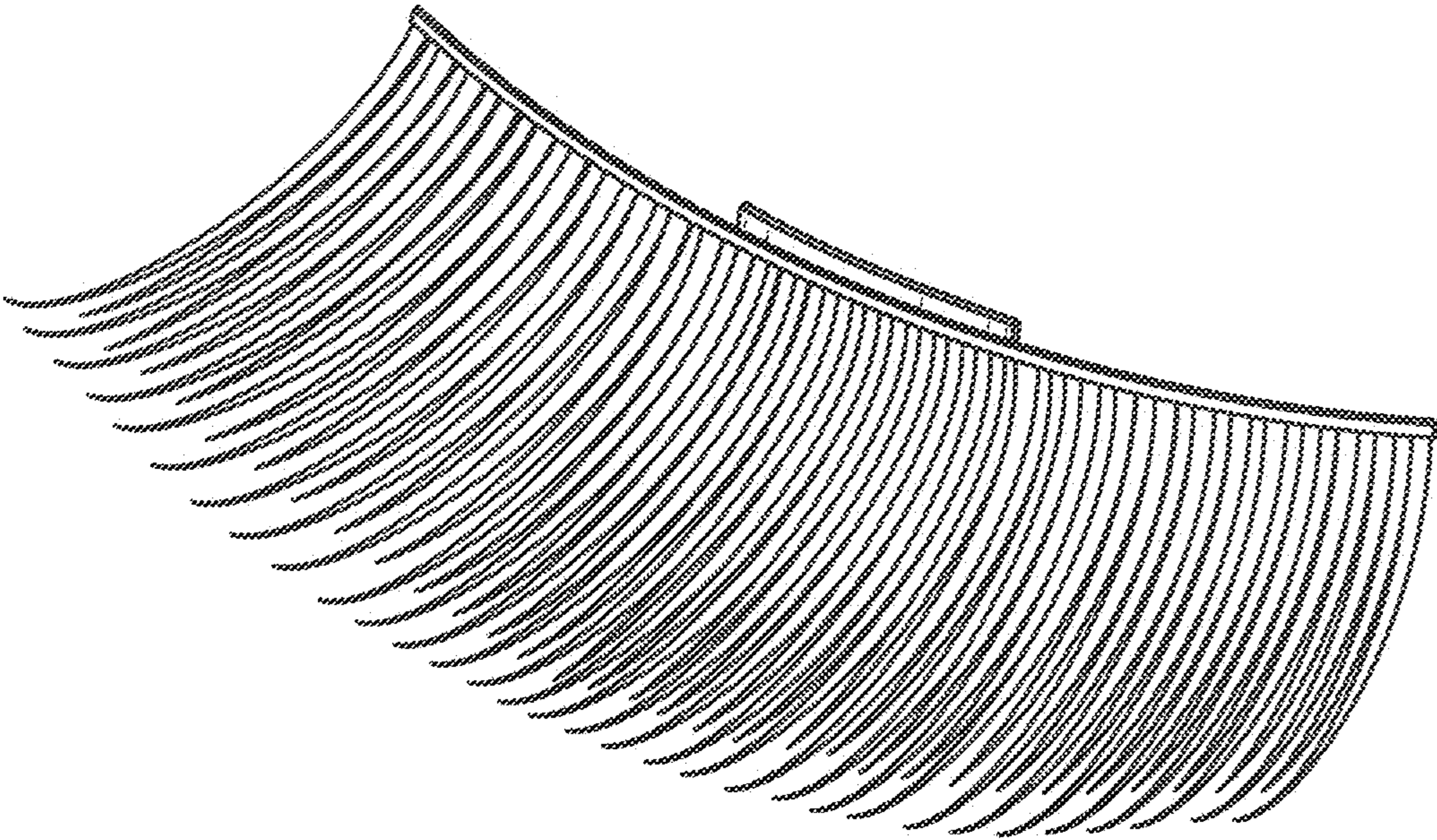


FIG. 17.1

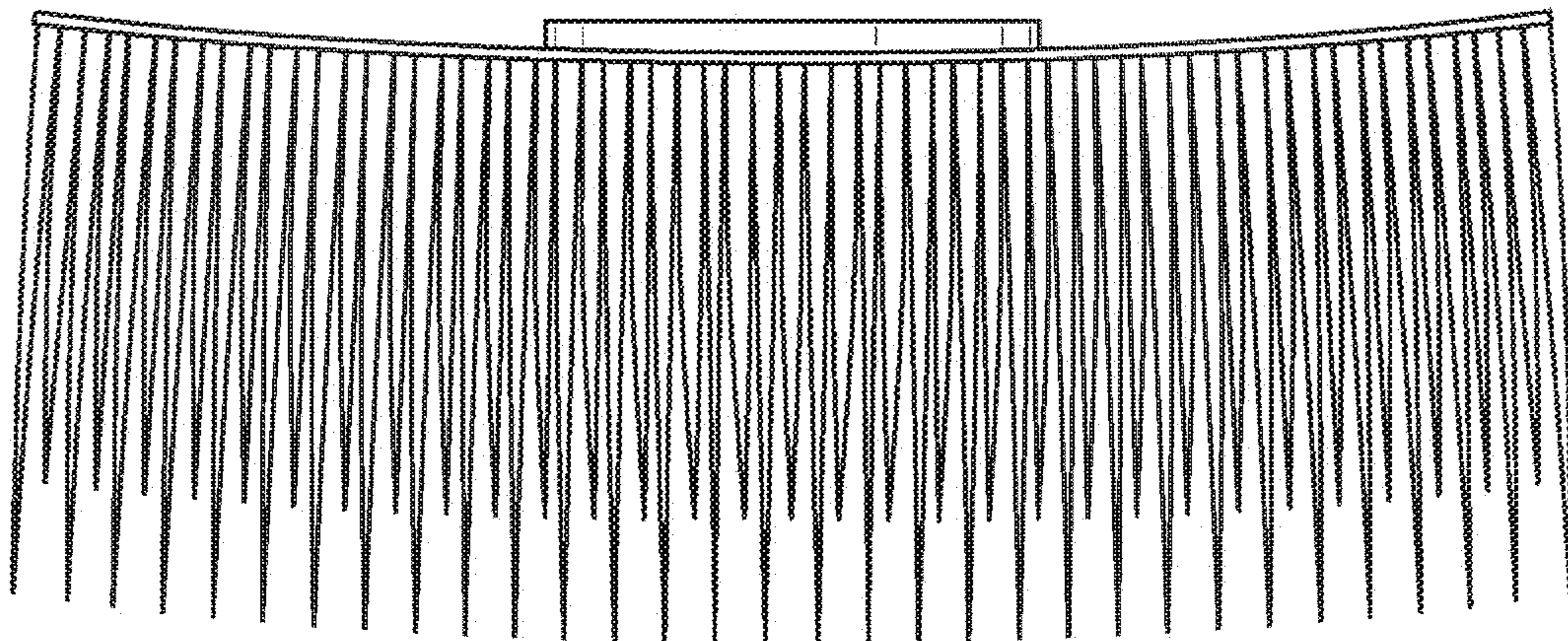


FIG. 17.2

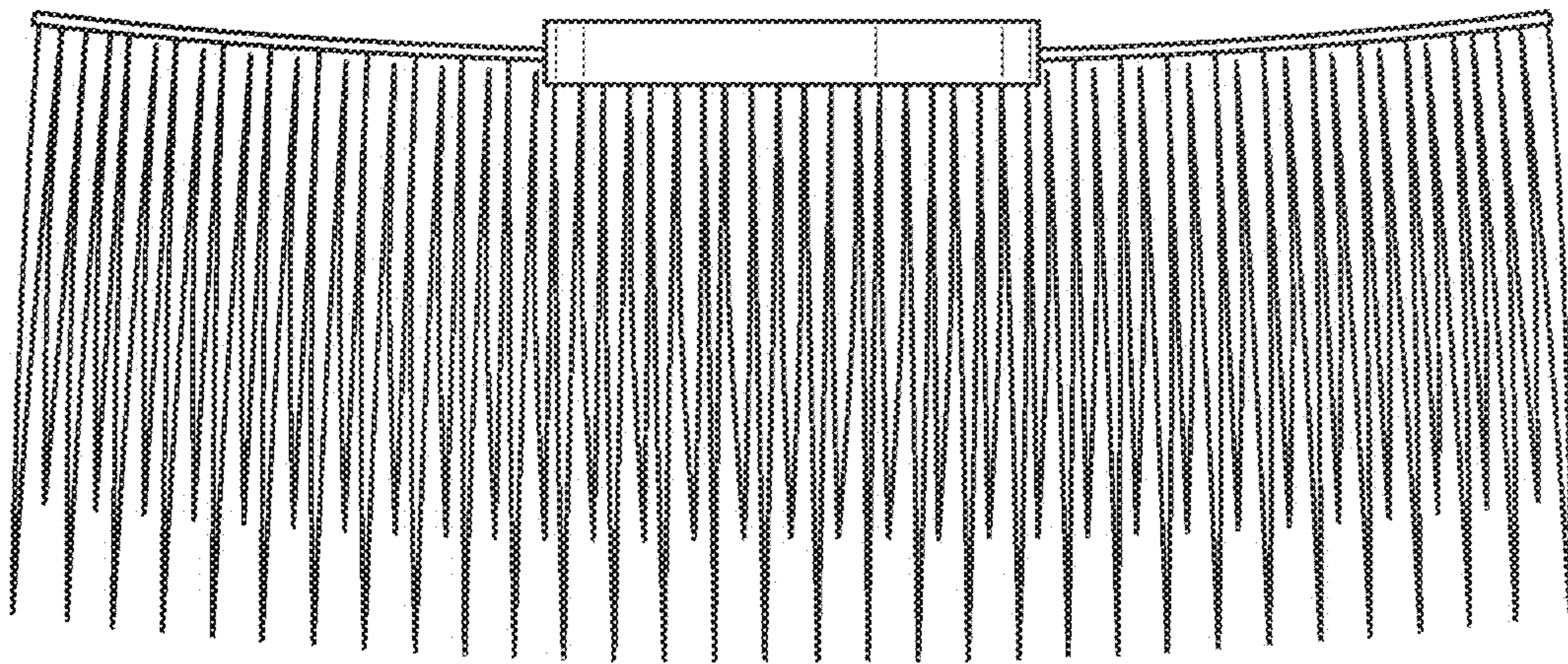


FIG. 17.3

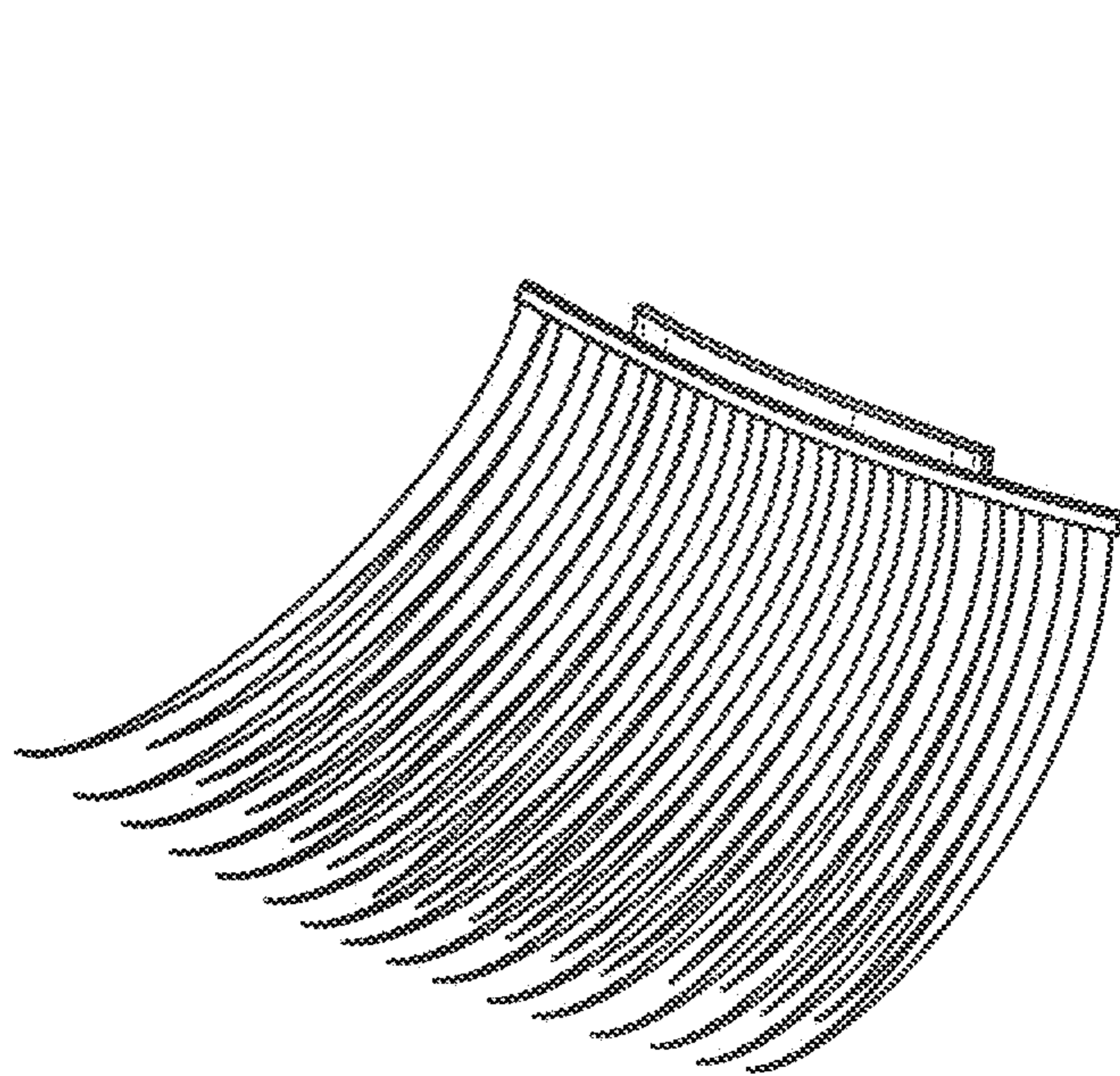


FIG. 18.1




FIG. 18.2

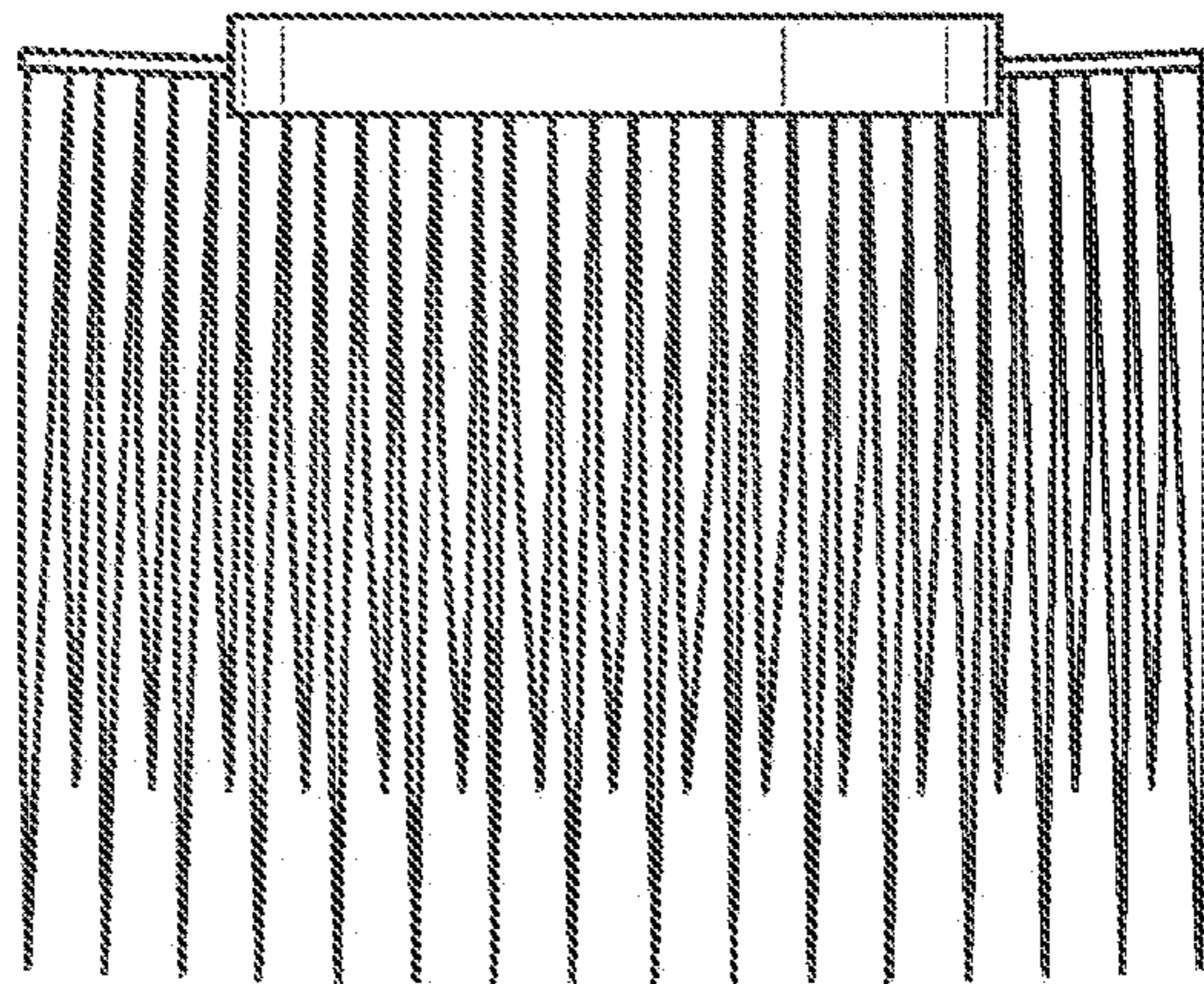


FIG. 18.3