



US00D813456S

(12) **United States Design Patent** (10) **Patent No.:** **US D813,456 S**  
**Christofidellis et al.** (45) **Date of Patent:** **\*\* Mar. 20, 2018**

(54) **SHAVER HANDLE**

(56) **References Cited**

(71) Applicant: **Societe BIC**, Clichy (FR)

U.S. PATENT DOCUMENTS

(72) Inventors: **Efstratios Christofidellis**, Kifissia (GR); **Panagiotis Kopelas**, Dafni (GR); **Nikolaos Ovvadias**, Palaio Faliro (GR); **Ioannis Marios Psimadas**, Vrillissia (GR); **Vasileios Stamoulis**, Trikala (GR)

D615,245	S	*	5/2010	Lukan	.....	D28/47
D615,708	S	*	5/2010	Lukan	.....	D28/48
D653,396	S	*	1/2012	Watson	.....	D28/47
D656,676	S	*	3/2012	Cavazos Jimenez	.....	D28/48
D659,286	S	*	5/2012	Lukan	.....	D28/46
D664,714	S	*	7/2012	Christie	.....	D28/48
D699,395	S	*	2/2014	Bae	.....	D28/48
D700,995	S	*	3/2014	Lee	.....	D28/48
D731,709	S	*	6/2015	Provost	.....	D28/48
D739,604	S	*	9/2015	Christie	.....	D28/48
D739,980	S	*	9/2015	Psimadas	.....	D28/48
D754,926	S	*	4/2016	Psimadas	.....	D28/47
D754,927	S	*	4/2016	Psimadas	.....	D28/48
D762,007	S	*	7/2016	Psimadas	.....	D28/48
D762,922	S	*	8/2016	Psimadas	.....	D28/48
D768,929	S	*	10/2016	Go	.....	D28/48

(73) Assignee: **Societe BIC**, Clichy (FR)

(\*\*) Term: **15 Years**

(21) Appl. No.: **29/602,640**

(22) Filed: **May 2, 2017**

\* cited by examiner

**Related U.S. Application Data**

(63) Continuation-in-part of application No. 29/558,378, filed on Mar. 17, 2016.

*Primary Examiner* — Jennifer Rivard

(74) *Attorney, Agent, or Firm* — The H.T. Than Law Group

**Foreign Application Priority Data**

Mar. 2, 2016 (EM) ..... 003009968

(51) **LOC (11) Cl.** ..... **28-03**

(52) **U.S. Cl.**  
USPC ..... **D28/48**

(58) **Field of Classification Search**  
USPC ..... D28/44, 45–48  
CPC ..... B26B 21/00–21/06; B26B 21/08–21/125;  
B26B 21/40–21/4031; B26B 21/4043;  
B26B 21/4062; B26B 21/4068–21/4075  
See application file for complete search history.

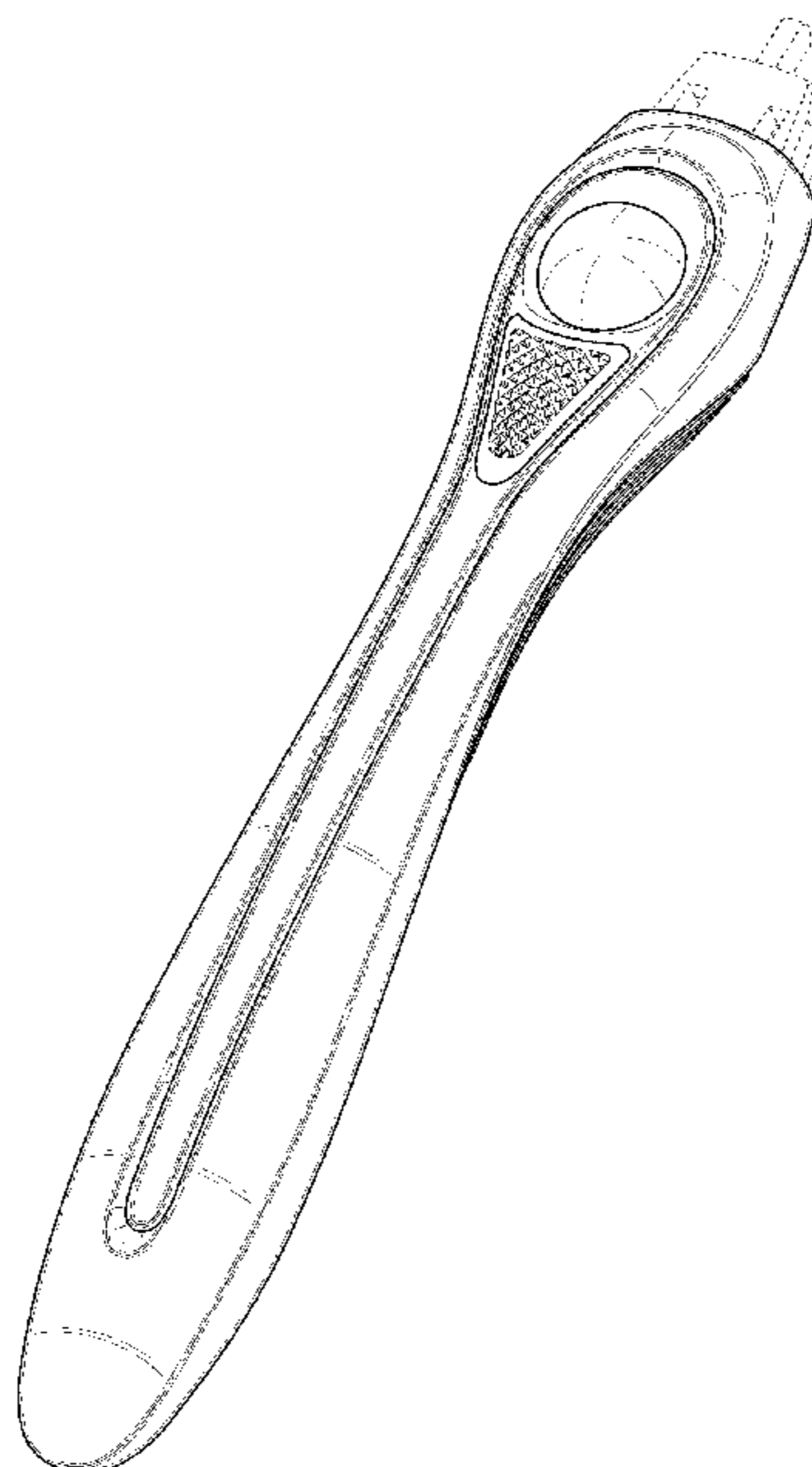
(57) **CLAIM**

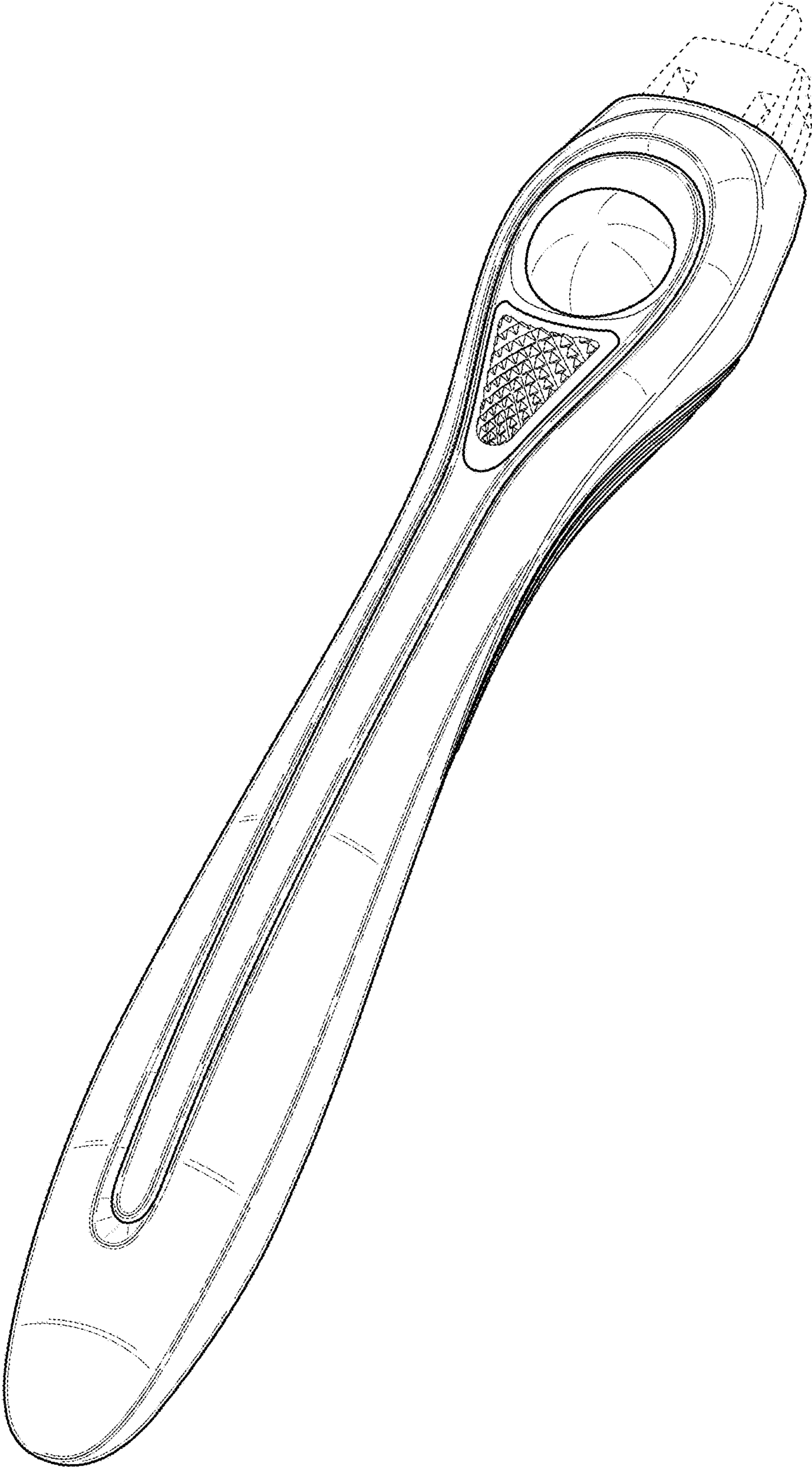
The ornamental design for a shaver handle, as shown and described.

**DESCRIPTION**

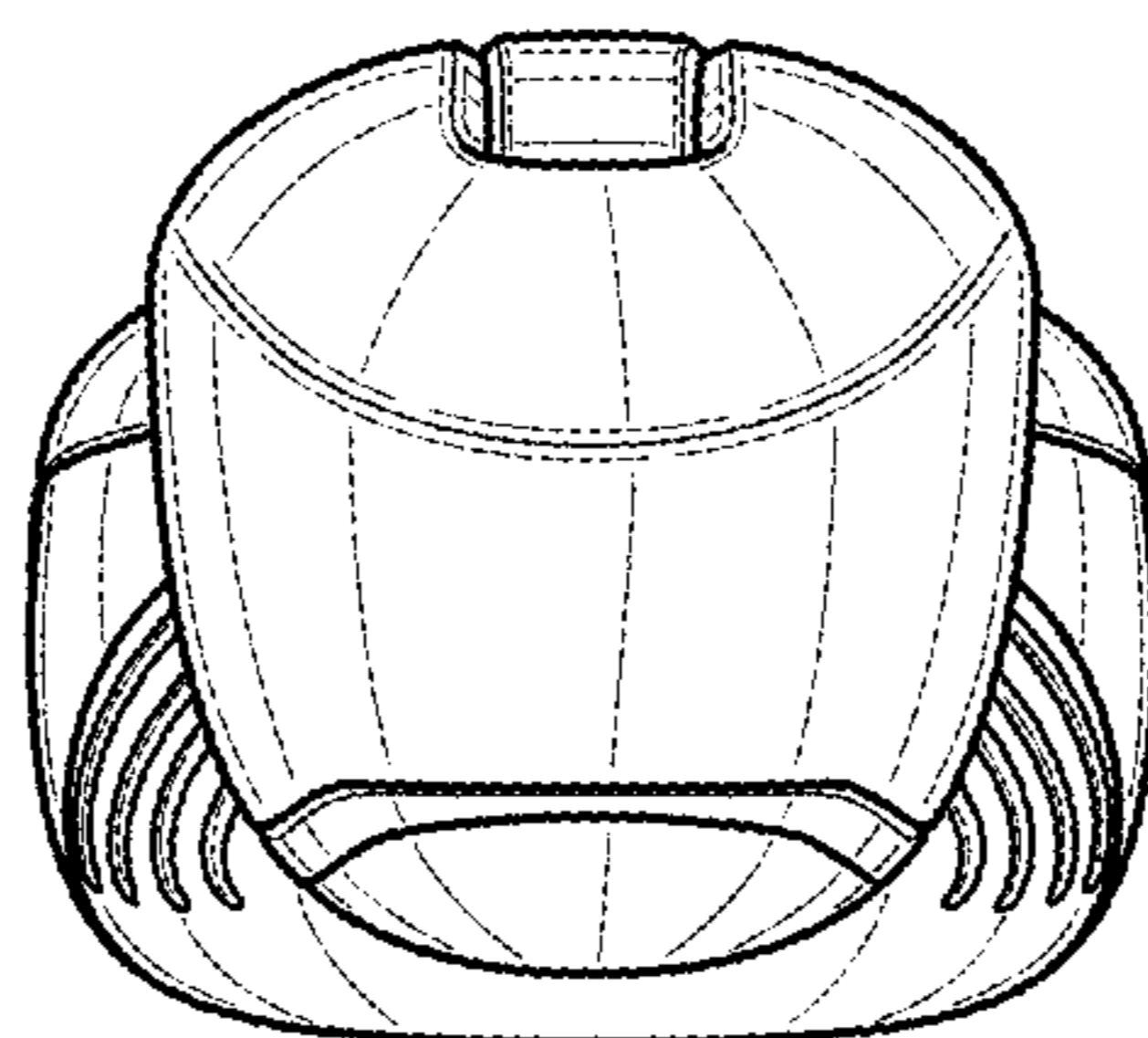
FIG. 1 is perspective view of an ornamental design for a shaver handle according to the present invention;  
FIG. 2 is a rear view thereof;  
FIG. 3 is a front view thereof;  
FIG. 4 is a left side view thereof;  
FIG. 5 is a right side view thereof;  
FIG. 6 is a top view thereof; and,  
FIG. 7 is a bottom view thereof.  
The broken lines illustrate portions of the shaver handle and form no part of the claimed design.

**1 Claim, 6 Drawing Sheets**

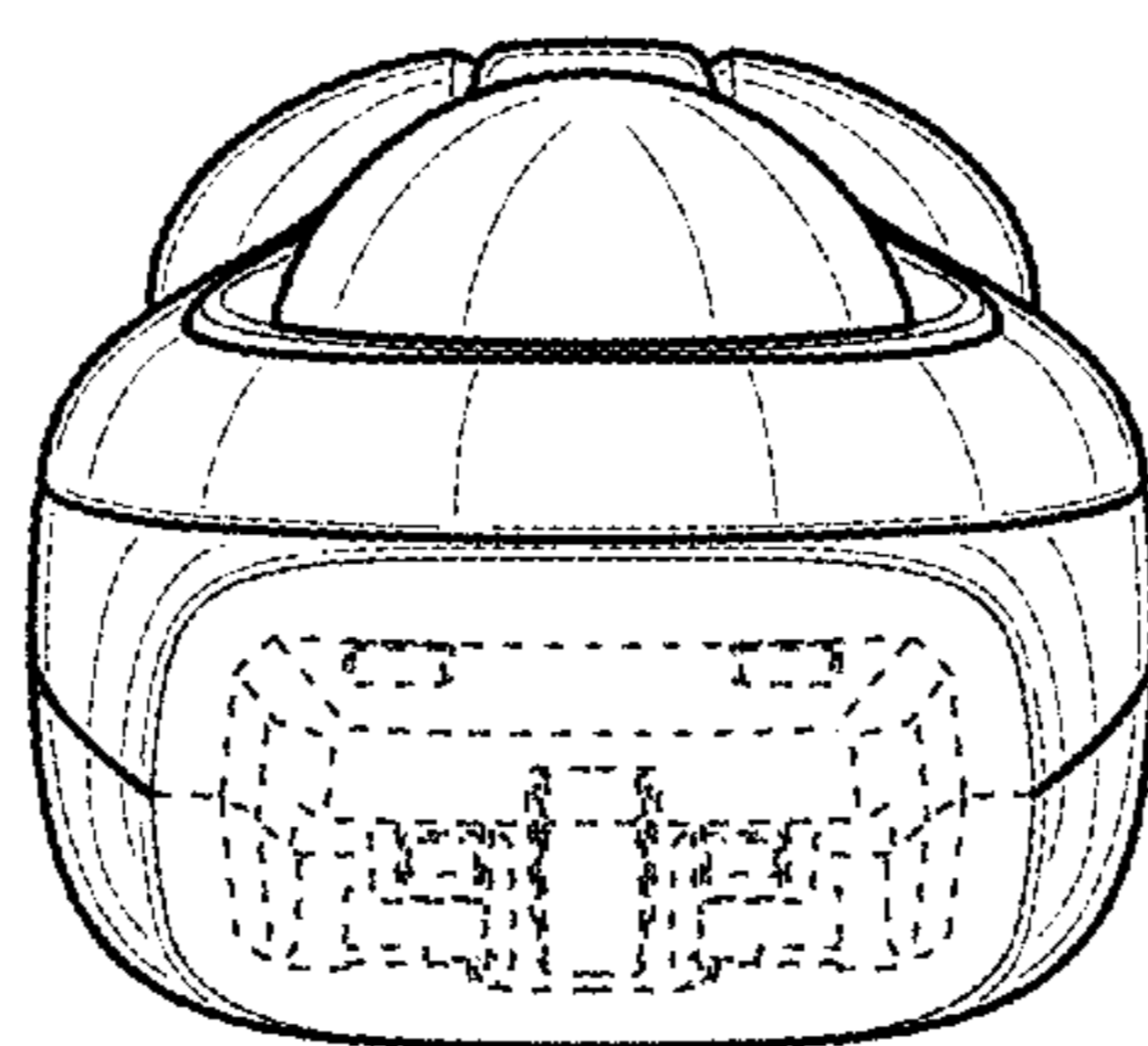




**Fig. 1**



**Fig. 2**



**Fig. 3**

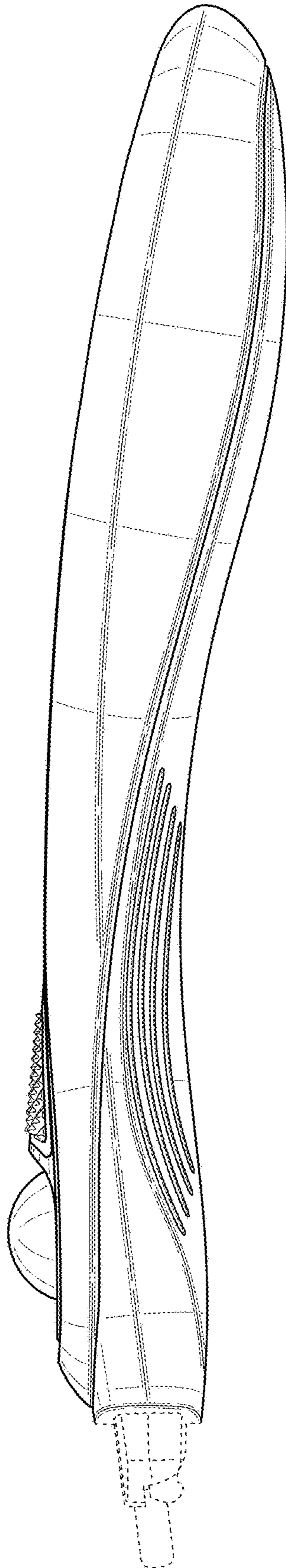


Fig. 4

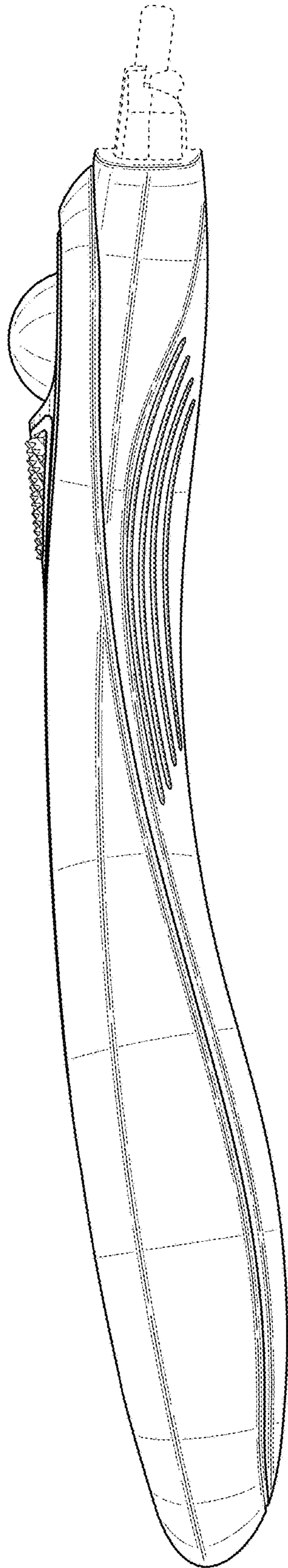
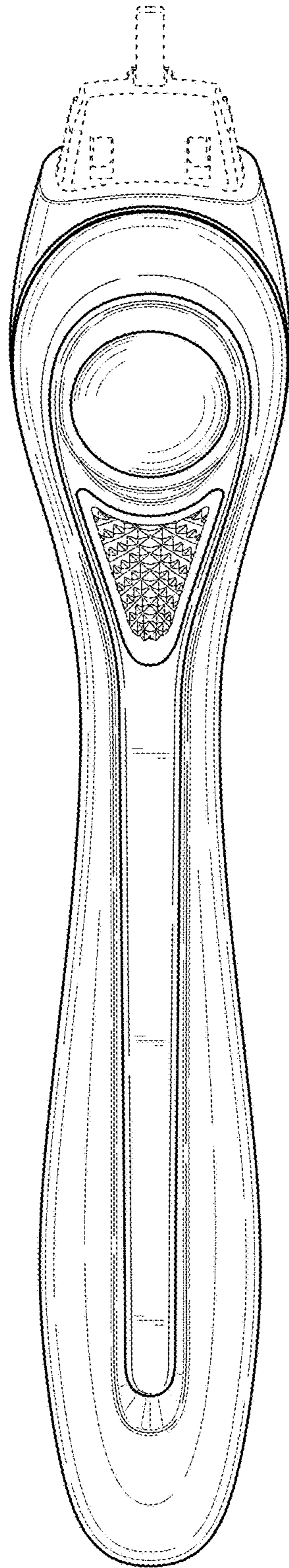
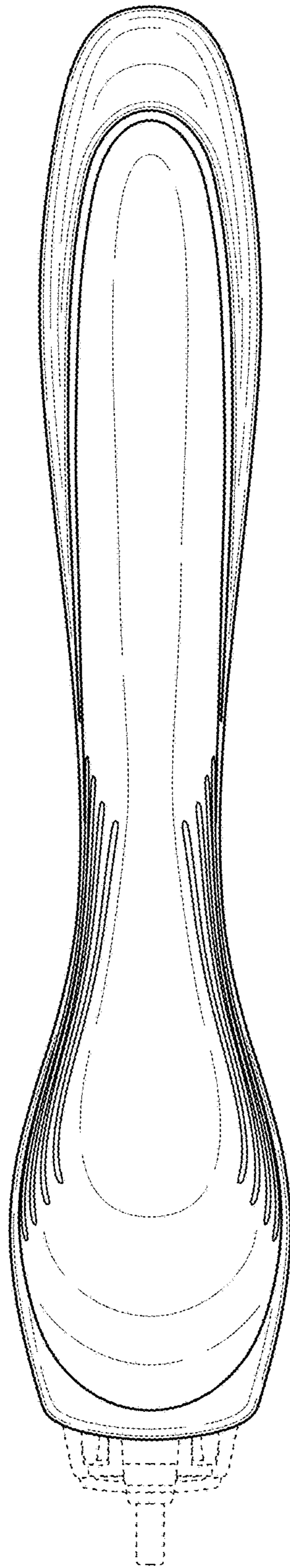


Fig. 5



**Fig. 6**



**Fig. 7**