



US00D813425S

(12) **United States Design Patent**
Martin

(10) **Patent No.:** **US D813,425 S**

(45) **Date of Patent:** **** Mar. 20, 2018**

- (54) **CANDLE**
- (71) Applicant: **Carolyn J. Martin**, Athens, TN (US)
- (72) Inventor: **Carolyn J. Martin**, Athens, TN (US)
- (**) Term: **14 Years**
- (21) Appl. No.: **29/514,182**
- (22) Filed: **Jan. 9, 2015**
- (51) **LOC (11) Cl.** **26-04**
- (52) **U.S. Cl.**
USPC **D26/6**
- (58) **Field of Classification Search**
USPC D26/4, 5, 6, 7, 9, 96
CPC F21S 6/00; F21S 6/001; F21S 10/04; F21S 10/10; F21S 10/043; F21S 8/08; F21S 48/115; F21V 21/00; F21V 35/00; F21V 21/088; F21W 2121/00; C11C 5/002; C11C 5/004
See application file for complete search history.

- D413,686 S * 9/1999 Burks D26/96
- D433,766 S * 11/2000 Johnson D26/96
- 6,171,101 B1 1/2001 Freeman et al.
- 6,227,388 B1 * 5/2001 Borzelleca E06B 7/28
211/1.3
- 6,808,297 B2 * 10/2004 Jensen F21S 6/001
362/190
- D569,541 S * 5/2008 Shiu D26/96
- 7,655,054 B2 2/2010 Weathersbee
- 8,408,746 B1 4/2013 Lauer
- 8,777,465 B2 * 7/2014 Patton F21S 10/046
362/249.02
- D757,335 S * 5/2016 Li D26/96
- 9,657,909 B2 * 5/2017 Cohen F21S 9/03
- 2003/0179581 A1 * 9/2003 Swarovski A47G 33/105
362/392
- 2003/0198041 A1 10/2003 Dalman
- 2004/0257806 A1 * 12/2004 Wu F21S 8/035
362/242
- 2005/0035331 A1 2/2005 Sun
- 2005/0254239 A1 * 11/2005 Lin F21S 6/001
362/227
- 2006/0028828 A1 * 2/2006 Phillips F21S 8/065
362/392
- 2007/0177383 A1 * 8/2007 Tsai A47G 33/0809
362/253

(56) **References Cited**

U.S. PATENT DOCUMENTS

- 1,245,949 A * 11/1917 Nero F21S 6/001
439/124
- D77,852 S * 2/1929 Niebel D26/5
- D79,473 S * 9/1929 Niebel D26/4
- 1,915,125 A * 6/1933 Floraday F21S 9/02
200/60
- 1,952,276 A * 3/1934 Monk F21V 21/116
362/414
- 3,004,143 A * 10/1961 Robert F21S 6/001
200/60
- 3,158,328 A * 11/1964 Kubak F21V 21/10
362/393
- 3,741,711 A 6/1973 Bryant
- D299,556 S * 1/1989 Marshbanks D26/96
- 5,664,879 A * 9/1997 Lai F21S 6/001
362/249.01

(Continued)

Primary Examiner — T. Chase Nelson
Assistant Examiner — Ania Aman

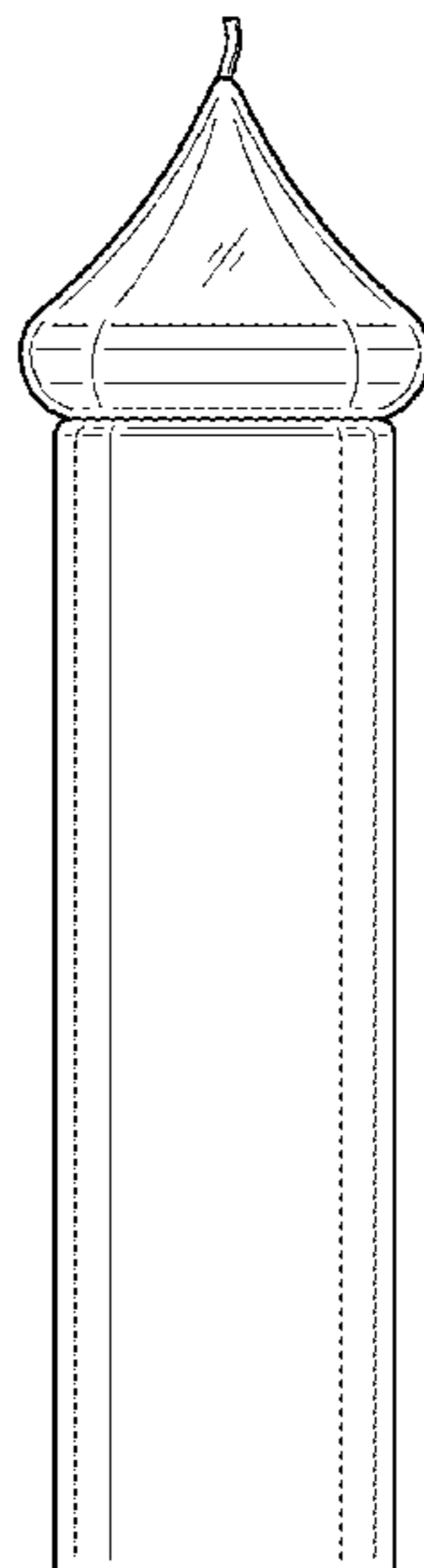
(57) **CLAIM**

The ornamental design for a candle, as shown and described.

DESCRIPTION

FIG. 1 is a front view of a candle showing my new design, a back view, a left side view, and a right side view each being identical;
FIG. 2 is a top view of the candle; and,
FIG. 3 is a bottom view of the candle.

1 Claim, 1 Drawing Sheet



(56)

References Cited

U.S. PATENT DOCUMENTS

2007/0297166 A1* 12/2007 Chen F21S 6/001
362/161
2008/0198595 A1* 8/2008 Lai F21S 6/001
362/234
2010/0001662 A1* 1/2010 Nelkin F21S 8/065
315/294
2010/0213855 A1* 8/2010 Huang F21L 4/00
315/150
2010/0277900 A1* 11/2010 Cohen B44C 5/005
362/183
2011/0292644 A1* 12/2011 Cohen B44C 5/005
362/183
2014/0022774 A1 1/2014 Eastman
2014/0211481 A1* 7/2014 Liang F21V 29/004
362/308
2014/0313704 A1* 10/2014 Cohen F21V 33/0028
362/183
2015/0043211 A1* 2/2015 Liu F21V 3/02
362/294
2016/0252224 A1* 9/2016 Cohen F21S 9/032
362/183

* cited by examiner

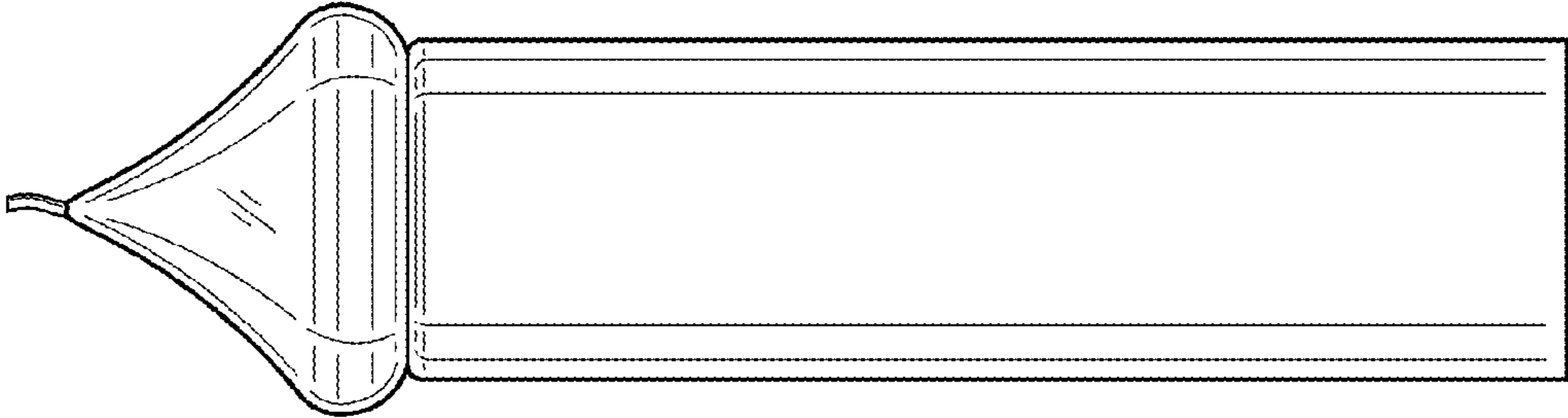


FIG. 1

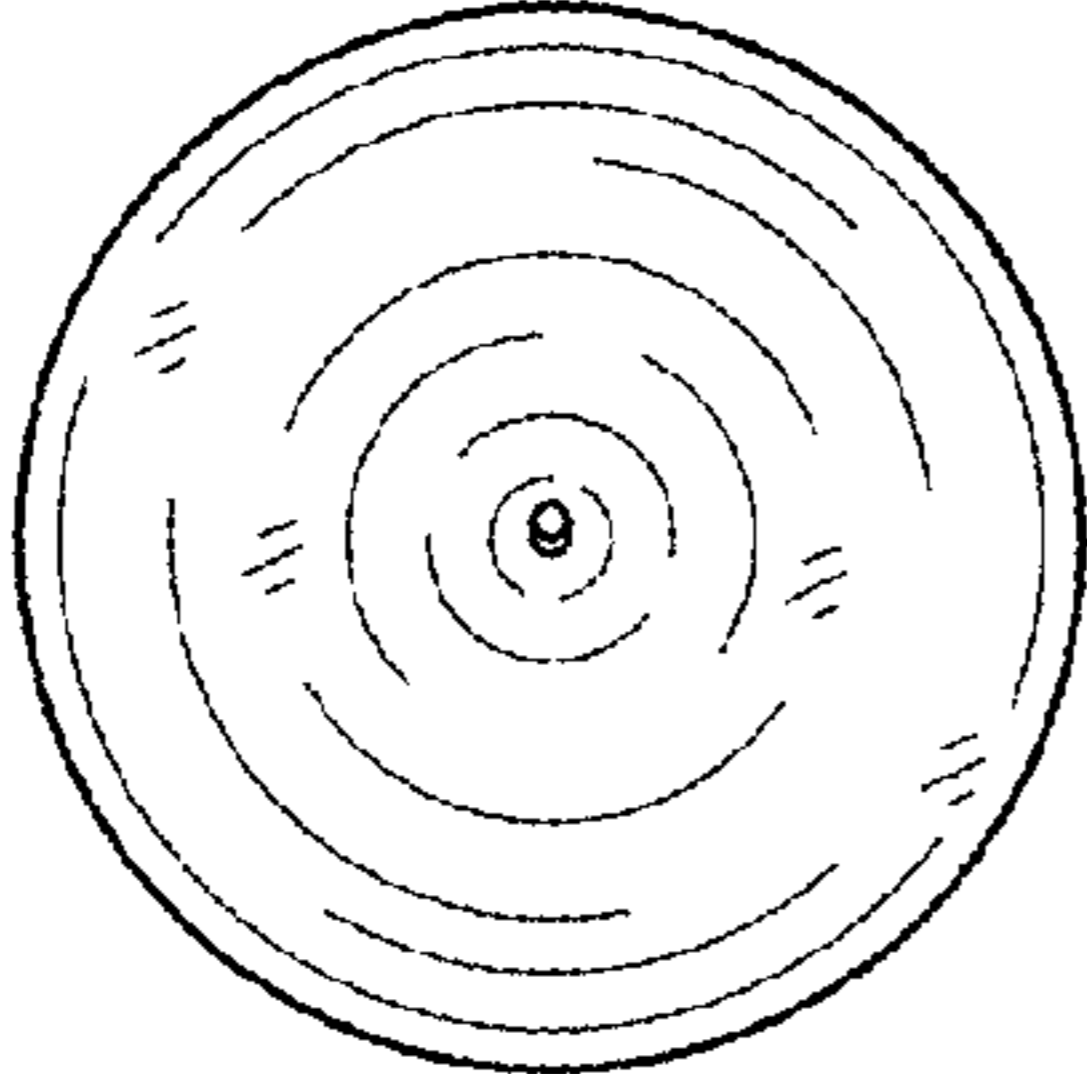


FIG. 2

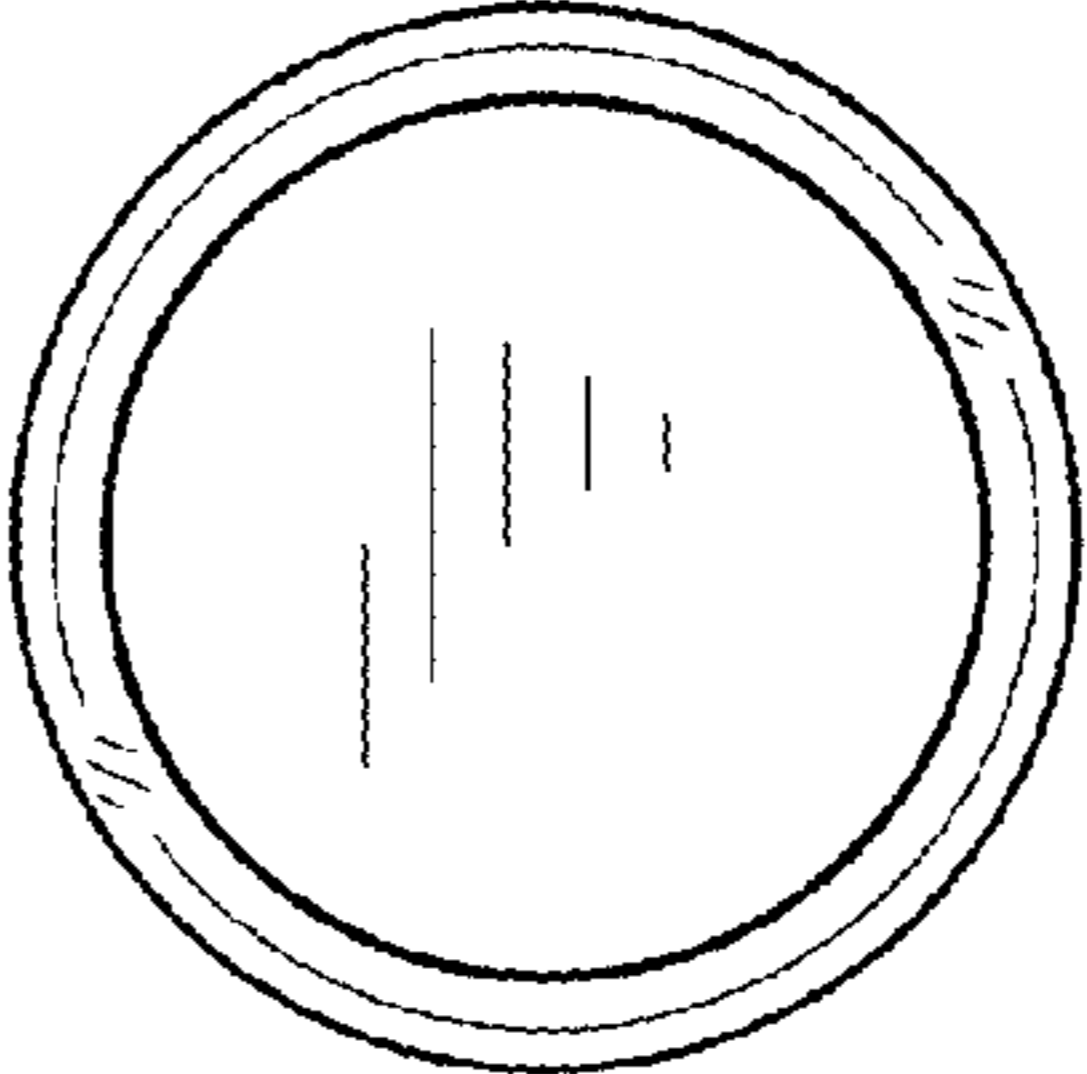


FIG. 3