



US00D813414S

(12) **United States Design Patent**  
**Nguyen**

(10) **Patent No.:** **US D813,414 S**  
(45) **Date of Patent:** **\*\* Mar. 20, 2018**

(54) **JOINT FOR STRUCTURAL MATERIALS**  
(71) Applicant: **NGUYEN CHI CO., LTD.**, Ho Chi Minh (VN)  
(72) Inventor: **Le Thanh Nguyen**, Ho Chi Minh (VN)  
(73) Assignee: **NGUYEN CHI CO., LTD.**, Ho Chi Minh (VN)

3,021,159 A \* 2/1962 Back ..... A47B 47/0008  
403/191  
3,424,178 A \* 1/1969 Yoshimi ..... A01G 9/16  
135/119  
3,890,022 A \* 6/1975 Moon ..... A47B 47/0008  
312/111  
4,072,433 A \* 2/1978 Veyhl ..... F16B 12/50  
403/172  
D258,743 S \* 3/1981 Ruga ..... D21/484  
(Continued)

(\*\*) Term: **15 Years**  
(21) Appl. No.: **29/587,255**  
(22) Filed: **Dec. 12, 2016**

**FOREIGN PATENT DOCUMENTS**

CN 303284406 \* 7/2015  
KR 300838974.0000 \* 2/2016

(30) **Foreign Application Priority Data**

**OTHER PUBLICATIONS**

Jun. 13, 2016 (JP) ..... 2016-12563  
Jun. 13, 2016 (JP) ..... 2016-12564  
Jun. 13, 2016 (JP) ..... 2016-12569  
Jun. 13, 2016 (JP) ..... 2016-12570  
Jun. 13, 2016 (JP) ..... 2016-12571  
Jun. 13, 2016 (JP) ..... 2016-12572  
Jun. 13, 2016 (JP) ..... 2016-12573  
Jun. 13, 2016 (JP) ..... 2016-12574

<https://www.prolyte.com/en/products/prolyte-structures/corners/triangular-corners-h30d> Retrieved Jul. 31, 2017.\*

*Primary Examiner* — Susan Bennett Hattan  
*Assistant Examiner* — Leanne Was-Englehart  
(74) *Attorney, Agent, or Firm* — Oliff PLC

(51) **LOC (11) Cl.** ..... **08-08**  
(52) **U.S. Cl.**  
USPC ..... **D25/61**; D8/382  
(58) **Field of Classification Search**  
USPC ..... D8/382; D13/112; D25/61  
CPC ..... E04B 1/26; E04B 31/3483; E04B 1/585;  
E04B 1/5831; E04C 3/04; E04C 3/08;  
E04C 3/24; Y10T 403/73; Y10T 403/341;  
Y10T 403/342; Y10T 403/347; Y10T  
403/4602; F16B 12/50  
See application file for complete search history.

(57) **CLAIM**

The ornamental design for a joint for structural materials, as shown and described.

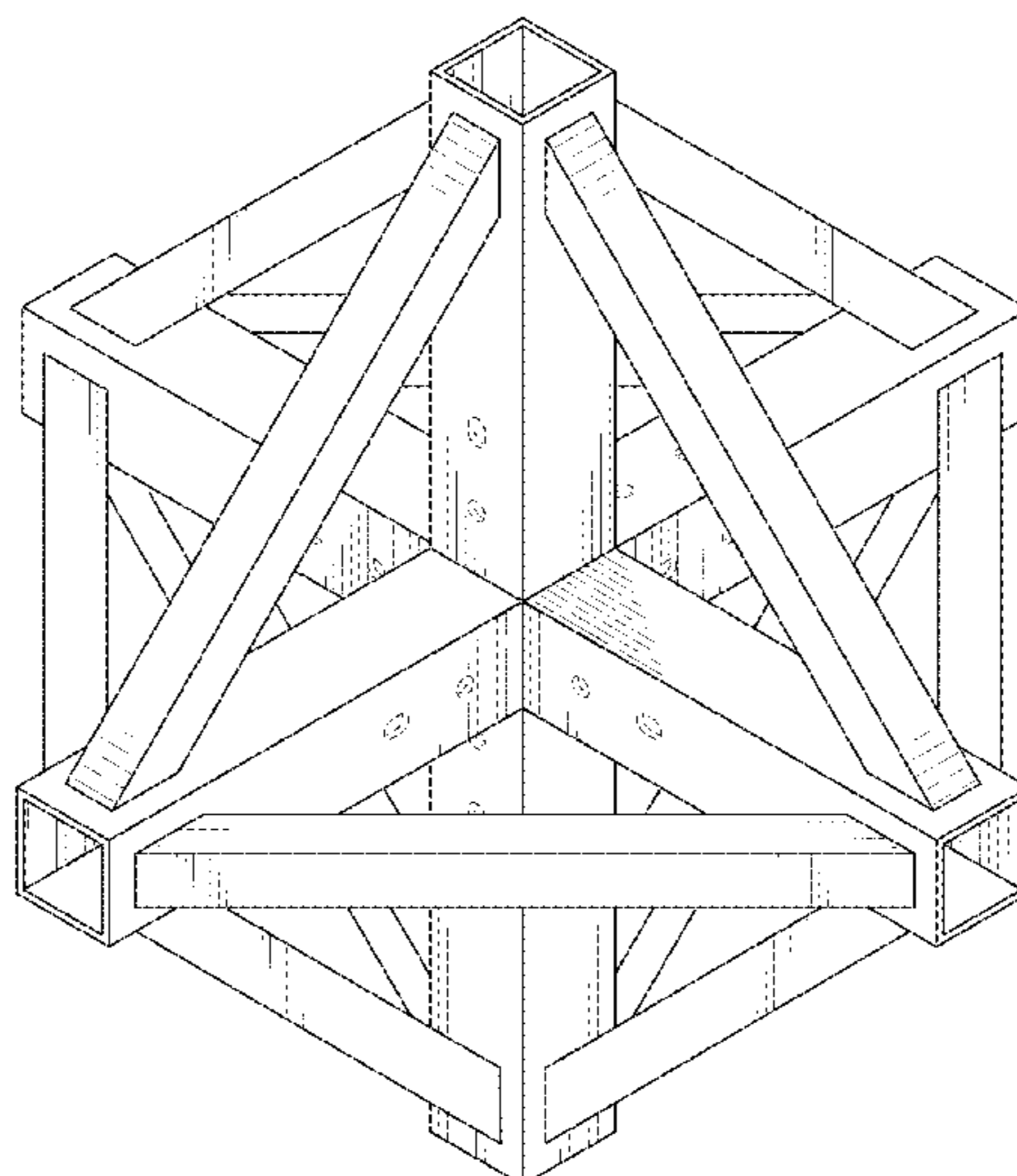
**DESCRIPTION**

FIG. 1 is a front, top, right-side perspective view of the joint for structural materials;  
FIG. 2 is a rear, bottom, left-side perspective view thereof; and,  
FIG. 3 is a front elevational view thereof, the rear elevational, right-side elevational, left-side elevational, top plan, and bottom plan views (not provided) being identical.  
The broken lines depict unclaimed portions of the joint, and thus form no part of the claimed design.

(56) **References Cited**  
**U.S. PATENT DOCUMENTS**

D174,950 S \* 6/1955 Frishberg ..... 446/111  
2,926,941 A \* 3/1960 Thompson ..... A47B 47/0008  
403/173

**1 Claim, 3 Drawing Sheets**



(56)

**References Cited**

U.S. PATENT DOCUMENTS

4,324,083 A \* 4/1982 Johnson, Jr. .... E04B 1/19  
 403/172  
 D297,668 S \* 9/1988 Smith ..... D25/61  
 5,080,526 A \* 1/1992 Waters ..... E02B 3/129  
 405/16  
 5,372,447 A \* 12/1994 Chung ..... E04B 1/5831  
 403/169  
 5,372,448 A \* 12/1994 Gilb ..... E04B 1/26  
 403/170  
 5,402,608 A \* 4/1995 Chu ..... E04B 1/3483  
 52/745.2  
 D362,509 S \* 9/1995 Russell ..... D25/61  
 5,700,102 A \* 12/1997 Feleppa ..... A47B 47/0016  
 403/170  
 6,408,587 B2 \* 6/2002 Cronin ..... E04C 3/04  
 182/178.1  
 6,523,320 B2 \* 2/2003 Stoof ..... B66C 23/28  
 52/651.05  
 D554,770 S \* 11/2007 Pena ..... D25/61  
 D555,257 S \* 11/2007 Pena ..... D25/61  
 D556,916 S \* 12/2007 Pena ..... D25/61  
 D601,718 S \* 10/2009 Chang ..... D25/61  
 D745,703 S \* 12/2015 Ivanov ..... D25/61  
 D783,390 S \* 4/2017 Nelson ..... D8/349  
 2012/0291365 A1 \* 11/2012 Rodriguez ..... E04B 1/00  
 52/79.9  
 2014/0331591 A1 \* 11/2014 Ohlson ..... E04B 1/585  
 52/653.2

\* cited by examiner




FIG. 1




FIG. 2

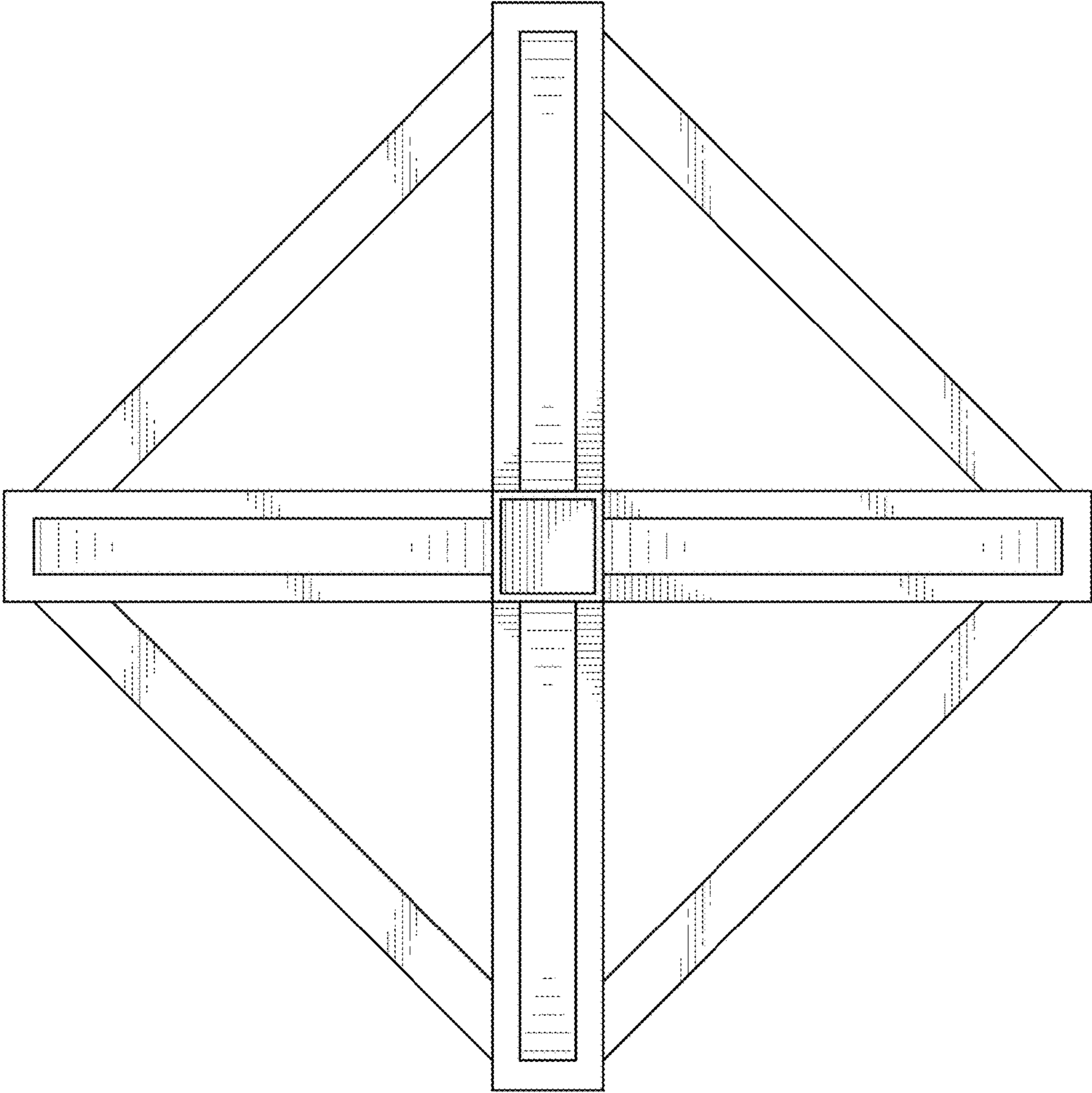


FIG. 3