



US00D813407S

(12) **United States Design Patent**
Chen

(10) **Patent No.:** **US D813,407 S**

(45) **Date of Patent:** **** Mar. 20, 2018**

- (54) **ELECTRONIC MASSAGER**
- (71) Applicant: **Healthmate International, LLC**,
Kansas City, MO (US)
- (72) Inventor: **Shawn Chen**, Kansas City, MO (US)
- (73) Assignee: **Healthmate International, LLC**,
Kansas City, MO (US)
- (**) Term: **15 Years**
- (21) Appl. No.: **29/543,602**
- (22) Filed: **Oct. 27, 2015**
- (51) **LOC (11) Cl.** **28-03**
- (52) **U.S. Cl.**
USPC **D24/215**
- (58) **Field of Classification Search**
USPC D24/200, 211, 212, 213, 214, 215;
601/19, 27-32, 46-48, 52, 99, 112-113,
601/118, 135, 137, DIG. 12, DIG. 14,
601/DIG. 15, DIG. 16, DIG. 17;
D30/160; D14/218, 138 AA, 248
CPC A61H 19/00; A61H 19/30; A61H 19/32;
A61H 19/34; A61H 19/40; A61H 19/44;
A61H 19/50; A61H 2015/0007; A61H
2015/0014; A61H 2015/0042; A61H
15/00; A61H 7/003; A61H 7/005
See application file for complete search history.

- 5,748,927 A 5/1998 Stein et al.
- D395,297 S 6/1998 Cheng et al.
- 5,781,190 A 7/1998 Gorbet et al.
- D398,298 S 9/1998 Giordano, III
- D399,196 S 10/1998 Arora et al.
- D400,262 S 10/1998 Hirakawa et al.
- D406,847 S 3/1999 Gerba et al.
- 6,016,484 A 1/2000 Williams et al.
- D421,251 S 2/2000 Haitani et al.
- D422,990 S 4/2000 Bright et al.
- D422,991 S 4/2000 Regan et al.
- D434,421 S 11/2000 Hanley et al.
- D434,422 S 11/2000 Thomas et al.
- D440,228 S 4/2001 Schmidt et al.
- 6,389,319 B1 5/2002 Lee
- D482,042 S 11/2003 Peters
- D482,043 S 11/2003 Peters
- D487,592 S 3/2004 Chang
- D511,526 S 11/2005 Totten et al.
- D515,072 S 2/2006 Lee
- D517,531 S 3/2006 Lai
- D520,495 S 5/2006 Dukerschein et al.
- D520,988 S 5/2006 Miller

(Continued)

Primary Examiner — Sandra Snapp
(74) *Attorney, Agent, or Firm* — Erickson Kernell IP,
LLC

(57) **CLAIM**

The ornamental design for an electronic massager, as shown and described.

DESCRIPTION

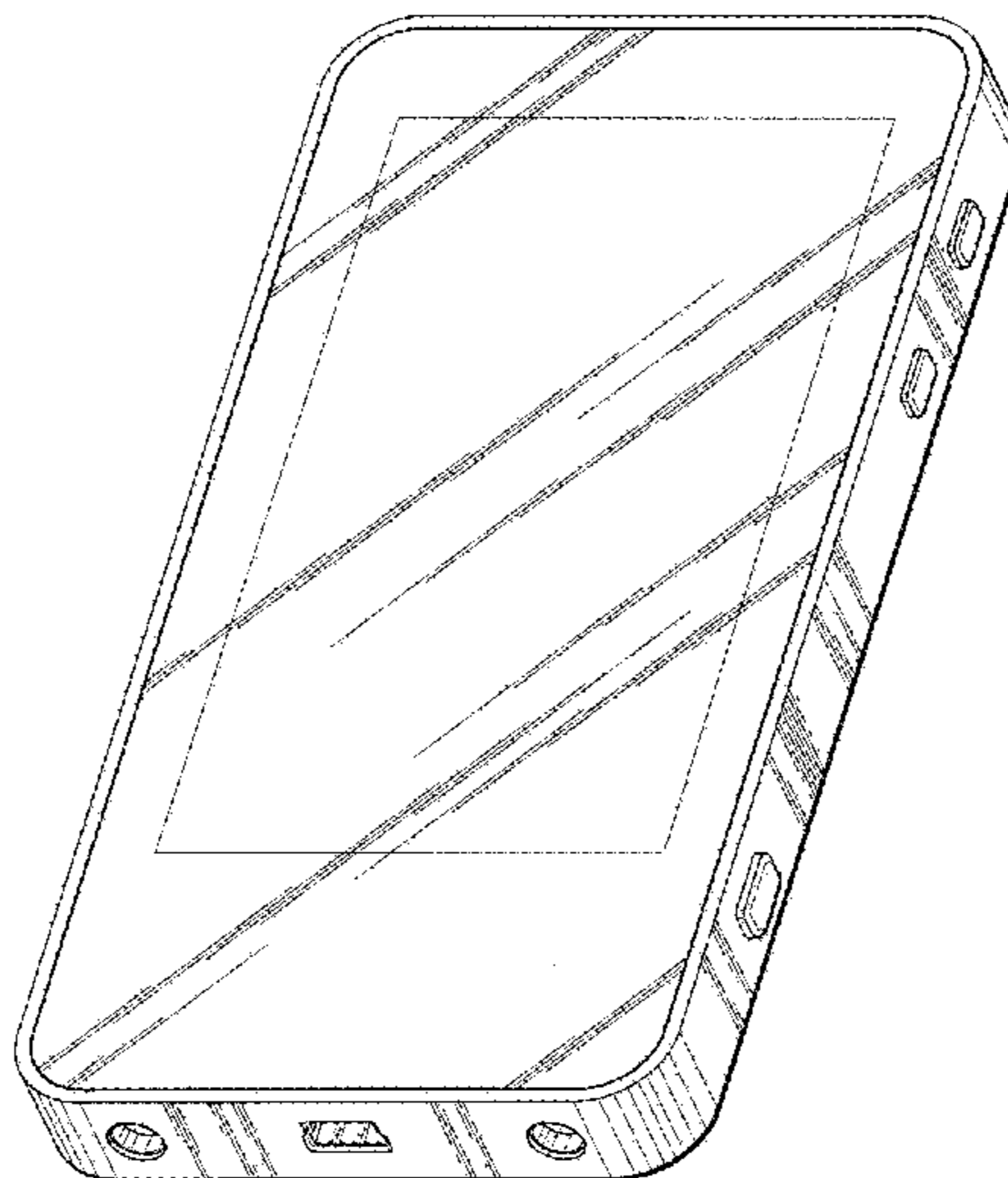
FIG. 1 a perspective view of an electronic massager showing my new design:

- FIG. 2 is a front view thereof;
- FIG. 3 is a left side view thereof;
- FIG. 4 is a right side view thereof;
- FIG. 5 is a top view thereof.
- FIG. 6 is a bottom view thereof; and,
- FIG. 7 is a back view thereof.

1 Claim, 5 Drawing Sheets

(56) **References Cited**
U.S. PATENT DOCUMENTS

- 3,234,933 A 2/1966 Martin
- 4,635,049 A 1/1987 Dodge et al.
- 4,649,513 A 3/1987 Marlin et al.
- D341,848 S 11/1993 Bigelow et al.
- 5,428,734 A 6/1995 Haynes et al.
- 5,481,665 A 1/1996 Okada et al.
- D385,870 S 11/1997 Thomas
- D391,949 S 3/1998 Munson



(56)

References Cited

U.S. PATENT DOCUMENTS

D539,917 S	4/2007	Park	
D544,871 S	6/2007	Lim et al.	
D546,836 S	7/2007	Armstrong et al.	
D548,244 S	8/2007	Fletcher	
D550,246 S	9/2007	Jewitt et al.	
D550,685 S	9/2007	Seo et al.	
D550,700 S	9/2007	Griffith	
D552,123 S	10/2007	Nijima	
D557,277 S	12/2007	Jewitt et al.	
D563,985 S	3/2008	Jewitt et al.	
D563,986 S	3/2008	Lettau et al.	
D566,724 S	4/2008	Pieratt et al.	
D586,355 S	2/2009	Mori et al.	
D599,362 S	9/2009	Danton	
D599,378 S	9/2009	Mays	
D599,817 S	9/2009	Mays	
D606,129 S *	12/2009	Ben-Moshe	D14/138 AA
D629,528 S	12/2010	Adkisson	
D633,493 S *	3/2011	Akana	D14/341
D656,118 S *	3/2012	Kim	D14/138 G
D672,343 S *	12/2012	Akana	D14/341
D675,747 S	2/2013	Lyuing	
D676,142 S	2/2013	Chen	
D682,980 S *	5/2013	Sheikh	D22/117
D749,563 S *	2/2016	Akana	D14/341
D750,729 S *	3/2016	Sheikh	D22/117
D758,606 S *	6/2016	Chen	D24/215
D759,263 S *	6/2016	Chen	D24/215
D762,872 S *	8/2016	Chen	D24/215
D763,253 S *	8/2016	Akana	D14/341
D772,865 S *	11/2016	Akana	D14/341
D779,484 S *	2/2017	Akana	D14/341
D779,677 S *	2/2017	Chen	D24/215

* cited by examiner

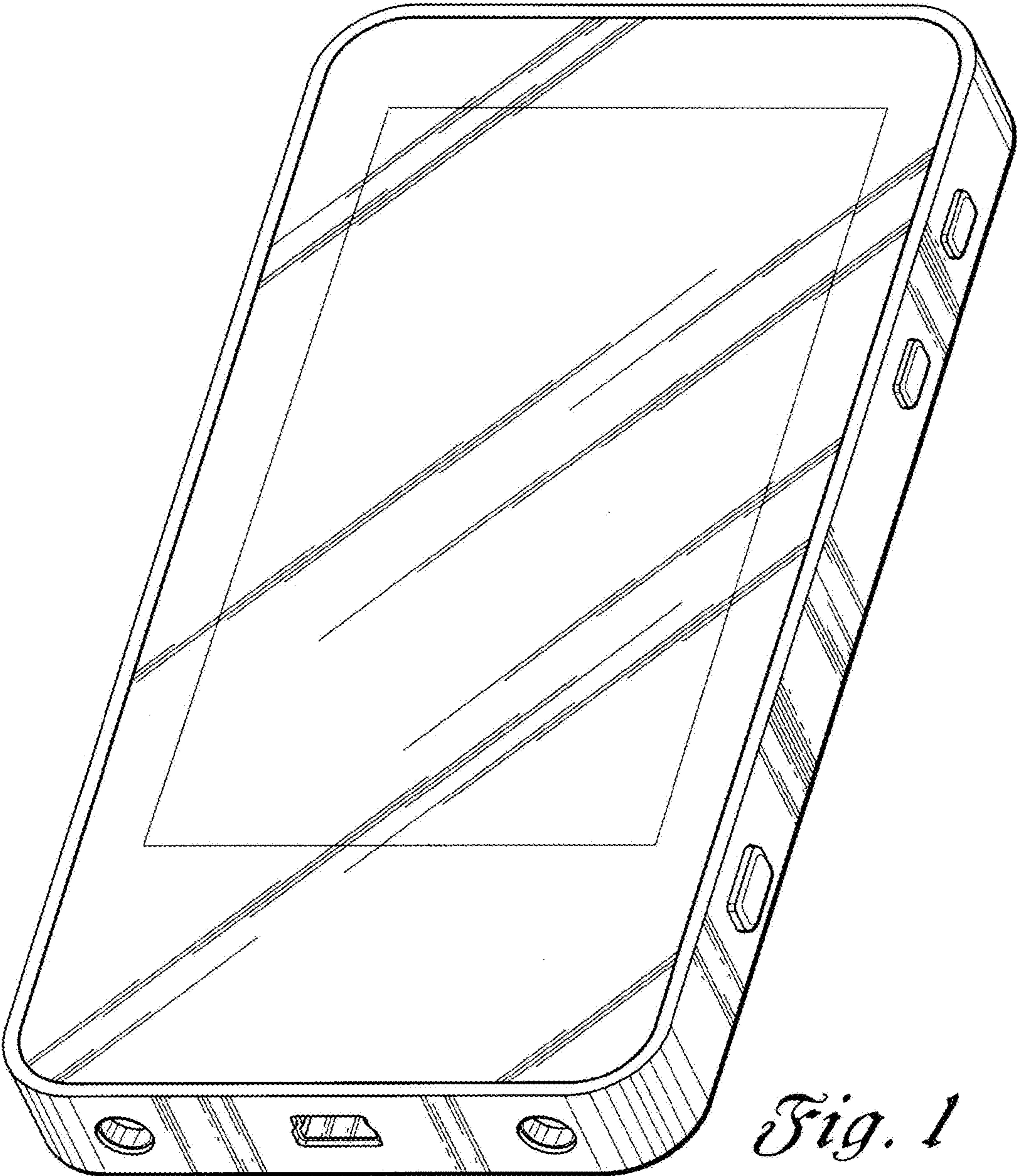


Fig. 1

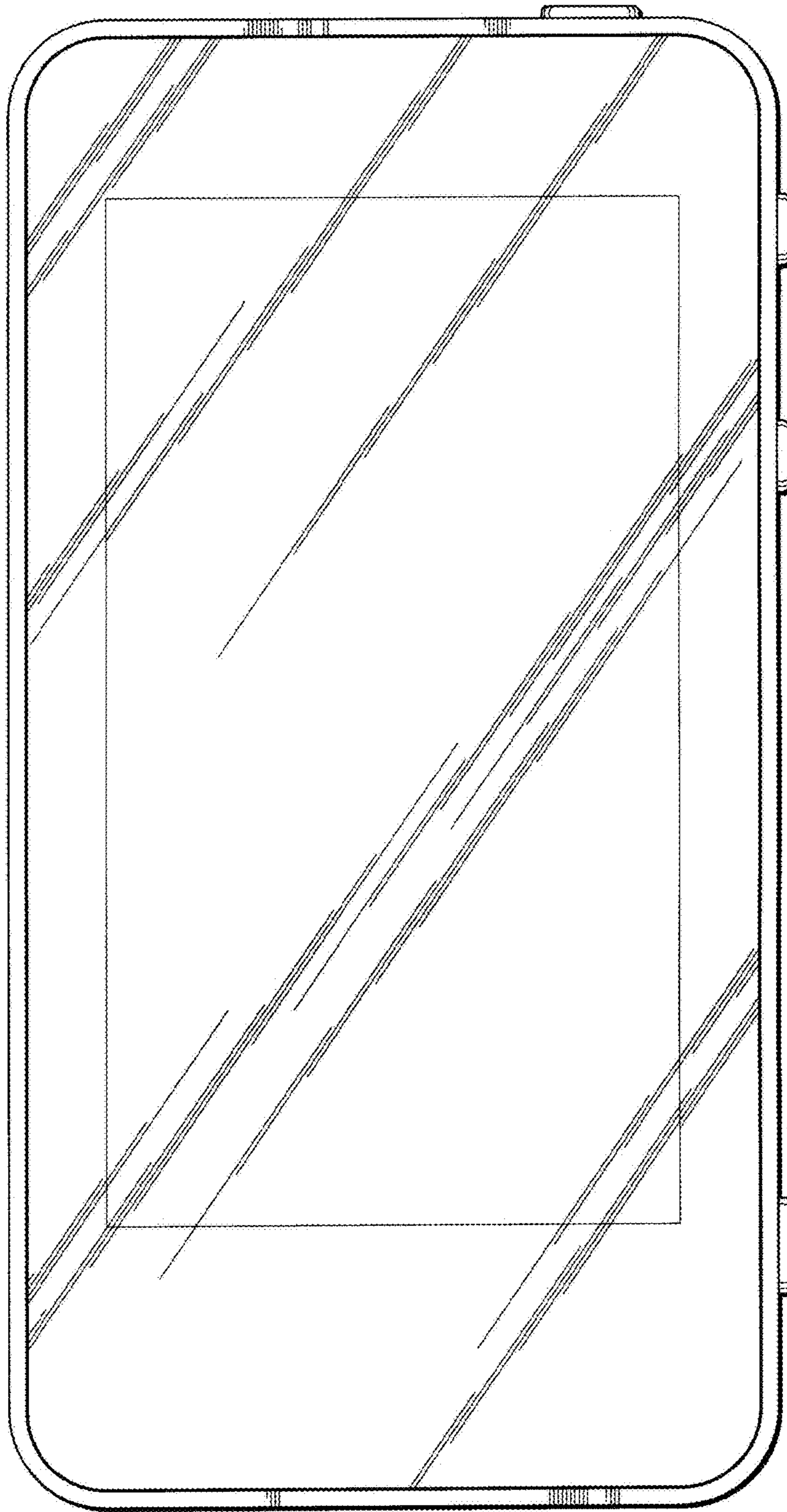


Fig. 2




Fig. 3




Fig. 4

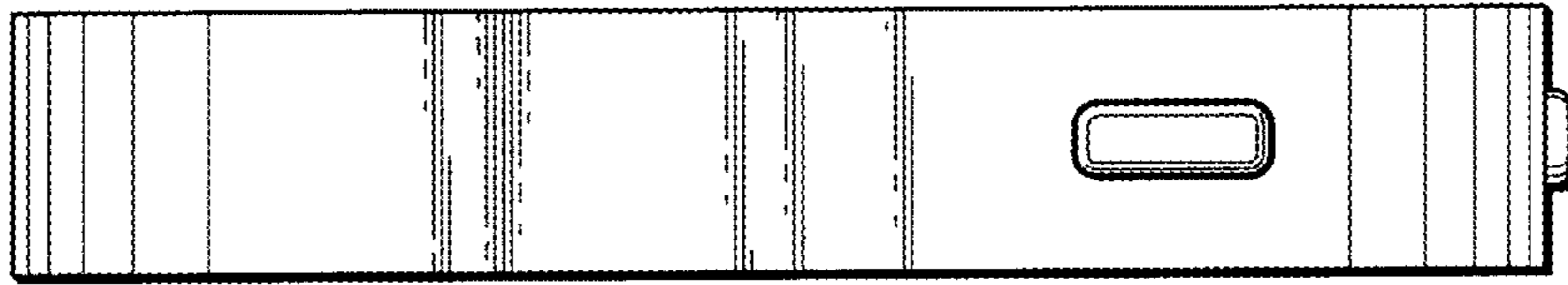


Fig. 5




Fig. 6




Fig. 7