



US00D813396S

(12) **United States Design Patent**
Yoon

(10) **Patent No.:** **US D813,396 S**
(45) **Date of Patent:** **** Mar. 20, 2018**

(54) **ELECTRONIC DEVICE**

(71) Applicant: **SAMSUNG ELECTRONICS CO., LTD.**, Suwon-si (KR)

(72) Inventor: **Ki Hyun Yoon**, Busan (KR)

(73) Assignee: **SAMSUNG ELECTRONICS CO., LTD.**, Gyeonggi-Do (KR)

(**) Term: **15 Years**

(21) Appl. No.: **29/555,611**

(22) Filed: **Feb. 23, 2016**

(30) **Foreign Application Priority Data**

Aug. 28, 2015 (KR) 30-2015-0043522

(51) **LOC (11) Cl.** **24-01**

(52) **U.S. Cl.**
USPC **D24/167; D24/186**

(58) **Field of Classification Search**

USPC D24/185, 186, 107, 165-169, 187, 231, D24/232; D10/70, 75, 78, 81, 96
CPC A61B 2560/0443; A61B 5/024; A61B 5/02411; A61B 5/02427; A61B 5/02438; A61B 2560/0462; A61B 5/0011; A61B 8/02; A61B 8/0866; A61B 5/0402; A61B 5/0404; A61B 5/04085; A61B 5/0444

See application file for complete search history.

(56) **References Cited**

U.S. PATENT DOCUMENTS

D639,437 S 6/2011 Bishay et al.
D702,355 S * 4/2014 Laplante D24/186
D714,942 S * 10/2014 Hwang D24/167
D715,665 S * 10/2014 Park D10/70
D717,955 S * 11/2014 Bishay D24/167

D761,434 S * 7/2016 Nelson D24/186
D764,060 S * 8/2016 Singh D24/167
D776,821 S * 1/2017 Chou D24/186
2013/0262730 A1* 10/2013 Al-Ali A61B 5/002
710/303
2015/0190066 A1* 7/2015 Boege A61B 5/0404
600/509
2015/0238094 A1* 8/2015 Lai A61B 5/0002
600/301

FOREIGN PATENT DOCUMENTS

EM 0003542530002 6/2005
EM 0007535120001 6/2007

* cited by examiner

Primary Examiner — Anhdao Doan

(74) *Attorney, Agent, or Firm* — Cantor Colburn LLP

(57) **CLAIM**

I claim the ornamental design for an electronic device, as shown and described.

DESCRIPTION

FIG. 1 is a front perspective view of an electronic device showing my new design;
FIG. 2 is a front view thereof;
FIG. 3 is a rear view thereof;
FIG. 4 is a left-side view thereof;
FIG. 5 is a right-side view thereof;
FIG. 6 is a top plan view thereof;
FIG. 7 is a bottom plan view thereof; and,
FIG. 8 is a front perspective view thereof shown in an example environment.

The broken lines depicting an upper element in FIG. 8 represent an environment, and all other broken lines represent portions of the electronic device that form no part of the claimed design.

1 Claim, 6 Drawing Sheets

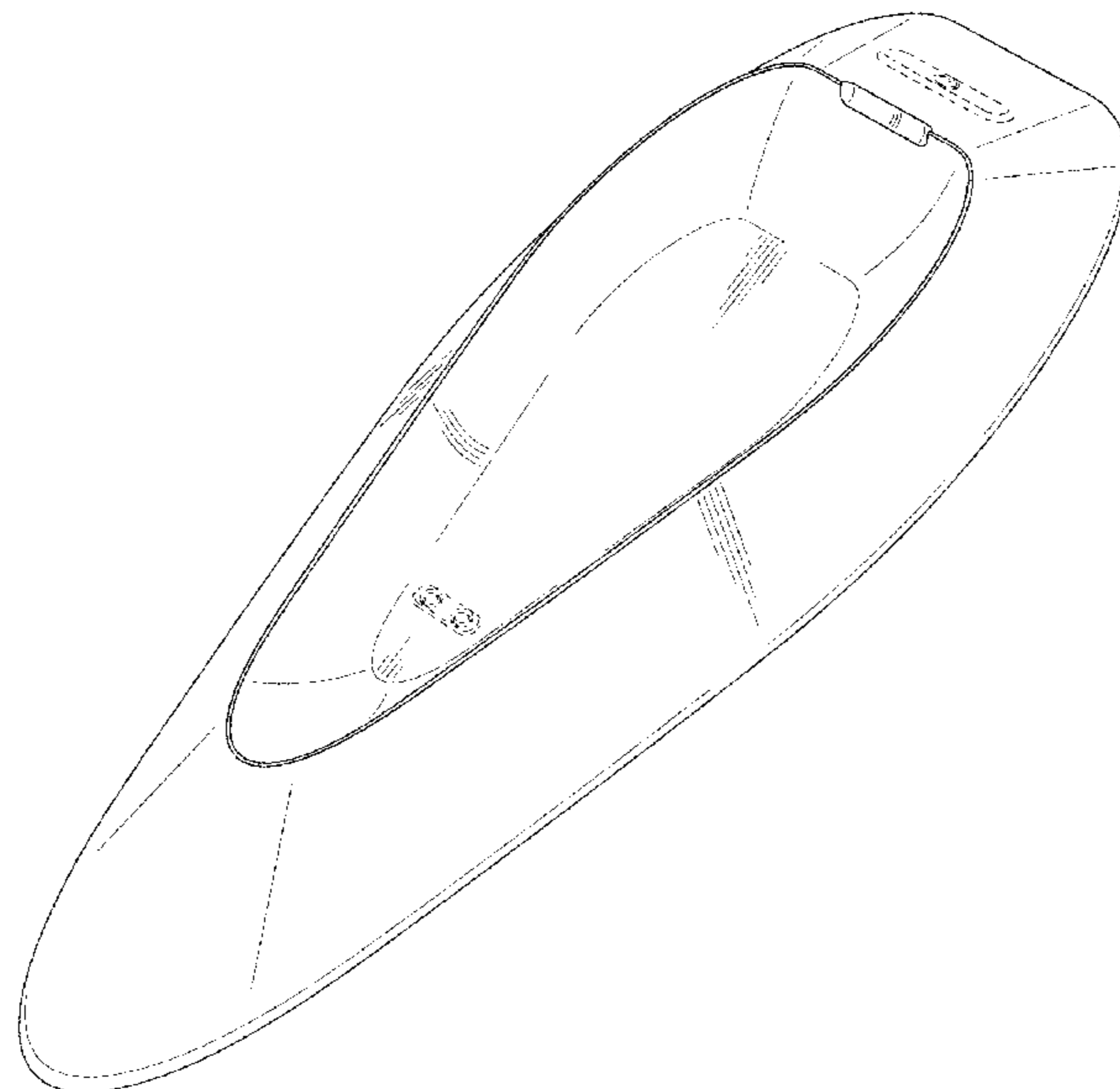


FIG. 1

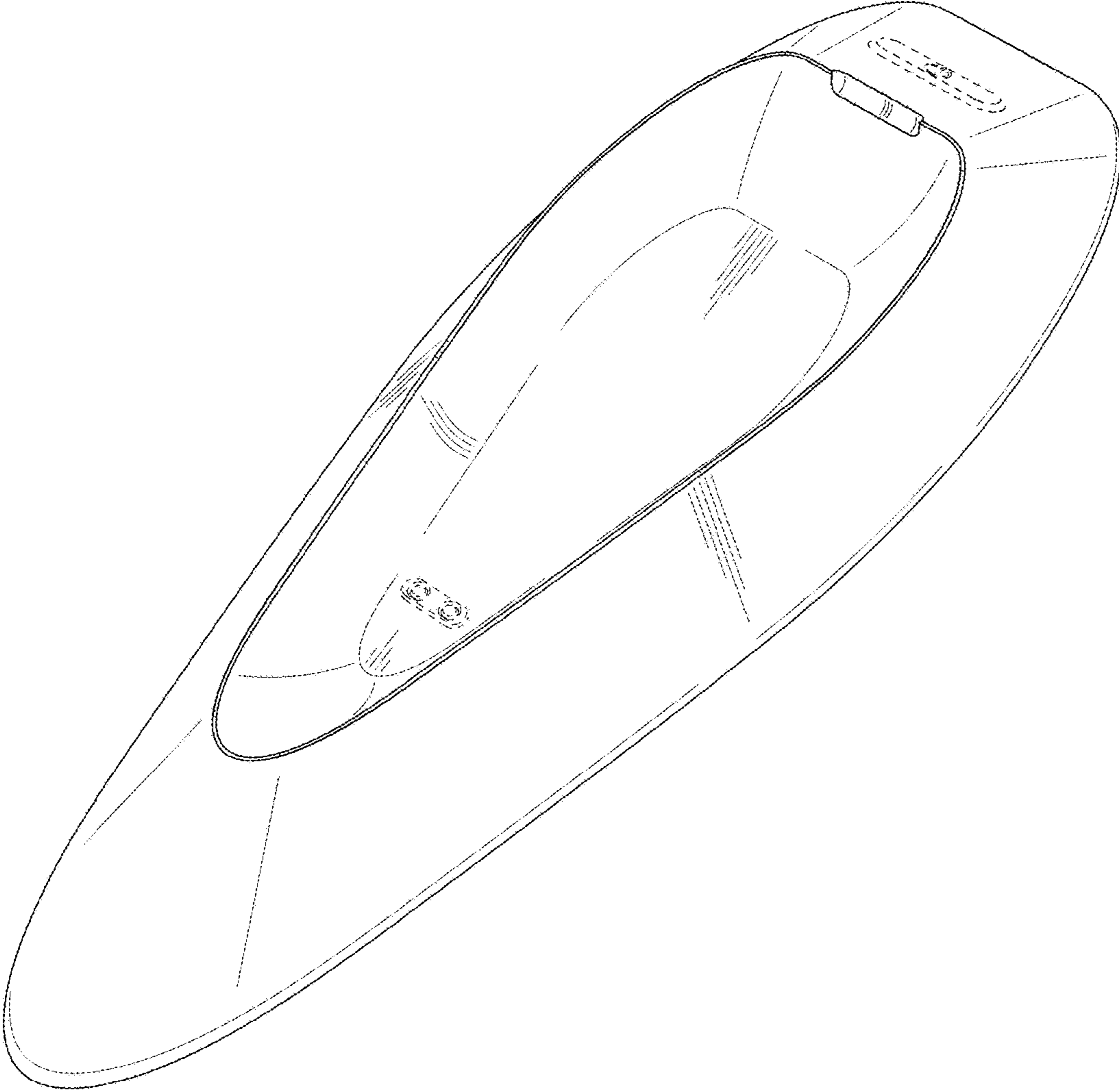


FIG. 2

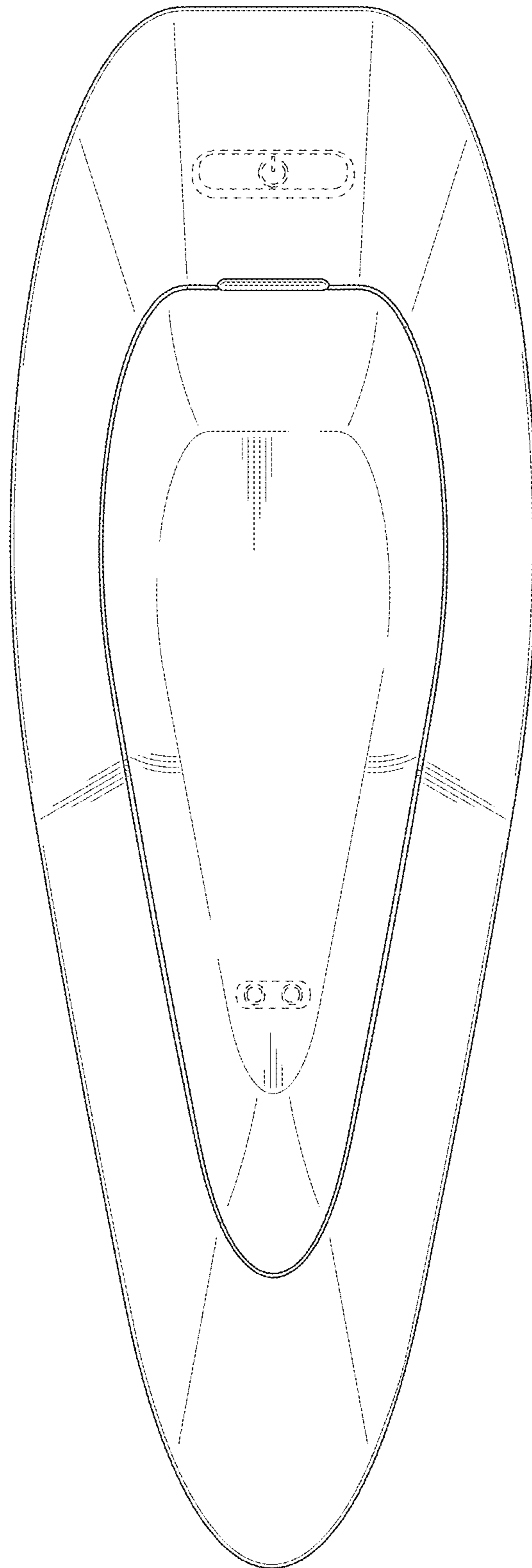


FIG. 3

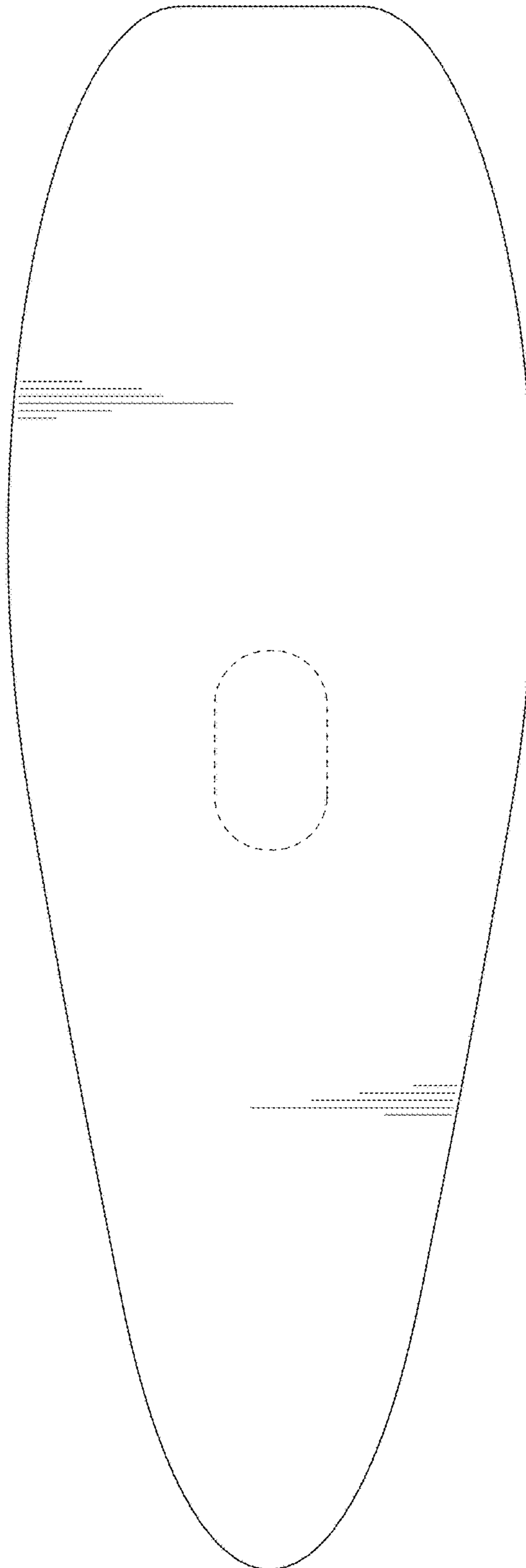


FIG. 4

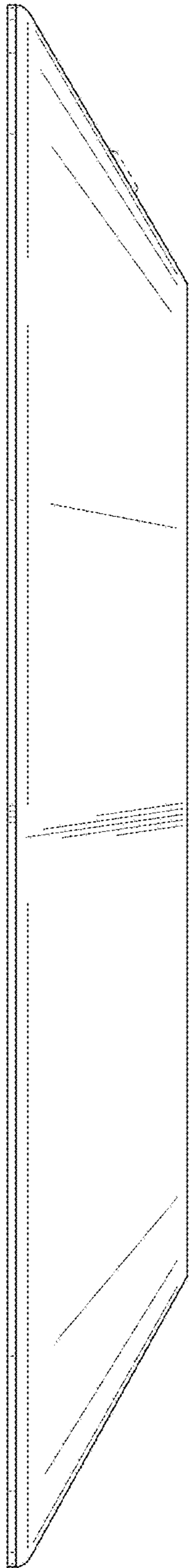


FIG. 5

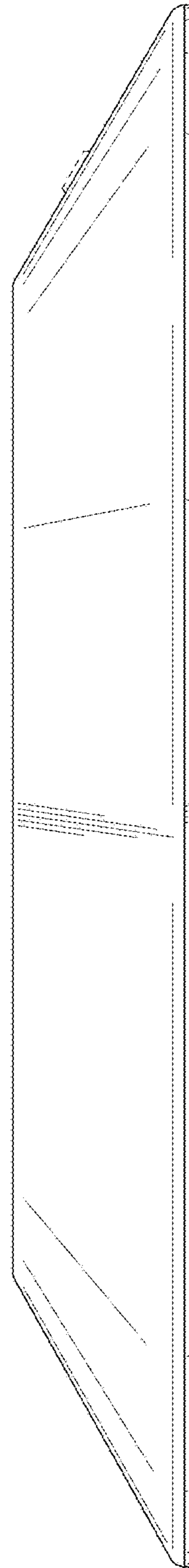


FIG. 6

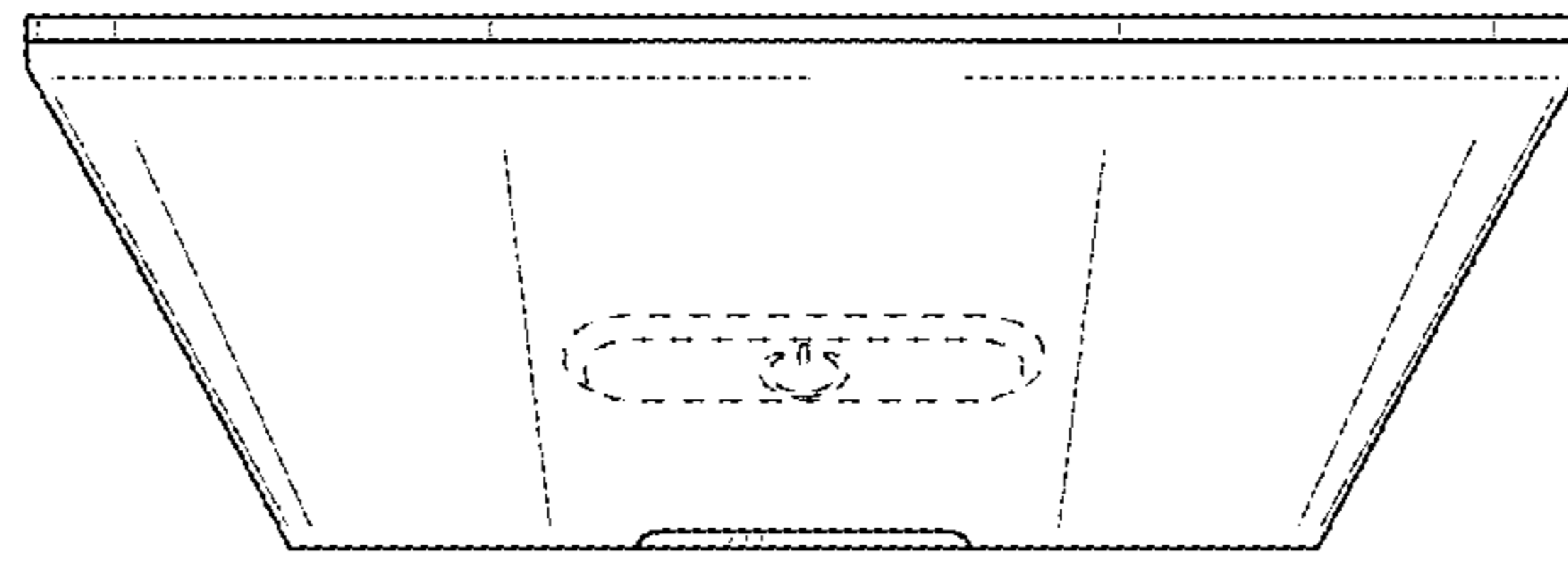


FIG. 7

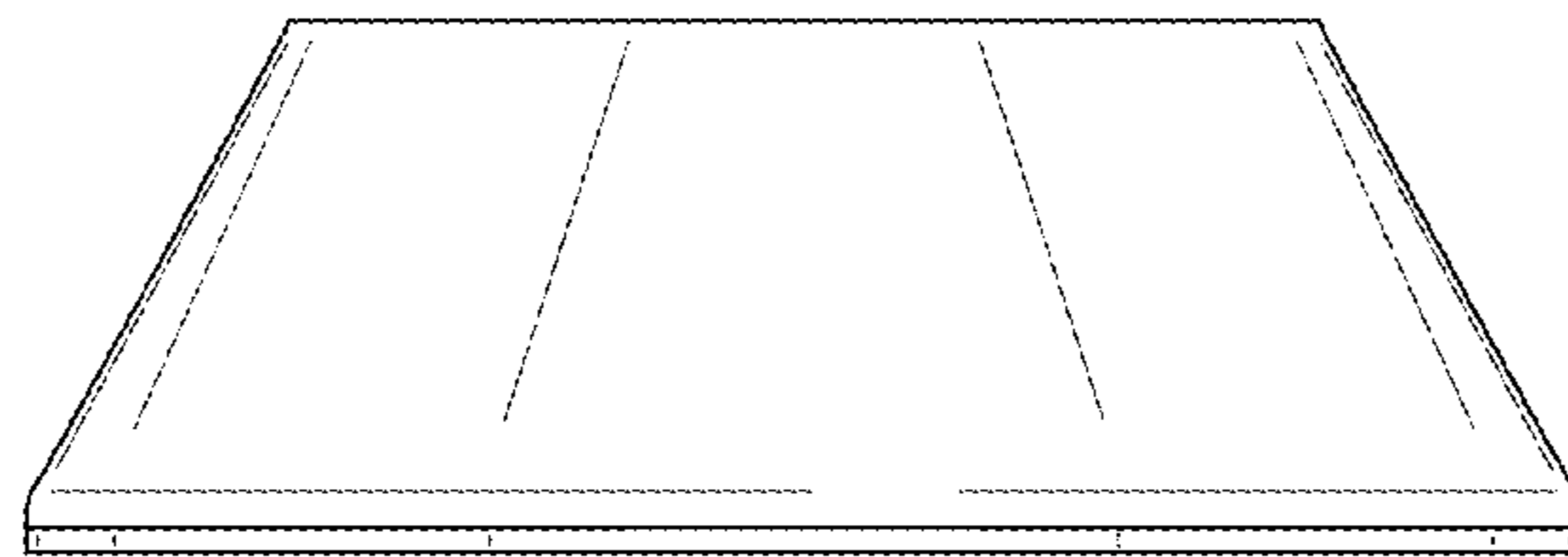


FIG. 8

