



US00D813394S

(12) **United States Design Patent**  
**DaCosta et al.**

(10) **Patent No.:** **US D813,394 S**  
(45) **Date of Patent:** **\*\* Mar. 20, 2018**

- (54) **WEDGE INSERT**
- (71) Applicant: **PARAGON 28, INC.**, Englewood, CO (US)
- (72) Inventors: **Albert DaCosta**, Lone Tree, CO (US);  
**Benjamin Majors**, Englewood, CO (US)
- (73) Assignee: **PARAGON 28, INC.**, Englewood, CO (US)

|                   |         |          |       |             |
|-------------------|---------|----------|-------|-------------|
| 6,723,097 B2 *    | 4/2004  | Fraser   | ..... | A61F 2/4684 |
|                   |         |          |       | 606/247     |
| 8,357,167 B2 *    | 1/2013  | Errico   | ..... | A61F 2/442  |
|                   |         |          |       | 606/90      |
| D691,272 S *      | 10/2013 | Dacosta  | ..... | D24/155     |
| D720,456 S *      | 12/2014 | Dacosta  | ..... | D24/155     |
| D720,457 S *      | 12/2014 | Bono     | ..... | D24/155     |
| D767,133 S *      | 9/2016  | Gotfried | ..... | D24/155     |
| 9,585,765 B2 *    | 3/2017  | Niemiec  | ..... | A61F 2/447  |
| D794,796 S *      | 8/2017  | Lin      | ..... | D24/155     |
| 2003/0105526 A1 * | 6/2003  | Bryant   | ..... | A61F 2/28   |
|                   |         |          |       | 623/16.11   |

(\*\*) Term: **15 Years**

(21) Appl. No.: **29/591,160**

(22) Filed: **Jan. 17, 2017**

(51) **LOC (11) Cl.** ..... **24-02**

(52) **U.S. Cl.**  
USPC ..... **D24/155**

(58) **Field of Classification Search**  
USPC ..... D24/155-157  
CPC ..... A61F 2/4611; A61F 2/442; A61F 2/447;  
A61F 2220/0025; A61F 2310/00023;  
A61F 2310/00017; A61F 2002/4475;  
A61F 2002/30841; A61F 2002/2835;  
A61F 2002/30904; A61F 2002/30785;  
A61F 2002/443; A61F 2002/30578  
See application file for complete search history.

(56) **References Cited**

**U.S. PATENT DOCUMENTS**

|               |         |        |       |            |
|---------------|---------|--------|-------|------------|
| 4,863,477 A * | 9/1989  | Monson | ..... | A61F 2/441 |
|               |         |        |       | 623/17.12  |
| 6,008,433 A * | 12/1999 | Stone  | ..... | A61B 17/68 |
|               |         |        |       | 623/20.14  |

\* cited by examiner

*Primary Examiner* — Charles Hanson

(74) *Attorney, Agent, or Firm* — Heslin Rothenberg  
Farley & Mesiti P.C.

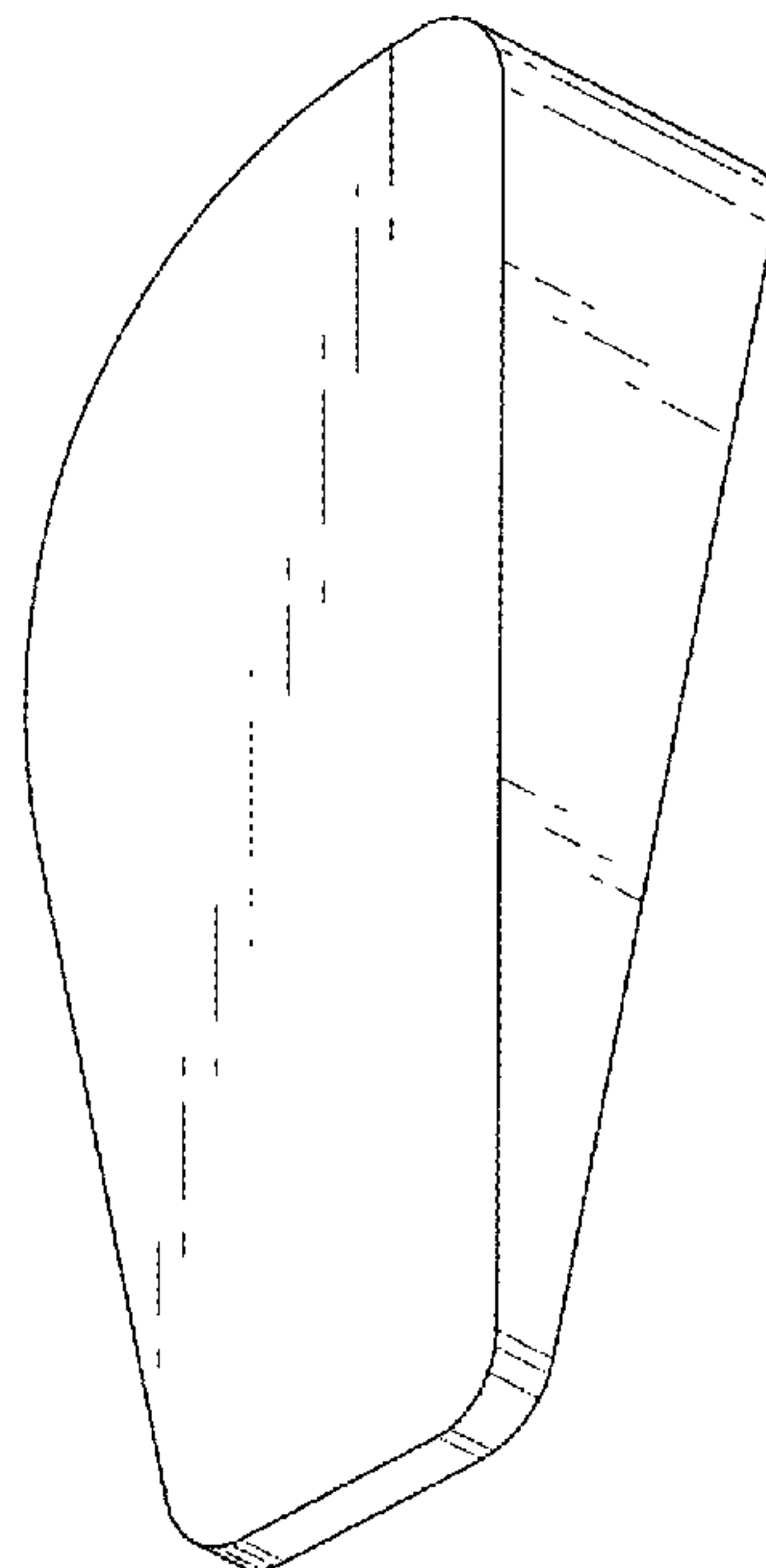
(57) **CLAIM**

The ornamental design for a wedge insert, as shown and described.

**DESCRIPTION**

FIG. 1 is a front perspective view of a wedge insert comprising the new design;  
FIG. 2 is a back perspective view of the design of FIG. 1;  
FIG. 3 is a front elevational view of the design of FIG. 1, where the back elevational view is a mirror image thereof;  
FIG. 4 is a top view of the design of FIG. 1;  
FIG. 5 is a bottom view of the design of FIG. 1;  
FIG. 6 is a right elevational view of the design of FIG. 1; and,  
FIG. 7 is a left elevational view of the design of FIG. 1.  
The relatively light unevenly broken lines represent contour and are not surface decoration.

**1 Claim, 2 Drawing Sheets**



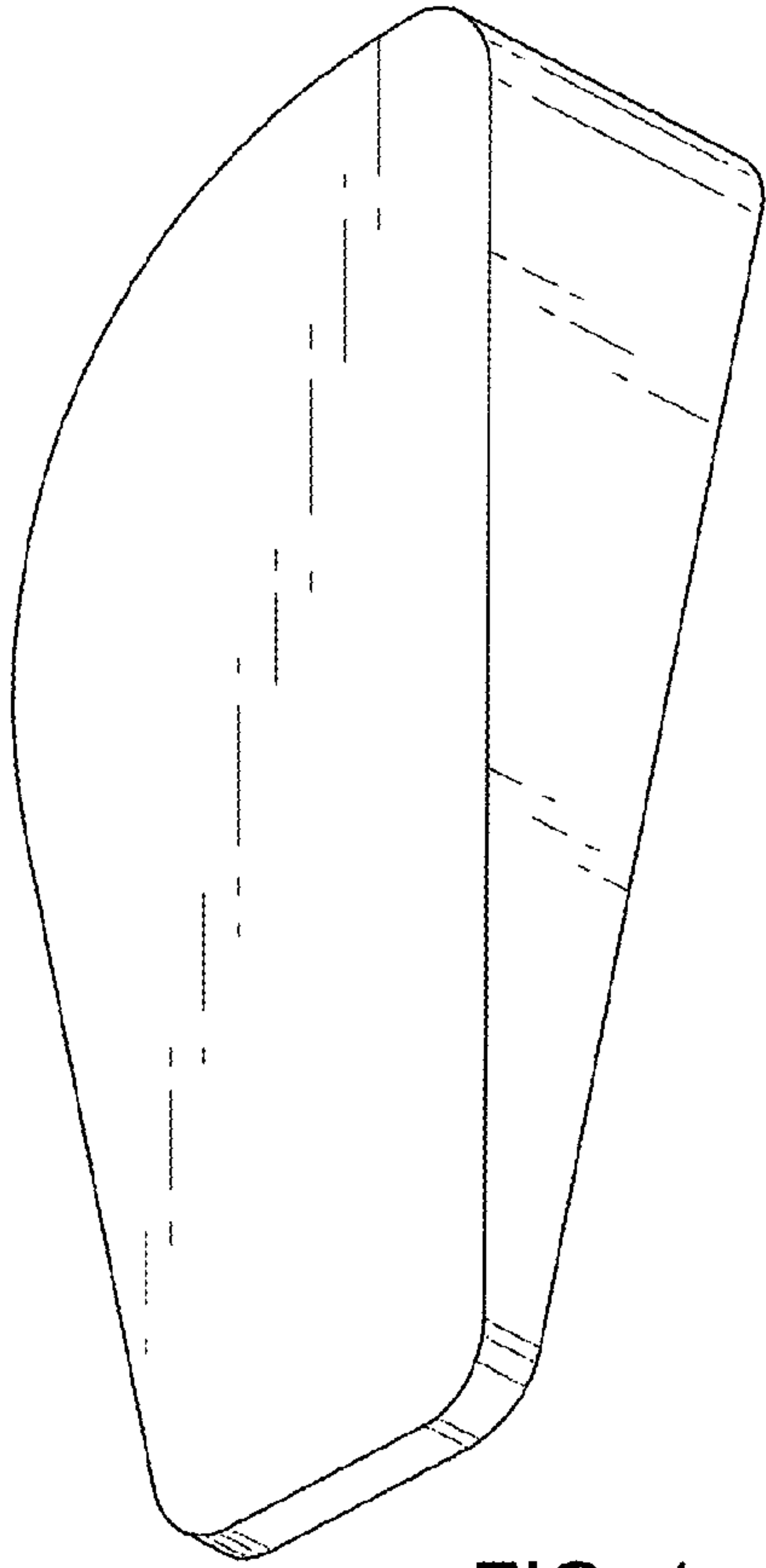


FIG. 1

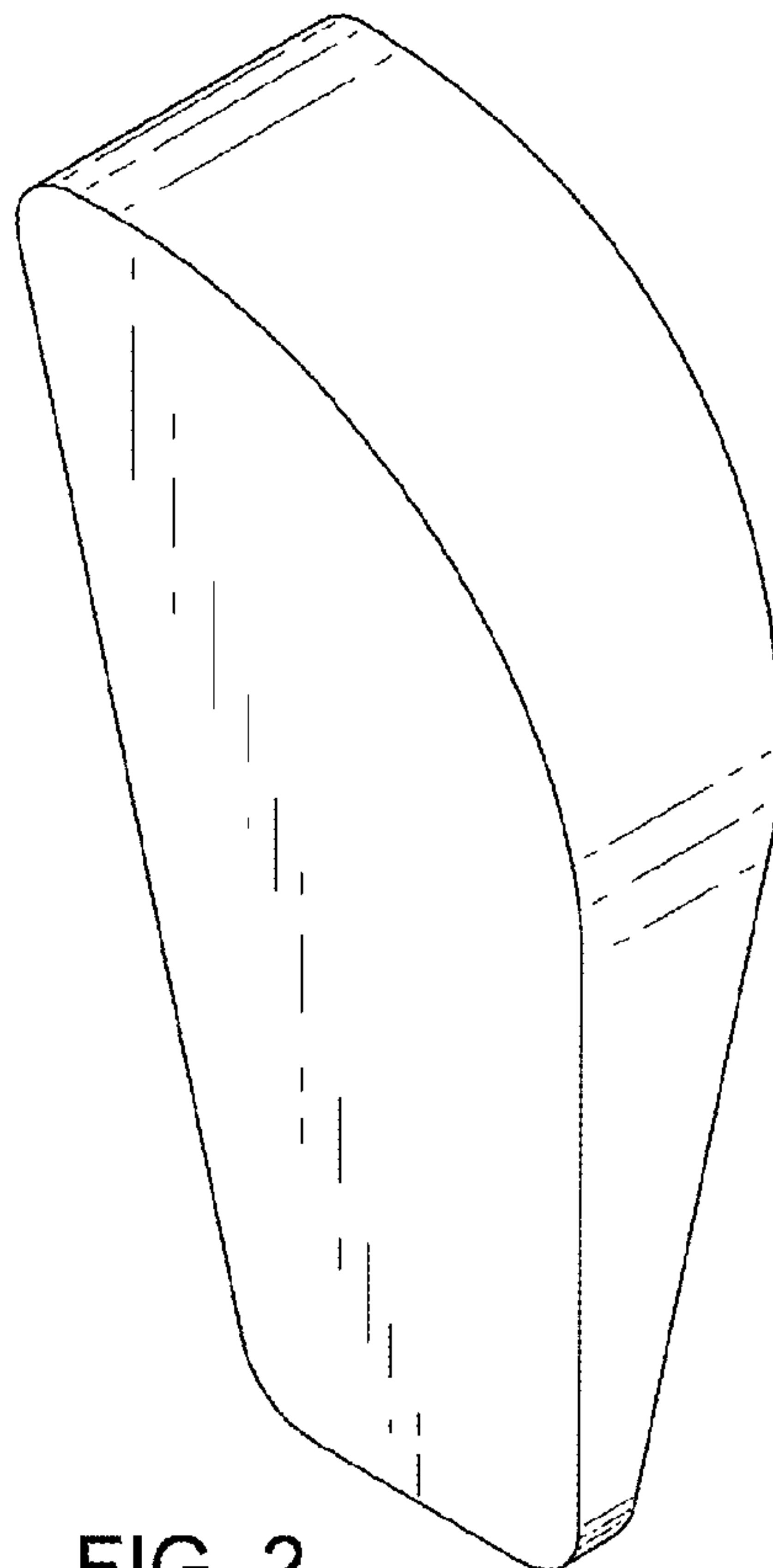


FIG. 2

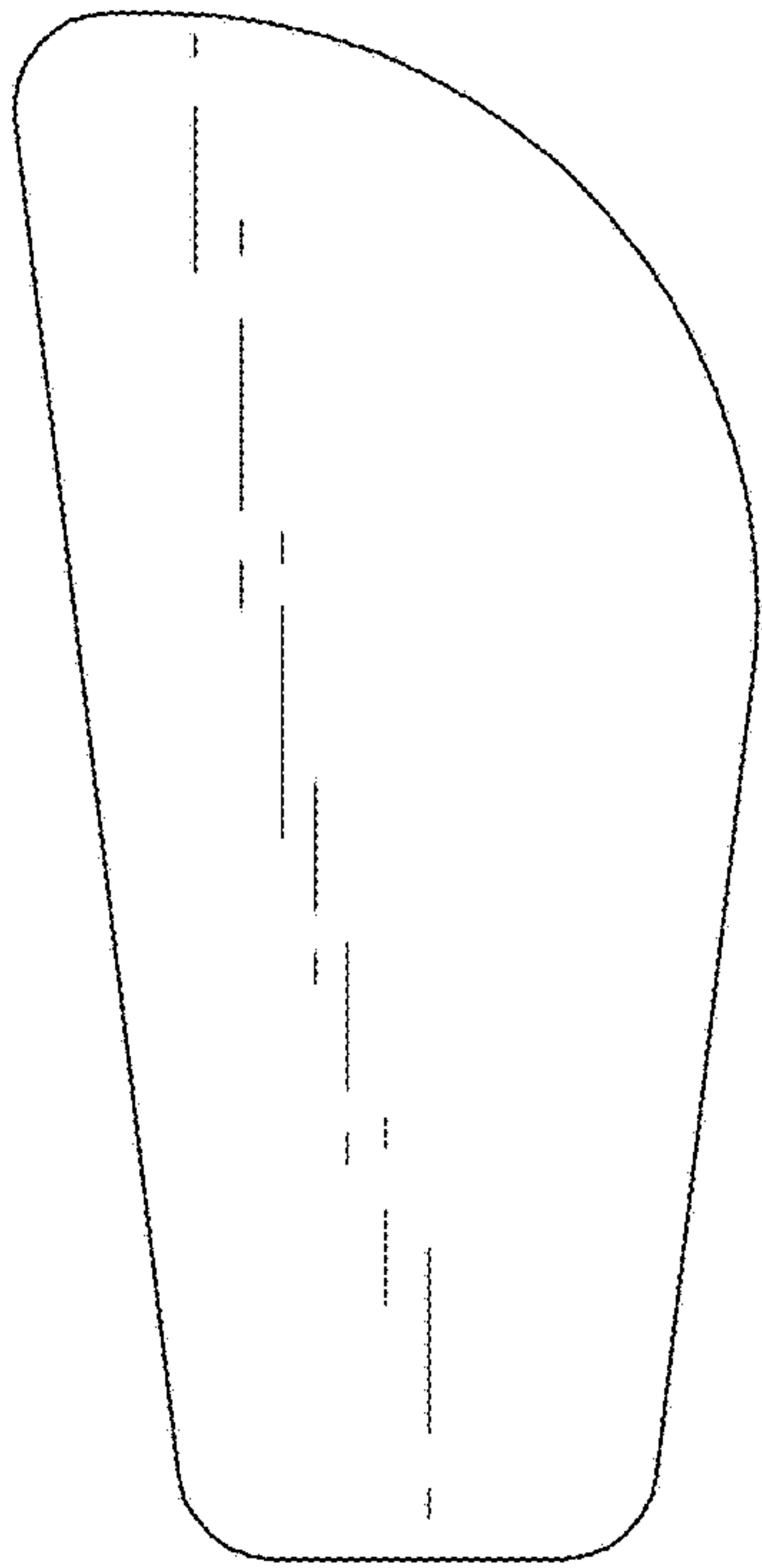


FIG. 3

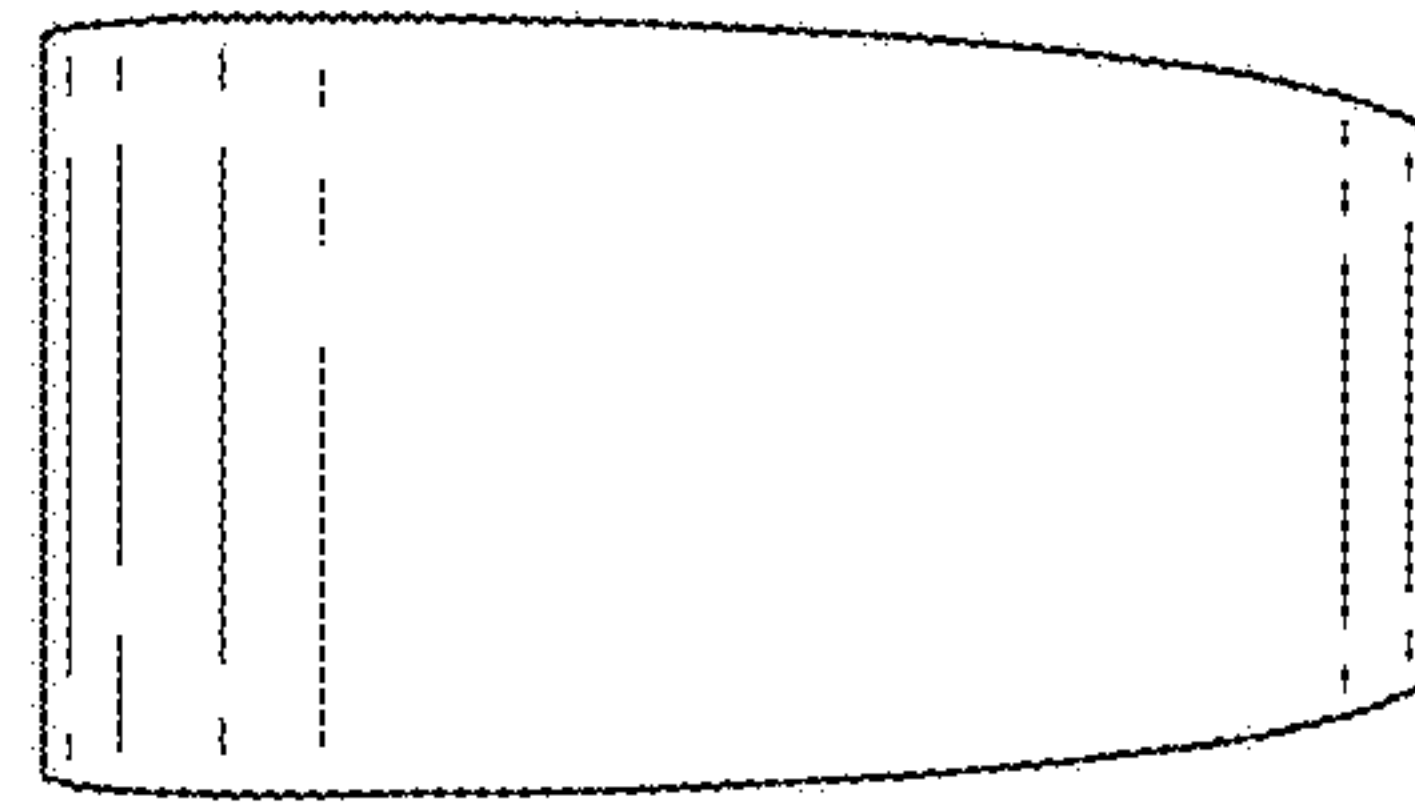


FIG. 4

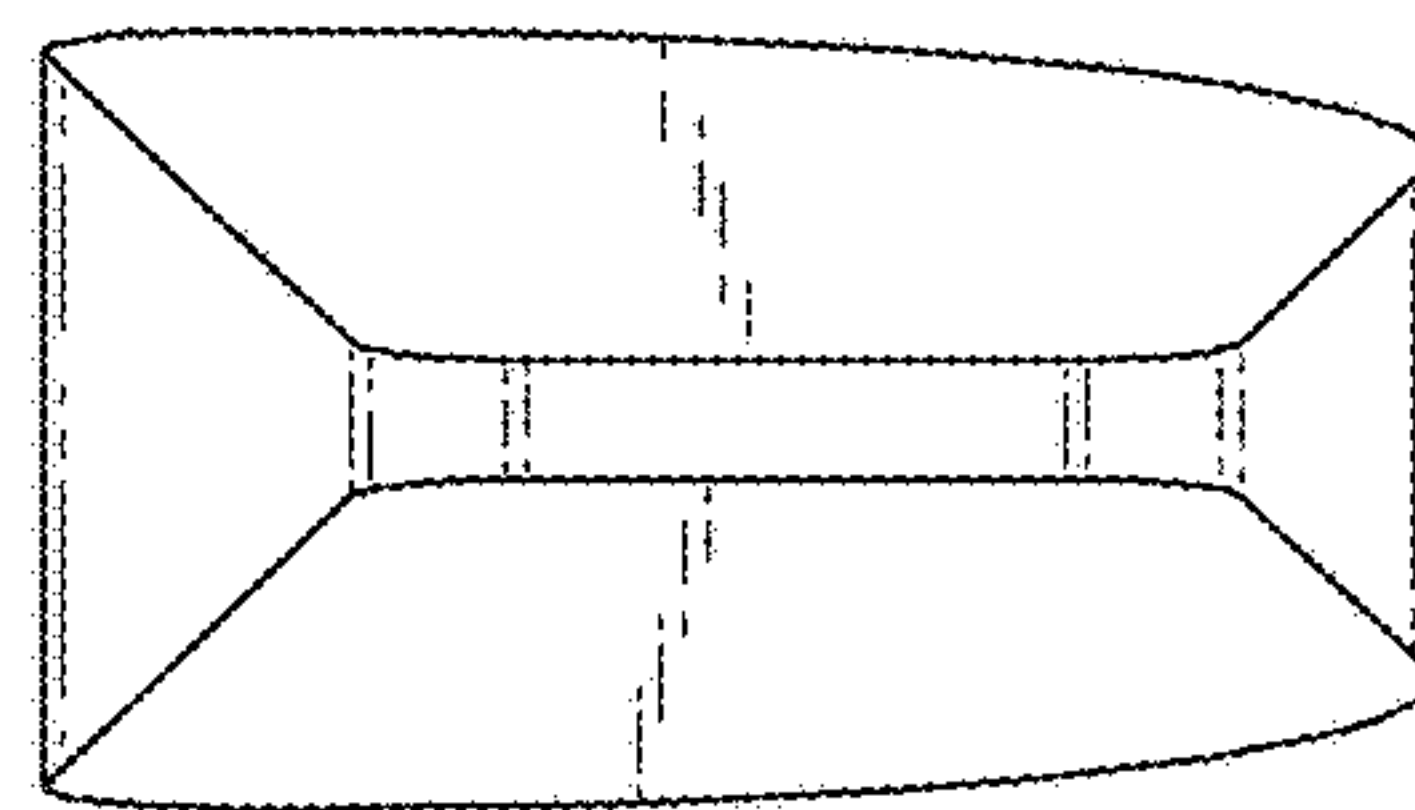


FIG. 5

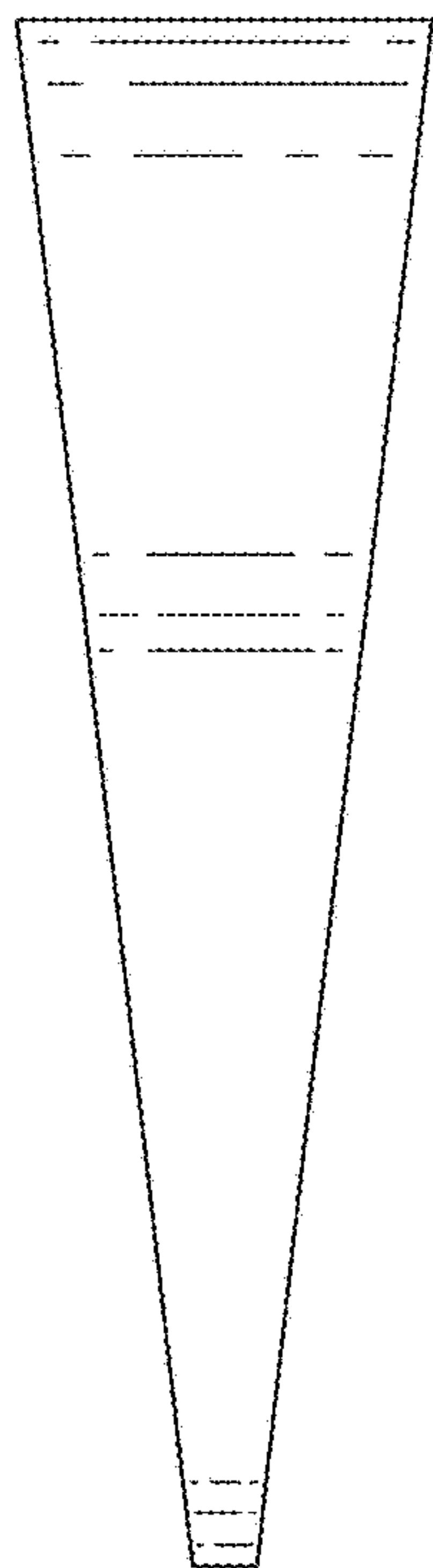


FIG. 6

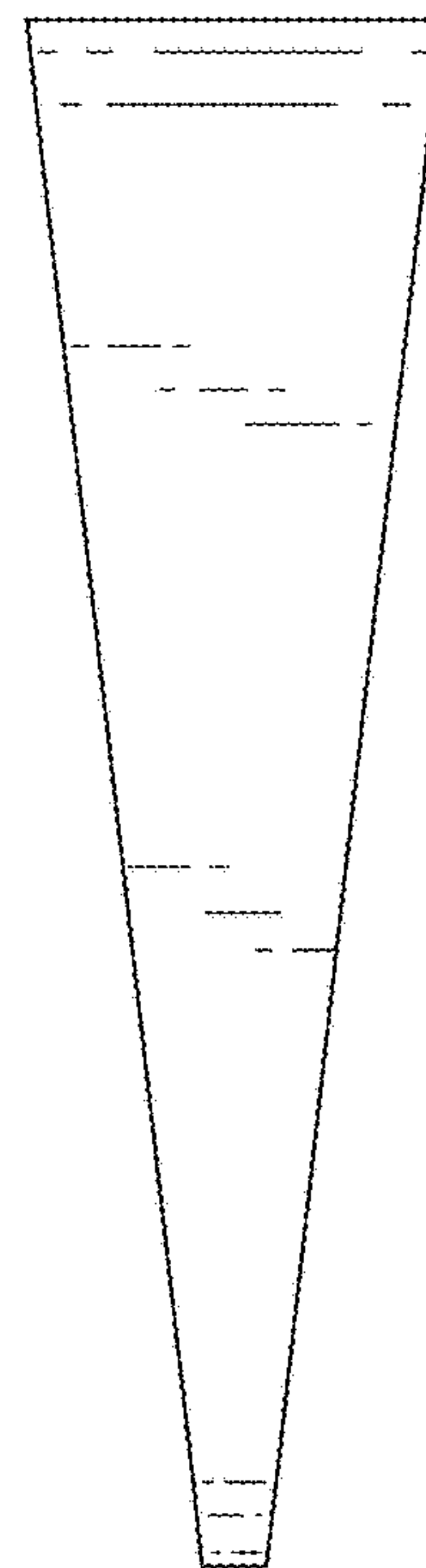


FIG. 7