



US00D813392S

(12) **United States Design Patent**  
**Wang**

(10) **Patent No.:** **US D813,392 S**  
(45) **Date of Patent:** **\*\* Mar. 20, 2018**

- (54) **DENTAL INTRAORAL CAMERA**
- (71) Applicant: **Ping Wang**, Woodstock (CA)
- (72) Inventor: **Ping Wang**, Woodstock (CA)
- (\*\*) Term: **15 Years**
- (21) Appl. No.: **29/594,631**
- (22) Filed: **Feb. 21, 2017**

**Related U.S. Application Data**

- (63) Continuation-in-part of application No. 29/551,807, filed on Jan. 16, 2016.
- (51) **LOC (11) Cl.** ..... **24-02**
- (52) **U.S. Cl.**  
USPC ..... **D24/152**
- (58) **Field of Classification Search**  
USPC ..... D24/152, 176, 158, 137-138  
CPC ..... A61C 1/088; A61C 1/10; A61C 1/147;  
A61B 1/05; A61B 1/045; A61B 1/042;  
A61B 1/0002; A61B 1/0615; A61B 1/24;  
A61B 1/00096; A61B 5/0088; H04N  
5/23212  
See application file for complete search history.

(56) **References Cited**

**U.S. PATENT DOCUMENTS**

- D414,867 S \* 10/1999 Moriwaki ..... D24/152
- 6,019,721 A \* 2/2000 Holmes ..... A61B 1/24  
433/29

- 6,761,561 B2 \* 7/2004 Mandelkern ..... A61B 1/05  
433/29
- D613,865 S \* 4/2010 De Charentenay ..... D24/152
- D630,747 S \* 1/2011 Shinohara ..... D24/152
- D674,091 S \* 1/2013 Carlson ..... D24/152
- 9,220,414 B2 \* 12/2015 Hack ..... A61B 5/0088
- D785,176 S \* 4/2017 Tseng ..... D24/152
- 2016/0330365 A1 \* 11/2016 Maruyama ..... A61B 1/24

\* cited by examiner

*Primary Examiner* — Wan Laymon

(74) *Attorney, Agent, or Firm* — Ming Chow; Sinorica, LLC

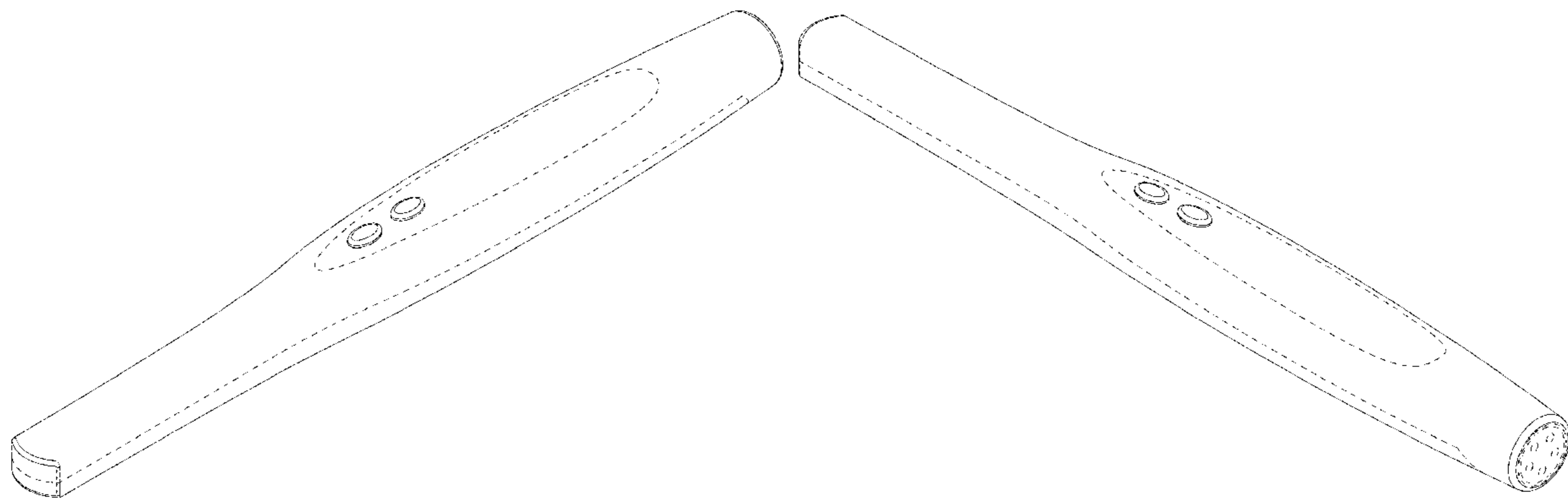
(57) **CLAIM**

The ornamental design for a dental intraoral camera, as shown and described.

**DESCRIPTION**

FIG. 1 is a front perspective view of a dental intraoral camera showing my new design;  
 FIG. 2 is a rear perspective view thereof;  
 FIG. 3 is a front elevational view thereof;  
 FIG. 4 is a rear elevational view thereof;  
 FIG. 5 is a left side elevational view thereof;  
 FIG. 6 is a right side elevational view thereof;  
 FIG. 7 is a top plan view thereof; and,  
 FIG. 8 is a bottom plan view thereof.  
 The broken lines showing a data port in FIG. 2 and FIG. 4 and the broken lines showing aesthetic contours in FIGS. 1-8 are included for the purpose of illustrating environmental structure and forms no part of the claimed design.

**1 Claim, 8 Drawing Sheets**



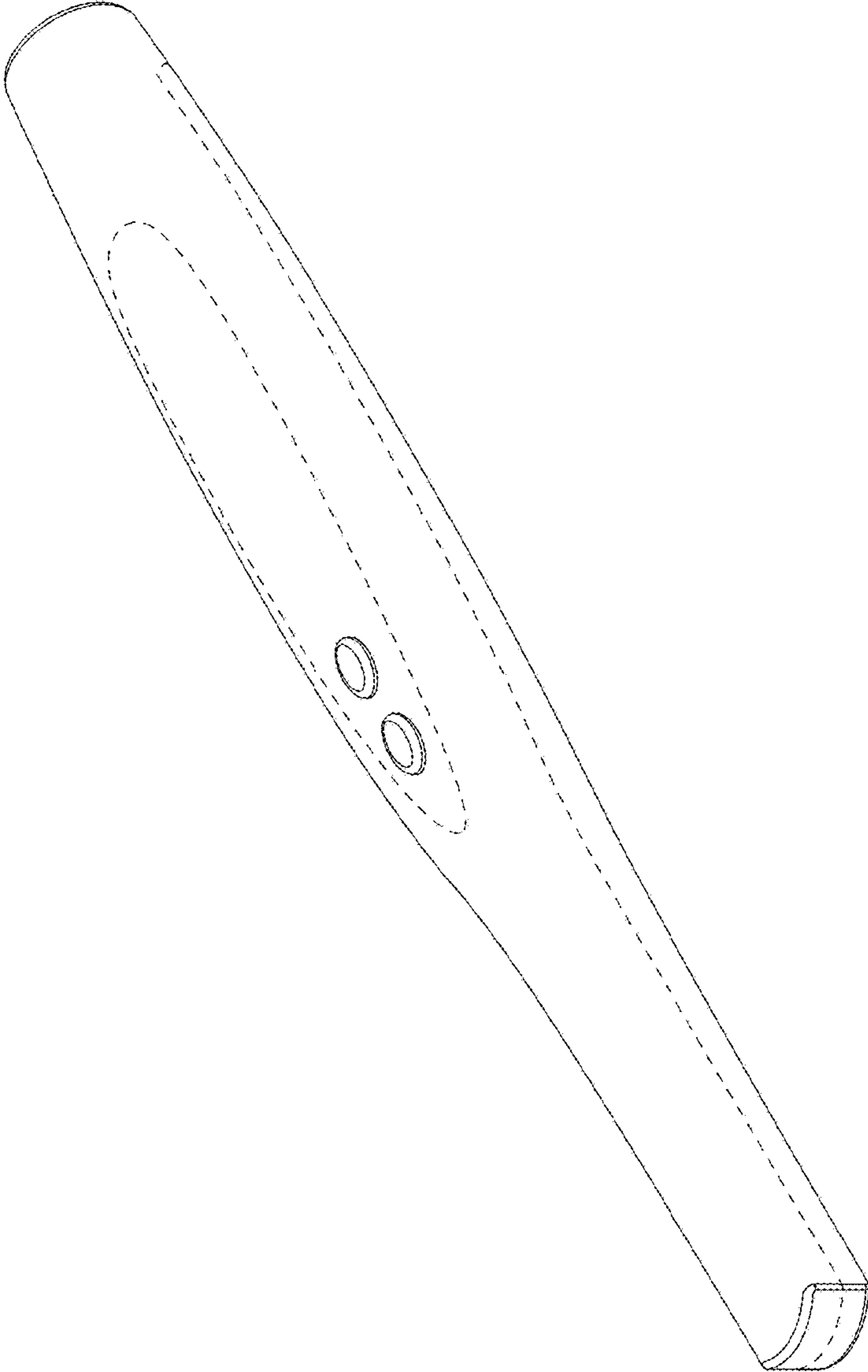


FIG. 1

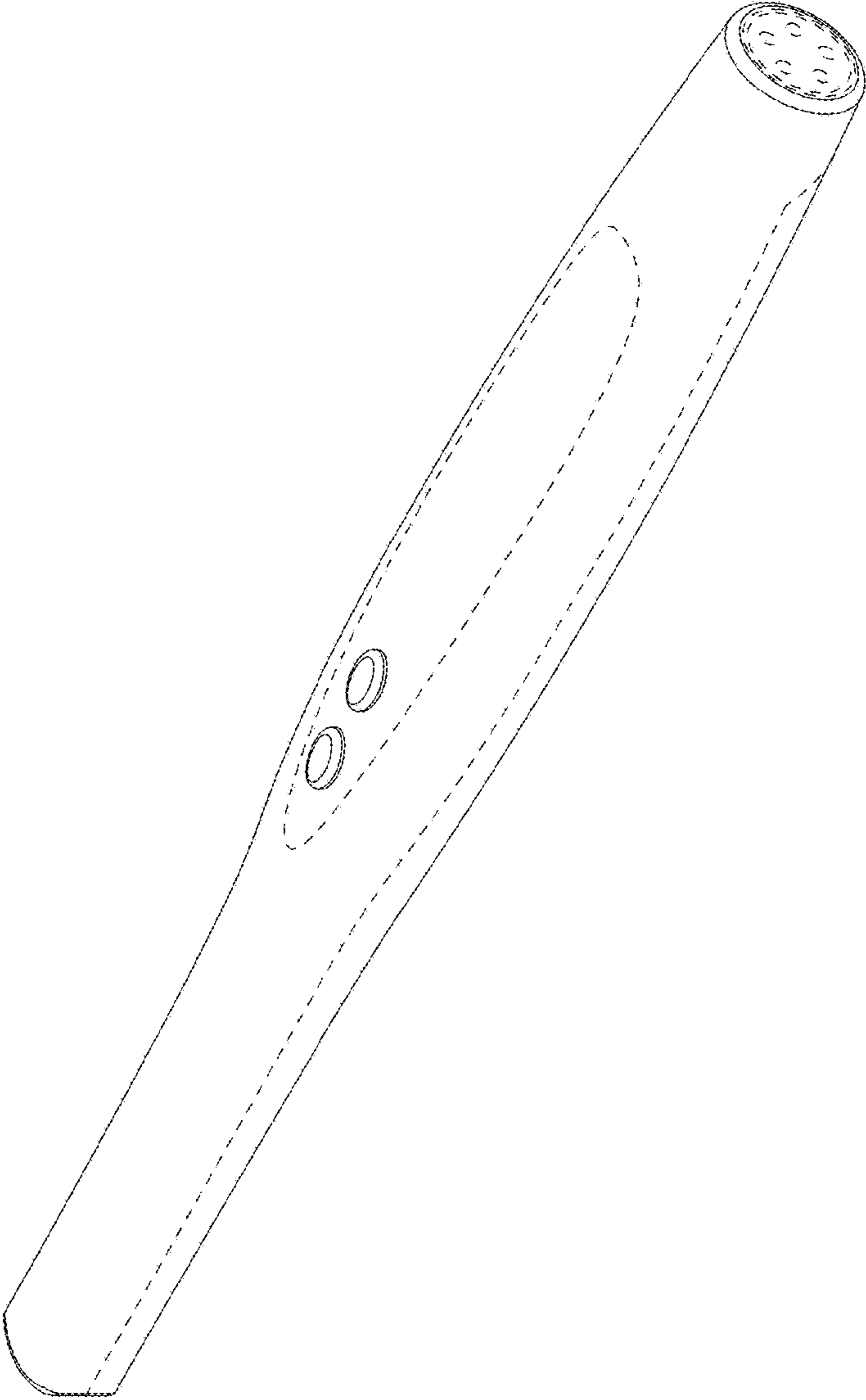


FIG. 2

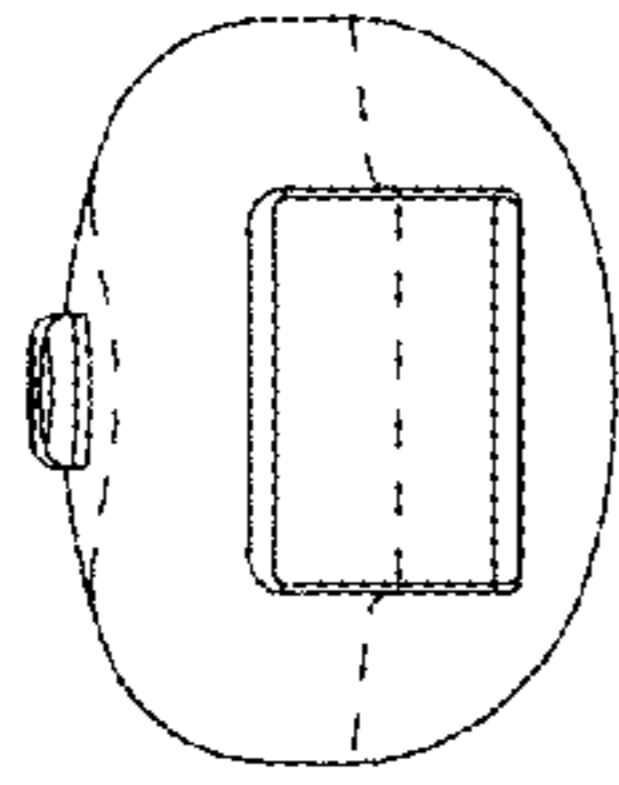


FIG. 3

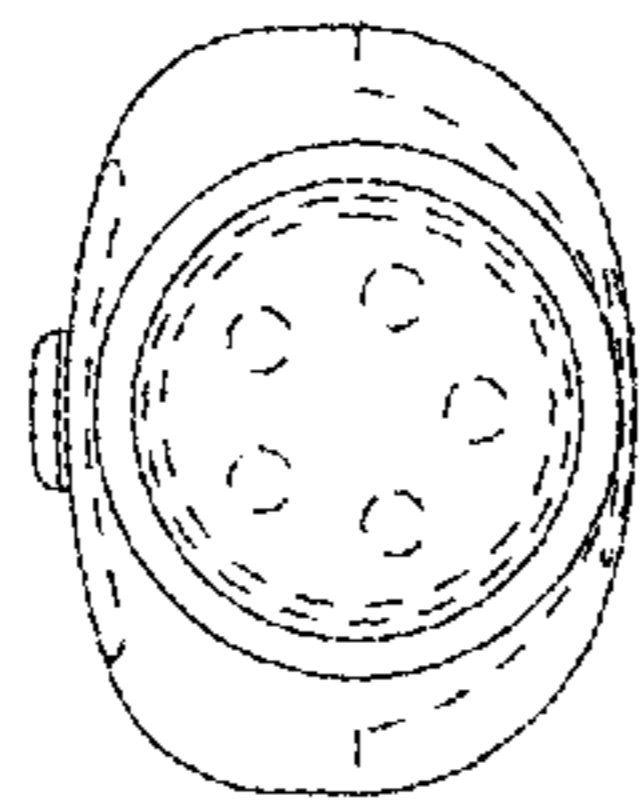


FIG. 4

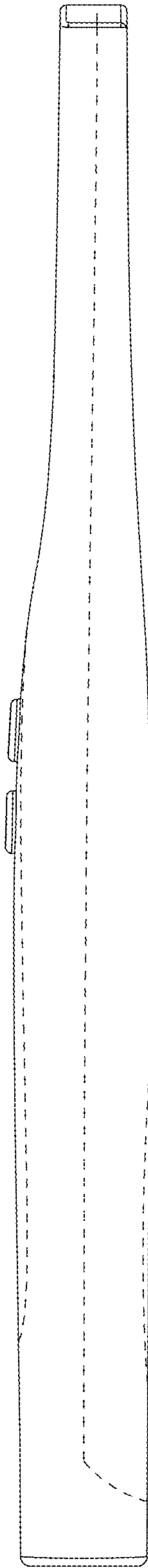


FIG. 5

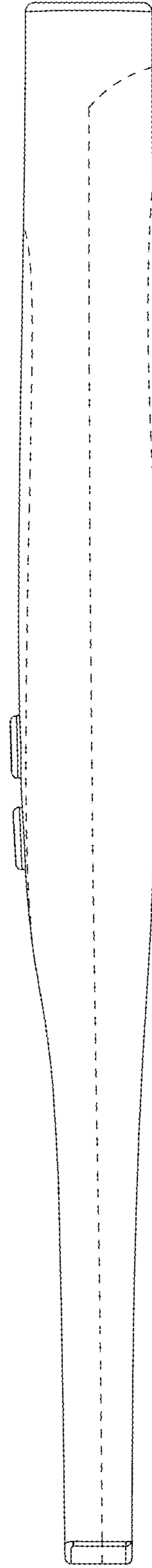


FIG. 6

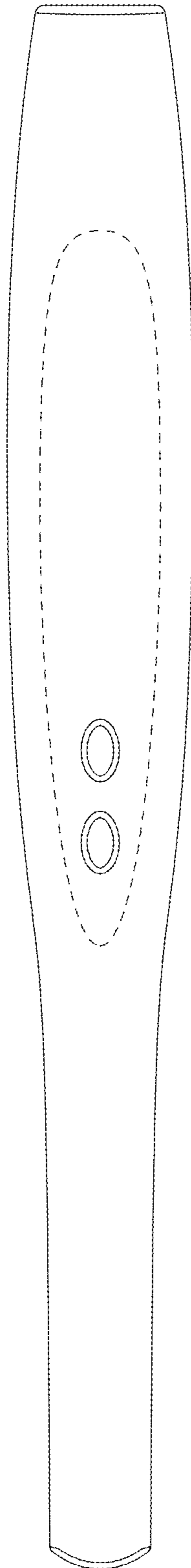


FIG. 7



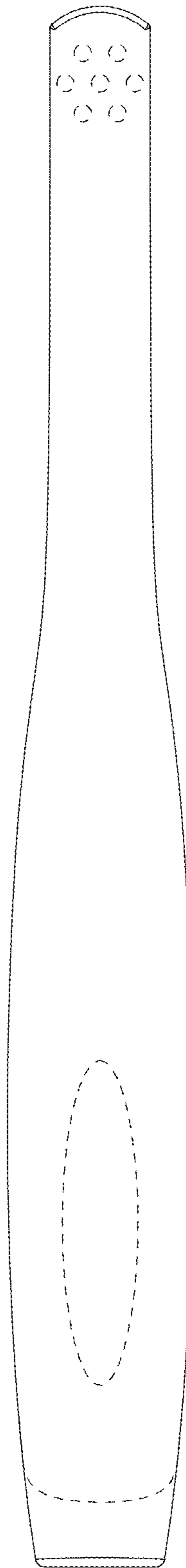


FIG. 8