



US00D813383S

(12) **United States Design Patent**  
**Kearns et al.**

(10) **Patent No.:** **US D813,383 S**  
(45) **Date of Patent:** **\*\* Mar. 20, 2018**

(54) **CATHETER GRIPPER AID**  
(71) Applicant: **Hollister Incorporated**, Libertyville, IL (US)  
(72) Inventors: **Barbara J. Kearns**, Balla (IE); **David A. Knauz**, Riverwoods, IL (US); **Daniel A. March**, Lake Villa, IL (US); **Adam J. Foley**, Swords (IE); **Martin McMenamin**, Lifford (IE); **Michael G. Murray**, Ballina (IE)

4,051,849 A 10/1977 Poncy et al.  
4,834,711 A 5/1989 Greenfield et al.  
D321,251 S \* 10/1991 Jepson ..... D24/112  
5,242,428 A 9/1993 Palestrant  
5,334,166 A 8/1994 Palestrant  
5,368,575 A 11/1994 Chang  
D369,408 S \* 4/1996 Laun ..... D24/133  
D376,204 S \* 12/1996 Huculak ..... D24/133  
5,792,114 A 8/1998 Fiore

(Continued)

**FOREIGN PATENT DOCUMENTS**

(73) Assignee: **Hollister Incorporated**, Libertyville, IL (US)

EP 0972536 A1 1/2000  
EP 2016821 A1 1/2009

(Continued)

(\*\*) Term: **15 Years**

*Primary Examiner* — David G Muller

*Assistant Examiner* — Nathan M Johnston

(21) Appl. No.: **29/593,381**

(74) *Attorney, Agent, or Firm* — Cook Alex Ltd.

(22) Filed: **Feb. 8, 2017**

**Related U.S. Application Data**

(62) Division of application No. 29/511,409, filed on Dec. 10, 2014, now Pat. No. Des. 784,523.

(51) **LOC (11) Cl.** ..... **24-01**

(52) **U.S. Cl.**  
USPC ..... **D24/127**

(58) **Field of Classification Search**

USPC ..... D24/127–131, 112–114, 133, 186;  
606/181, 185; 604/264, 272, 115, 232,  
604/187, 158, 164.08, 192, 263, 163, 181,  
604/184, 198, 227; 600/101, 139, 143;  
128/200.24, 207.14, 207.15

CPC ... A61B 34/30; A61B 34/37; A61B 17/00234;  
A61B 2034/301; A61B 17/29

See application file for complete search history.

(56) **References Cited**

**U.S. PATENT DOCUMENTS**

3,154,080 A 10/1964 Rowan et al.  
3,421,509 A 1/1969 Fiore

(57) **CLAIM**

The ornamental design for a catheter gripping aid, as shown and described.

**DESCRIPTION**

FIG. 1 is a perspective view of a catheter gripping aid, showing the new design;

FIG. 2 is a right side elevational view thereof. The left side elevational view being a mirror image thereof;

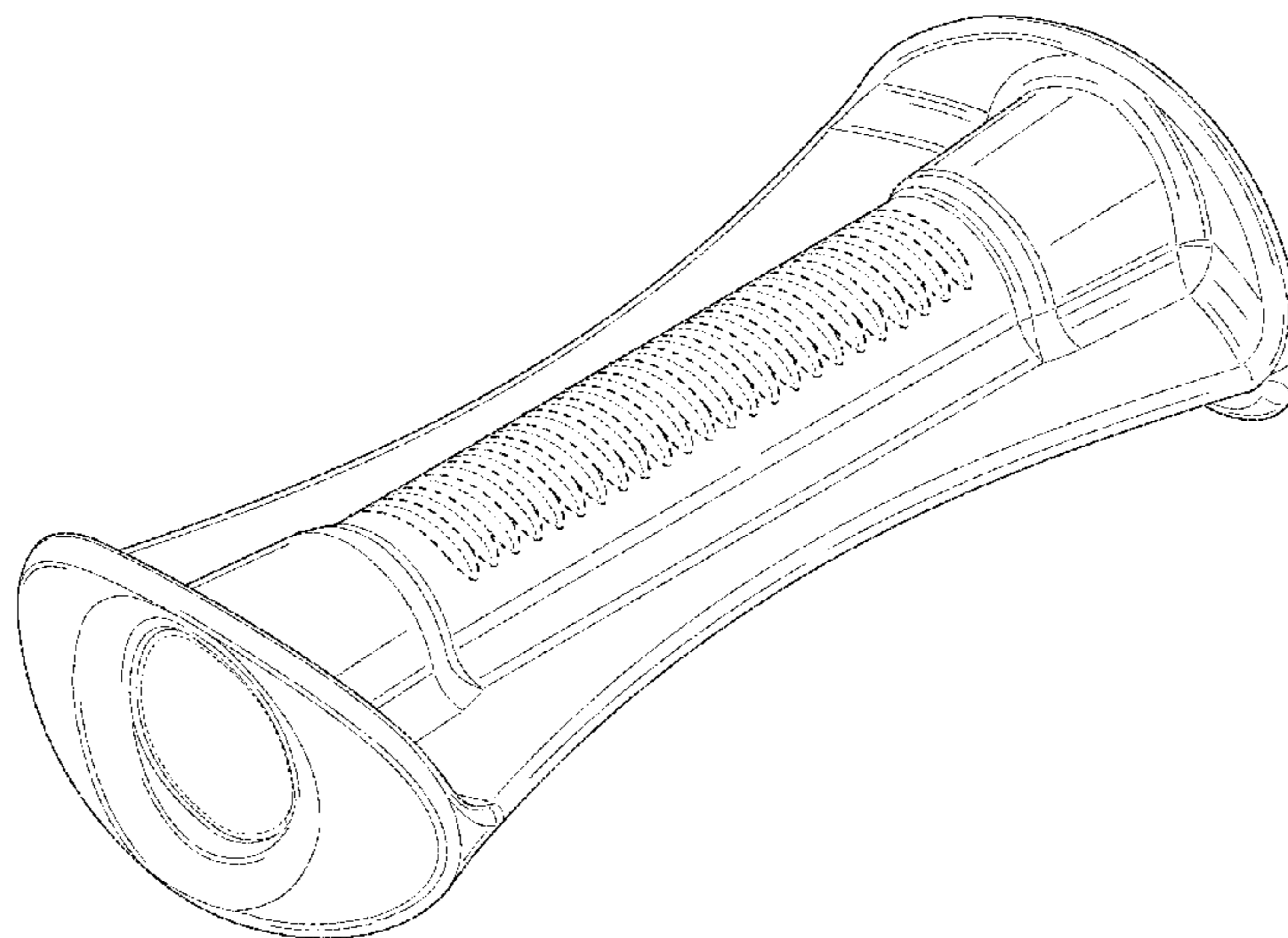
FIG. 3 is a top plan view thereof. The bottom plan view being a mirror image thereof;

FIG. 4 is a rear elevational view thereof; and,

FIG. 5 is a front elevational view thereof.

The dashed lines immediately adjacent to the shaded areas in FIG. 1 represent the boundaries of the claimed design. The dashed lines in the figures illustrate the portions of the design that form no part of the claimed design. None of the broken lines form any part of the claimed design.

**1 Claim, 3 Drawing Sheets**



(56)

References Cited

U.S. PATENT DOCUMENTS

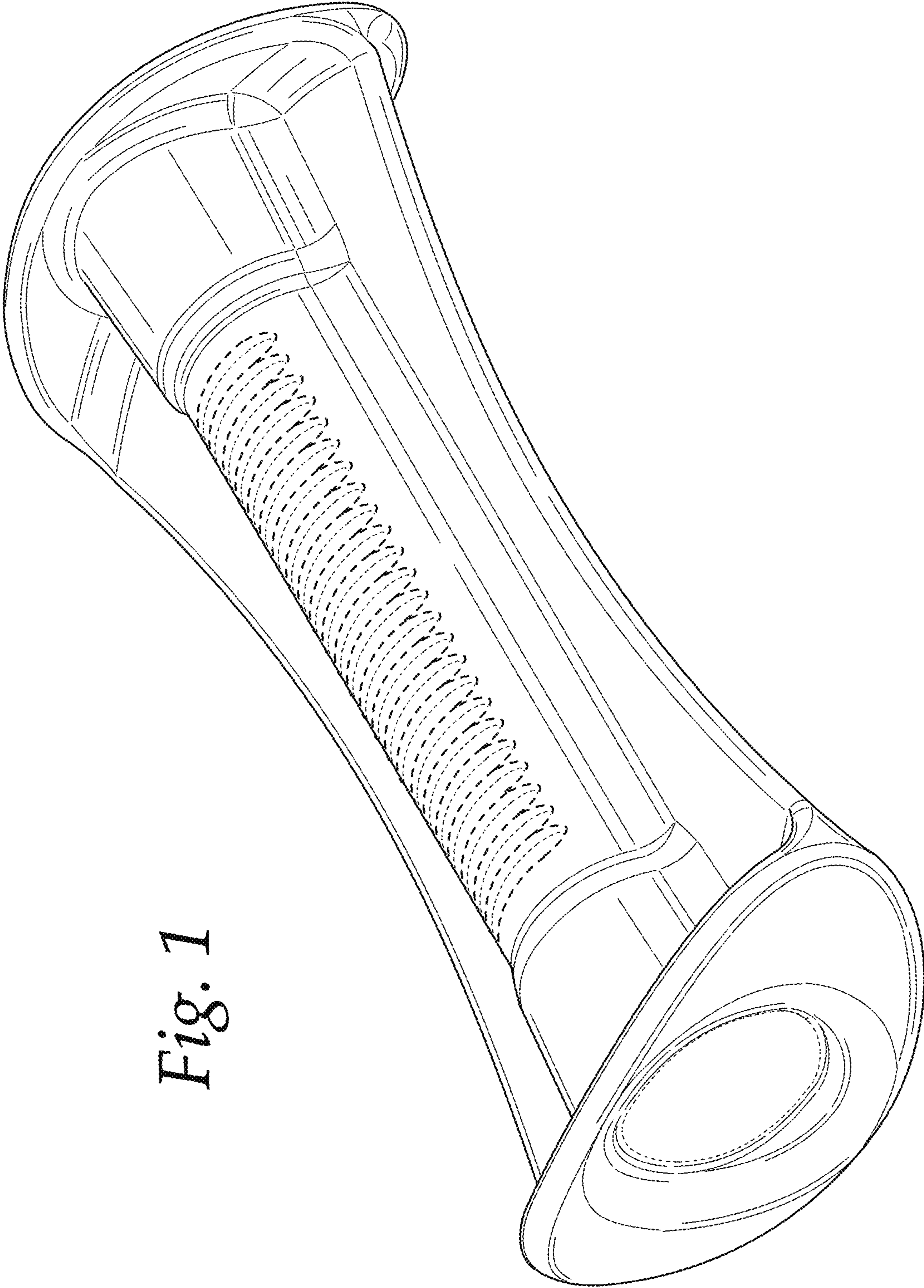
D405,232 S \* 2/1999 Stevens ..... D24/133  
 5,871,475 A 2/1999 Frassica  
 D422,359 S \* 4/2000 Fitch ..... D24/133  
 6,090,075 A 7/2000 House  
 D429,526 S \* 8/2000 Sullivan ..... D24/133  
 6,355,004 B1 3/2002 Pedersen et al.  
 6,402,726 B1 6/2002 Genese  
 D465,024 S \* 10/2002 Henderson ..... D24/133  
 6,578,709 B1 6/2003 Kavanagh et al.  
 6,602,244 B2 8/2003 Kavanagh et al.  
 7,094,220 B2 8/2006 Tanghoj et al.  
 D531,308 S \* 10/2006 Bendek ..... D24/114  
 D538,341 S \* 3/2007 Oas ..... D19/121  
 D546,946 S \* 7/2007 Blake ..... D24/129  
 D553,738 S \* 10/2007 Simonson ..... D24/133  
 D555,241 S \* 11/2007 Nakanishi ..... D24/133  
 7,601,158 B2 10/2009 House  
 7,632,256 B2 12/2009 Mosler et al.  
 D612,044 S \* 3/2010 Scheibe ..... D24/130  
 7,938,807 B2 5/2011 House  
 7,963,908 B2 6/2011 Lindberg  
 D648,851 S \* 11/2011 Copeland ..... D24/112  
 8,181,778 B1 5/2012 van Groningen et al.  
 8,328,792 B2 12/2012 Nishtala et al.  
 D675,318 S \* 1/2013 Luk ..... D24/130  
 D677,785 S \* 3/2013 Stones ..... D24/113  
 8,512,313 B2 \* 8/2013 Atkinson ..... A61M 25/0017  
 604/264  
 8,523,823 B2 9/2013 Ostfeld et al.  
 D726,905 S \* 4/2015 Tegg ..... D24/130  
 D739,005 S \* 9/2015 Matsumura ..... D24/108  
 2003/0018322 A1 1/2003 Tanghoj et al.

2005/0096688 A1 5/2005 Slazas et al.  
 2006/0184105 A1 \* 8/2006 Townsend ..... A61M 25/0054  
 604/93.01  
 2008/0051630 A1 2/2008 Levey et al.  
 2009/0099532 A1 4/2009 Cuevas et al.  
 2010/0087847 A1 \* 4/2010 Hong ..... A61B 5/150022  
 606/181  
 2010/0258568 A1 10/2010 Frederiksen et al.  
 2010/0286664 A1 11/2010 Haslinger  
 2011/0060317 A1 3/2011 Frojd  
 2012/0168324 A1 7/2012 Carleo  
 2012/0239005 A1 9/2012 Conway et al.  
 2013/0144271 A1 6/2013 Passadore et al.  
 2013/0231641 A1 9/2013 Gustavsson  
 2014/0066904 A1 3/2014 Young  
 2014/0066905 A1 3/2014 Young  
 2014/0088516 A1 \* 3/2014 Stevenson ..... A61M 5/00  
 604/263  
 2015/0231365 A1 \* 8/2015 Stenzel ..... A61M 25/0127  
 600/417  
 2015/0258307 A1 \* 9/2015 Osypka ..... A61M 25/0136  
 604/529  
 2015/0270634 A1 \* 9/2015 Buesseler ..... H01R 13/02  
 606/41  
 2015/0335861 A1 \* 11/2015 Osypka ..... A61M 25/0136  
 604/95.04

FOREIGN PATENT DOCUMENTS

GB 322426 12/1929  
 WO WO 2006121508 A2 11/2006  
 WO WO 2011011023 A1 1/2011  
 WO WO 2012176189 A1 12/2012

\* cited by examiner



*Fig. 1*

Fig. 3

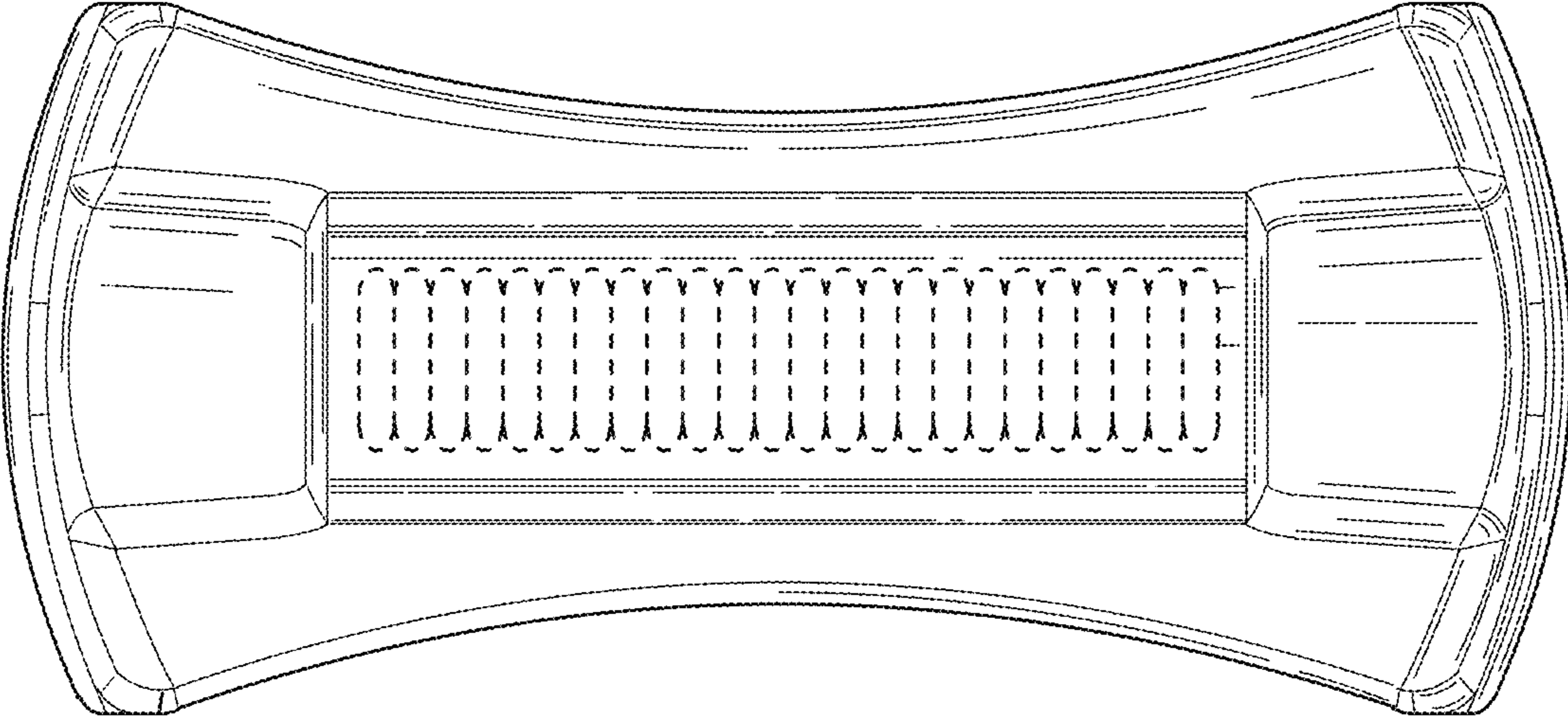

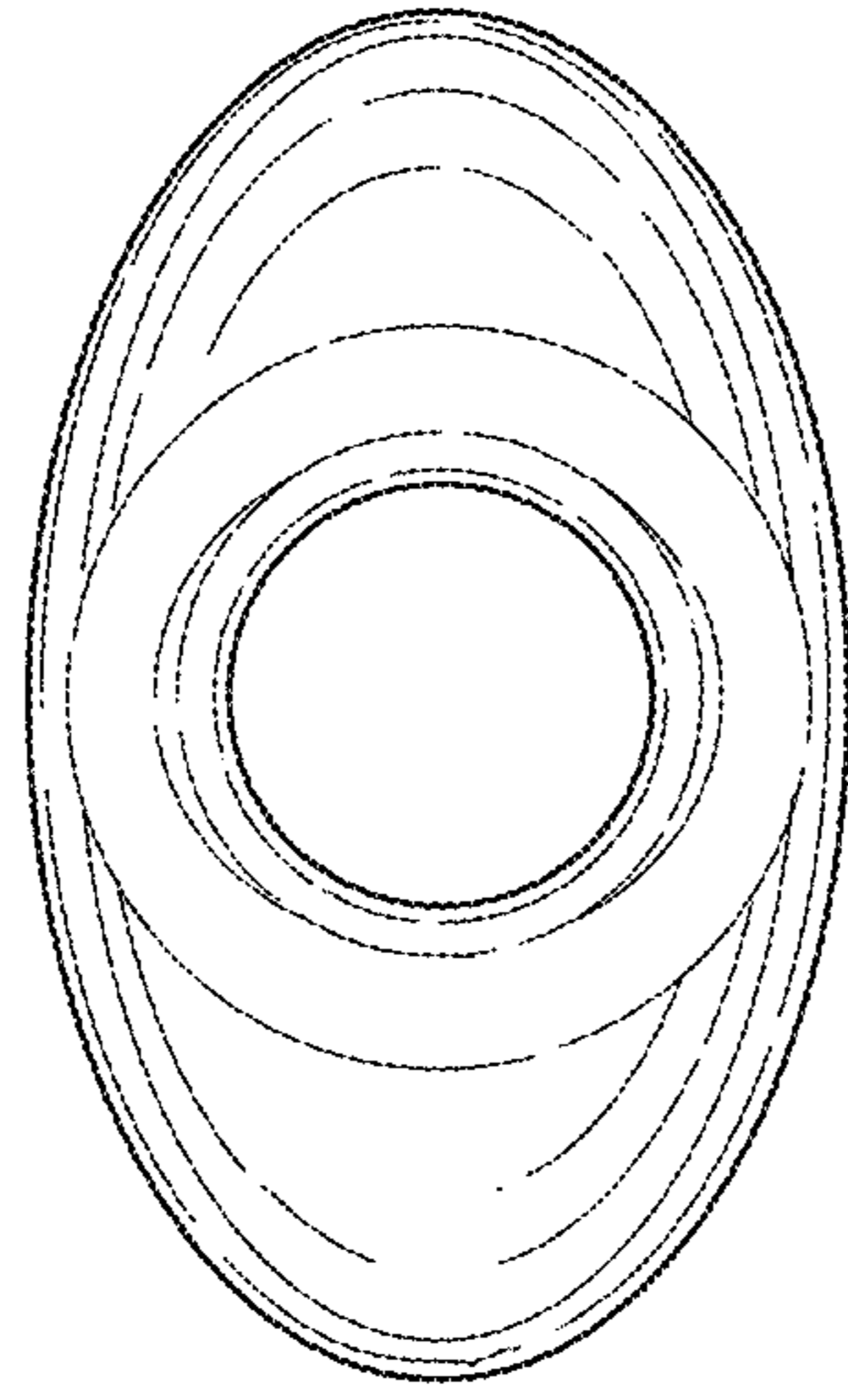
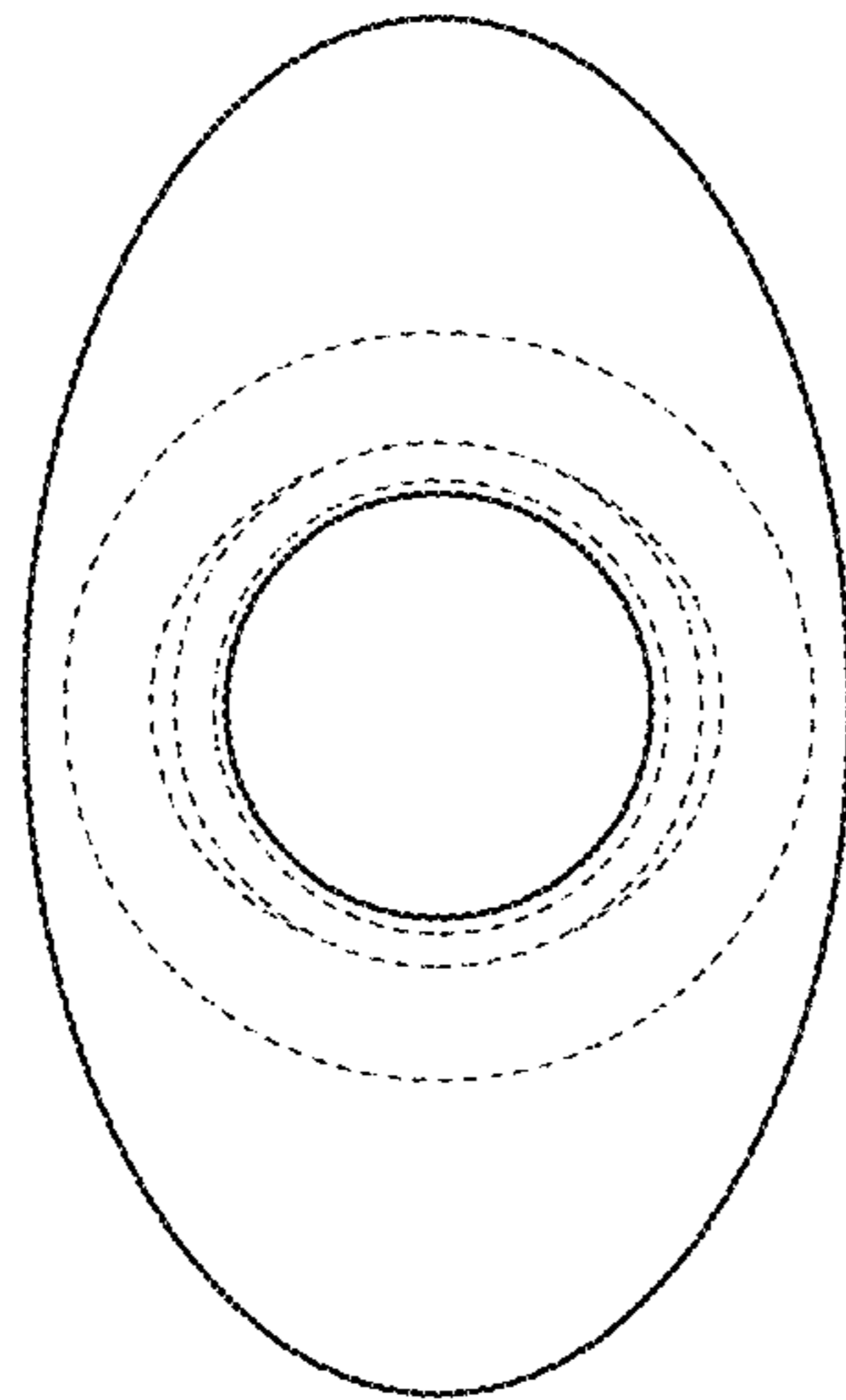


Fig. 2





*Fig. 5*



*Fig. 4*