



US00D813375S

(12) **United States Design Patent**  
**Dillworth**

(10) **Patent No.:** **US D813,375 S**

(45) **Date of Patent:** **\*\* Mar. 20, 2018**

- (54) **TRACH TIE**
- (71) Applicant: **Iris I Dillworth**, Clemmons, NC (US)
- (72) Inventor: **Iris I Dillworth**, Clemmons, NC (US)
- (\*\*) Term: **15 Years**
- (21) Appl. No.: **29/577,262**
- (22) Filed: **Sep. 12, 2016**
- (51) **LOC (11) Cl.** ..... **24-02**
- (52) **U.S. Cl.**  
USPC ..... **D24/110**
- (58) **Field of Classification Search**  
USPC ..... D24/110, 127-128; D30/152  
CPC ..... A61M 16/0488; A61M 16/04; A61M  
16/0465; A61M 16/0497; A61M 25/02;  
A61M 2025/026  
See application file for complete search history.

- 6,612,309 B1 \* 9/2003 Ancona ..... A61M 16/0465  
128/207.14
- D591,854 S \* 5/2009 Brookshire ..... D24/110
- D645,138 S \* 9/2011 Leckie ..... D24/110
- D646,779 S \* 10/2011 Persson ..... D24/110
- 2013/0213405 A1 \* 8/2013 Dillworth ..... A61M 16/0497  
128/207.17

\* cited by examiner

*Primary Examiner* — Wan Laymon

(57) **CLAIM**

The ornamental design for a trach tie, as shown and described.

**DESCRIPTION**

FIG. 1 is a top left perspective view of a trach tie showing my new design;  
 FIG. 2 is a top right perspective view thereof;  
 FIG. 3 is a bottom right perspective view thereof;  
 FIG. 4 is a front view thereof;  
 FIG. 5 is a back view thereof;  
 FIG. 6 is a top view thereof;  
 FIG. 7 is a bottom view thereof;  
 FIG. 8 is a left view thereof; and,  
 FIG. 9 is a right view thereof.

The trach tie is shown with a symbolic break in its length. The appearance of any portion of the article between the break lines forms no part of the claimed design. It is being understood that the present invention has a uniform shape and appearance throughout the length of the present invention.

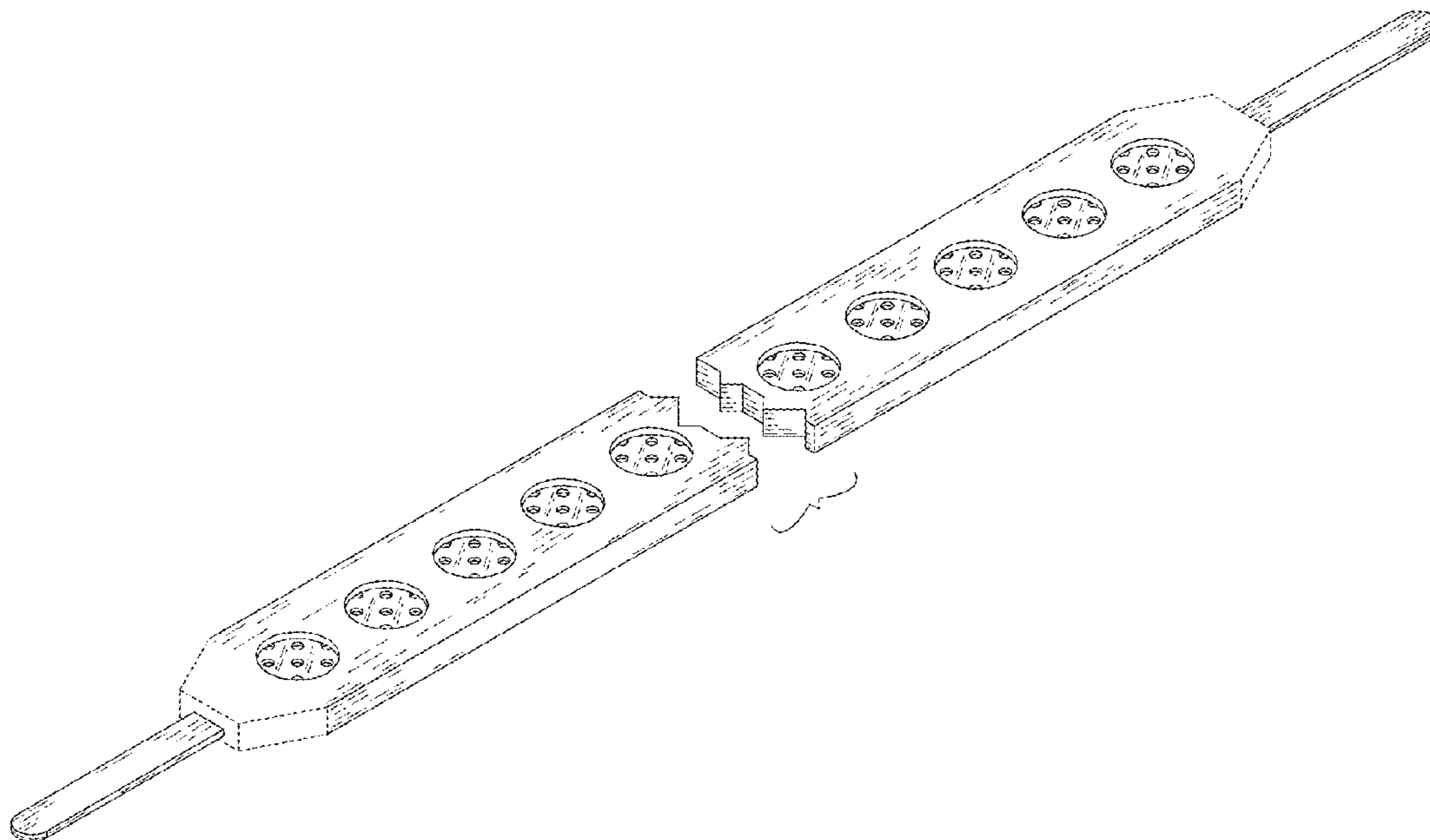
The broken lines showing tapered ends are included for the purpose of illustrating environmental structure and form no part of the claimed design.

**1 Claim, 9 Drawing Sheets**

(56) **References Cited**

**U.S. PATENT DOCUMENTS**

- 4,331,144 A \* 5/1982 Wapner ..... A61M 16/0488  
128/207.17
- 4,449,527 A \* 5/1984 Hinton ..... A61M 16/0488  
128/207.17
- 5,237,988 A \* 8/1993 McNeese ..... A61M 16/0488  
128/207.17
- 5,471,980 A \* 12/1995 Varner ..... A61M 16/0465  
128/200.26
- 5,671,732 A \* 9/1997 Bowen ..... A61M 16/0465  
128/207.14
- 5,839,437 A \* 11/1998 Briggs, III ..... A61M 16/0465  
128/207.14
- 6,578,576 B1 \* 6/2003 Taormina ..... A61M 16/0488  
128/200.24



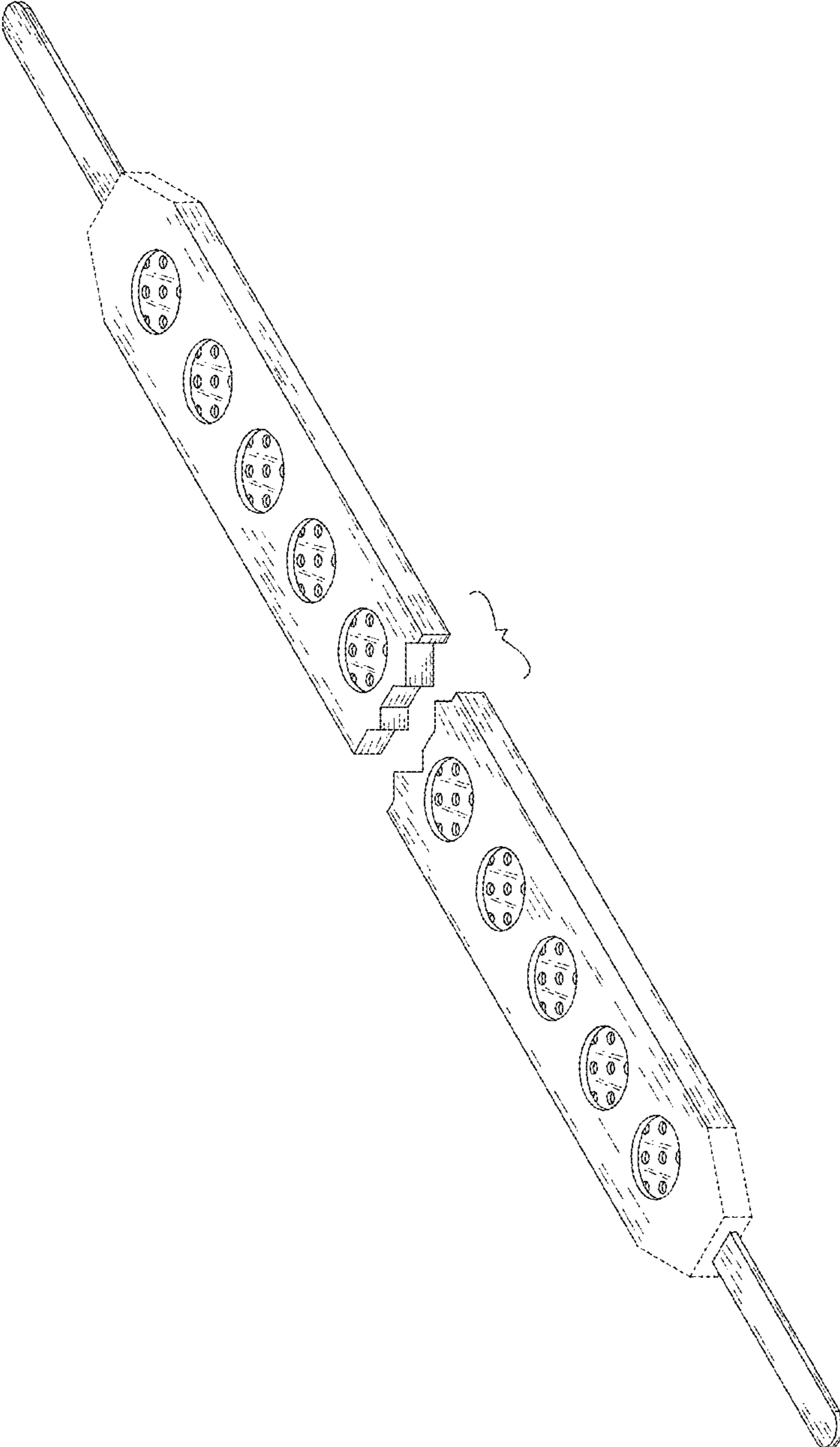


FIG. 1

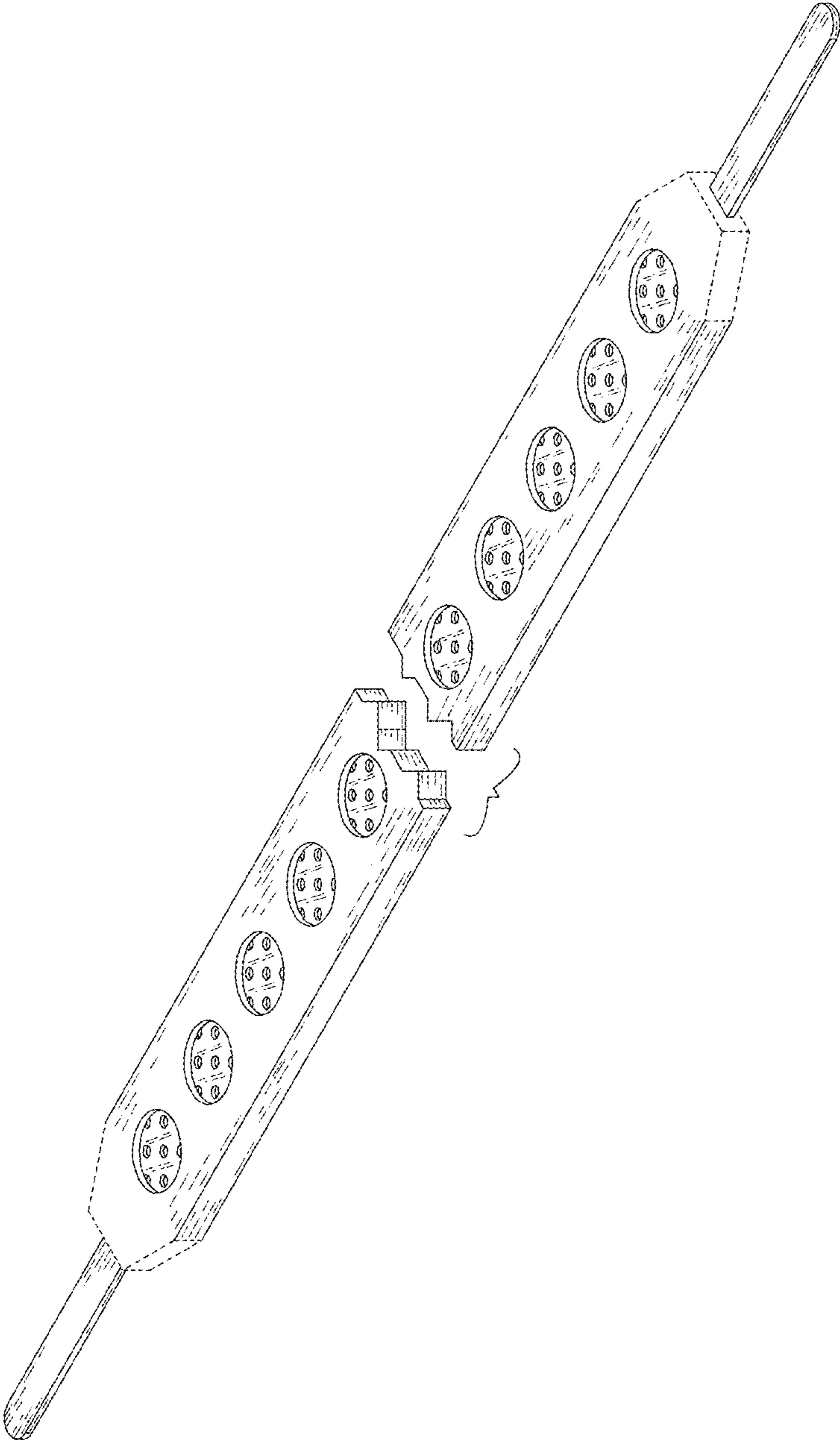


FIG. 2

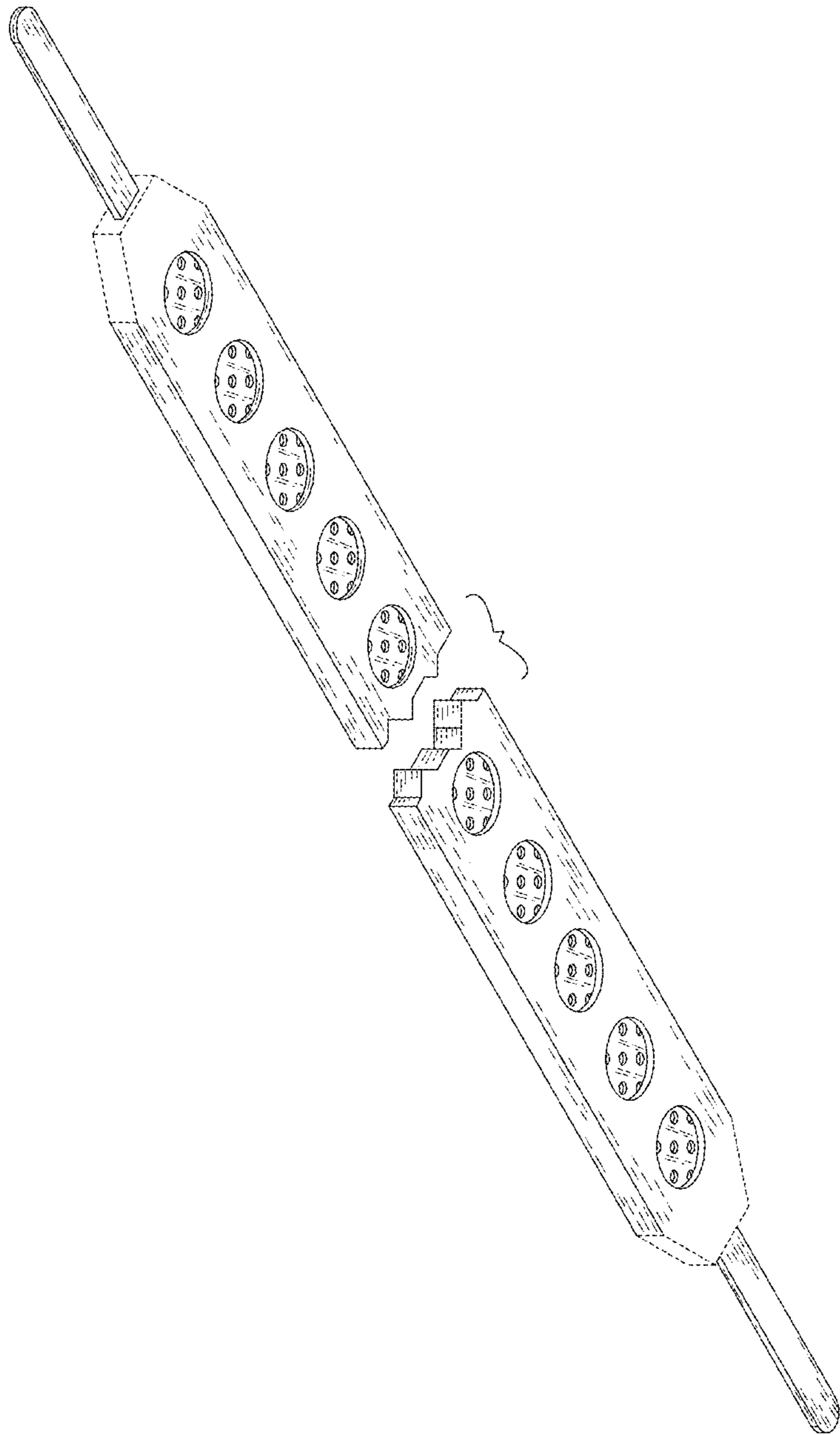


FIG. 3

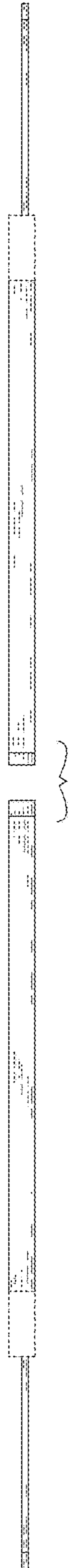


FIG. 4

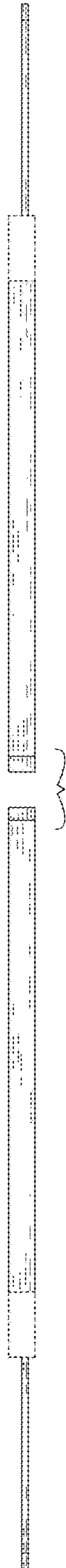


FIG. 5

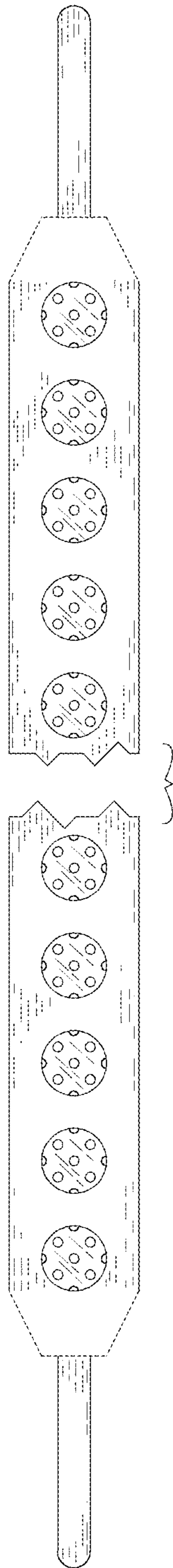


FIG. 6

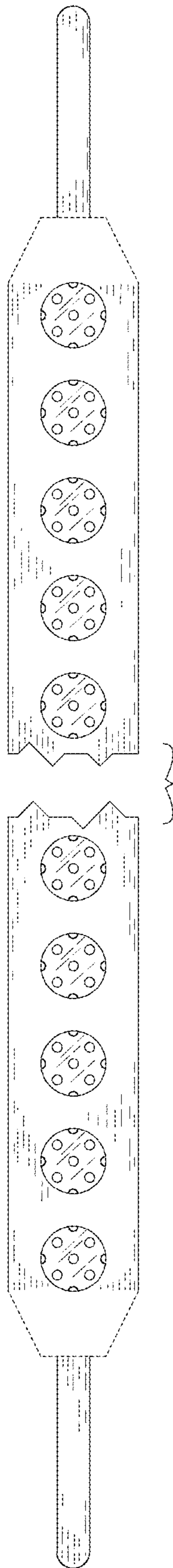


FIG. 7





FIG. 8

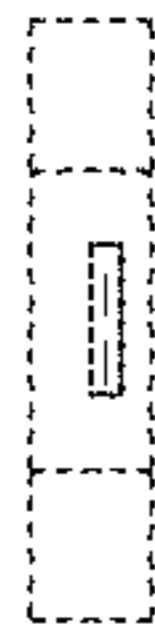


FIG. 9