



US00D813359S

(12) **United States Design Patent**  
**Corbetta**

(10) **Patent No.:** **US D813,359 S**  
(45) **Date of Patent:** **\*\* Mar. 20, 2018**

(54) **CABINET WITH SINK**  
(71) Applicant: **Emidio Corbetta**, Conegliano (IT)  
(72) Inventor: **Emidio Corbetta**, Conegliano (IT)  
(\*\*) Term: **15 Years**  
(21) Appl. No.: **29/586,043**  
(22) Filed: **Nov. 30, 2016**

D605,423 S \* 12/2009 Hamilton ..... 6/671.1  
D610,829 S \* 3/2010 Nelsen ..... D6/664  
D624,633 S \* 9/2010 Watts ..... D23/286  
D624,634 S \* 9/2010 Thomas ..... D23/286  
D657,162 S \* 4/2012 Combs ..... D6/657  
8,382,217 B2 \* 2/2013 Craig ..... A47B 77/02  
126/37 R  
2011/0145988 A1 \* 6/2011 Le Duff ..... A47B 77/06  
4/630  
2016/0039326 A1 \* 2/2016 Smith ..... F24C 15/2042  
126/268

(30) **Foreign Application Priority Data**

May 31, 2016 (EM) ..... 003163732-0001  
May 31, 2016 (EM) ..... 003163732-0006

(51) **LOC (11) Cl.** ..... **23-02**  
(52) **U.S. Cl.**  
USPC ..... **D23/286**

(58) **Field of Classification Search**  
USPC ..... D23/284-293.1, 303, 308; D6/329, 573,  
D6/657, 663-666, 671, 671.1, 671.4  
CPC ..... A47K 1/04; A47B 77/06; A47J 47/20  
See application file for complete search history.

(56) **References Cited**

**U.S. PATENT DOCUMENTS**

D141,320 S \* 5/1945 Brunetti ..... D23/286  
D203,330 S \* 12/1965 Mustee ..... D23/286  
D445,488 S \* 7/2001 Katz ..... D23/284  
D464,330 S \* 10/2002 Zarker, Jr. .... D23/286  
D535,369 S \* 1/2007 Sallick ..... D23/286

\* cited by examiner

*Primary Examiner* — Robert M. Spear  
*Assistant Examiner* — John A Voytek  
(74) *Attorney, Agent, or Firm* — Oliff PLC

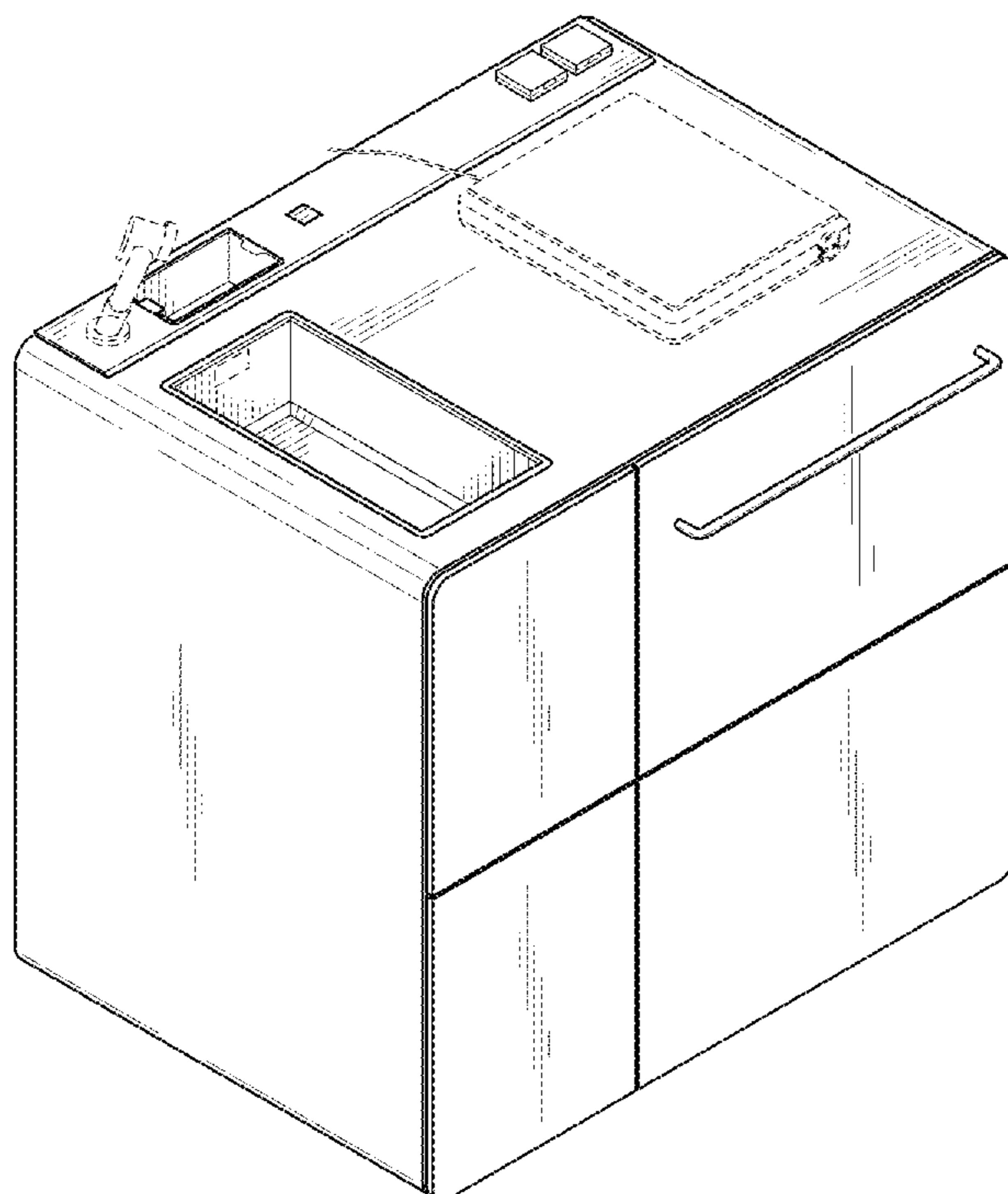
(57) **CLAIM**

The ornamental design for a cabinet with sink, as shown and described.

**DESCRIPTION**

FIG. 1 is a front, left-side, top perspective view of the cabinet with sink;  
FIG. 2 is a front elevational view thereof;  
FIG. 3 is a top plan view thereof;  
FIG. 4 is a right-side elevational view thereof;  
FIG. 5 is a left-side elevational view thereof;  
FIG. 6 is a rear elevational view thereof; and,  
FIG. 7 is a bottom plan view thereof.  
The broken lines depict unclaimed portions of the cabinet with sink, and thus form no part of the claimed design.

**1 Claim, 7 Drawing Sheets**



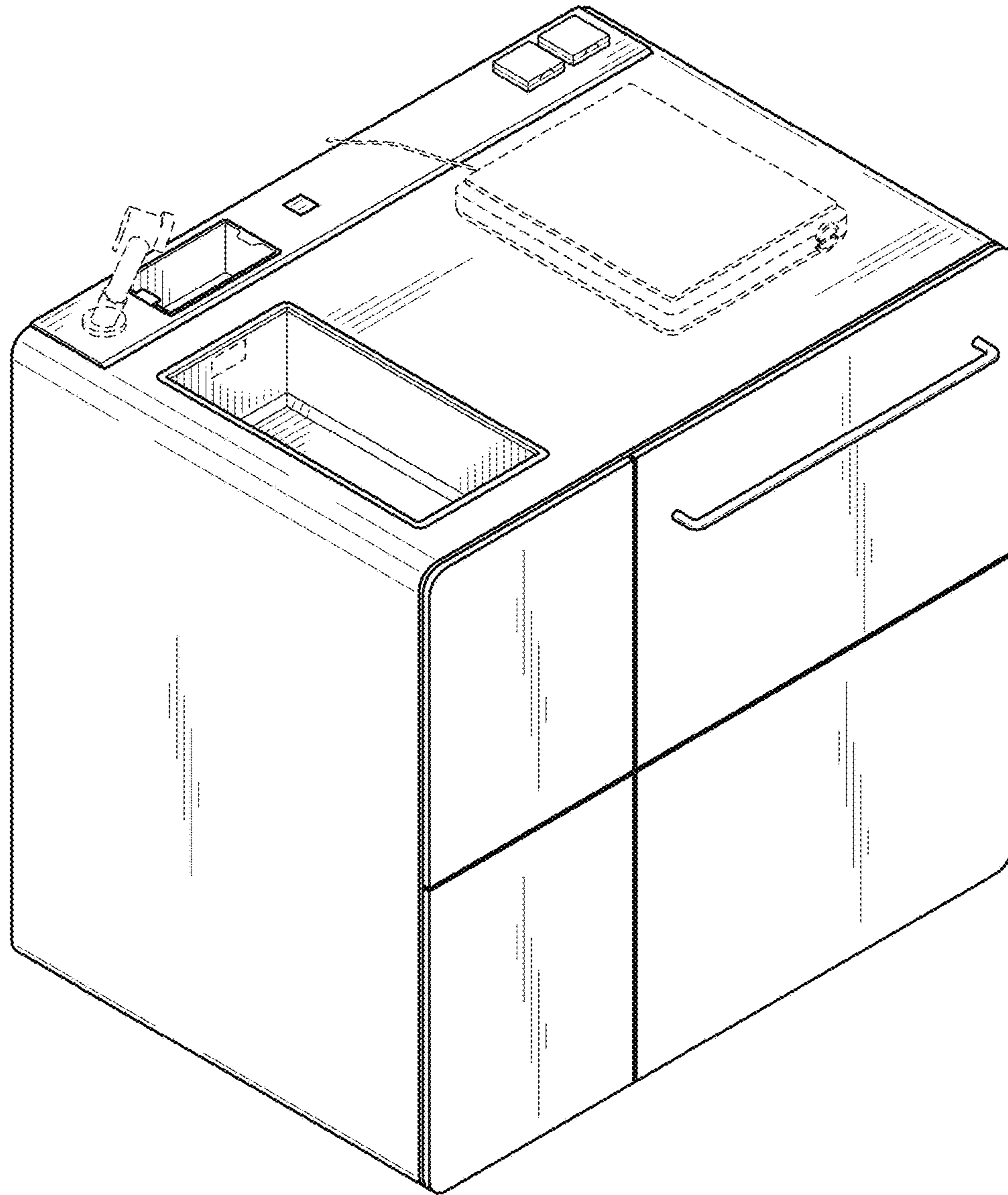


FIG. 1

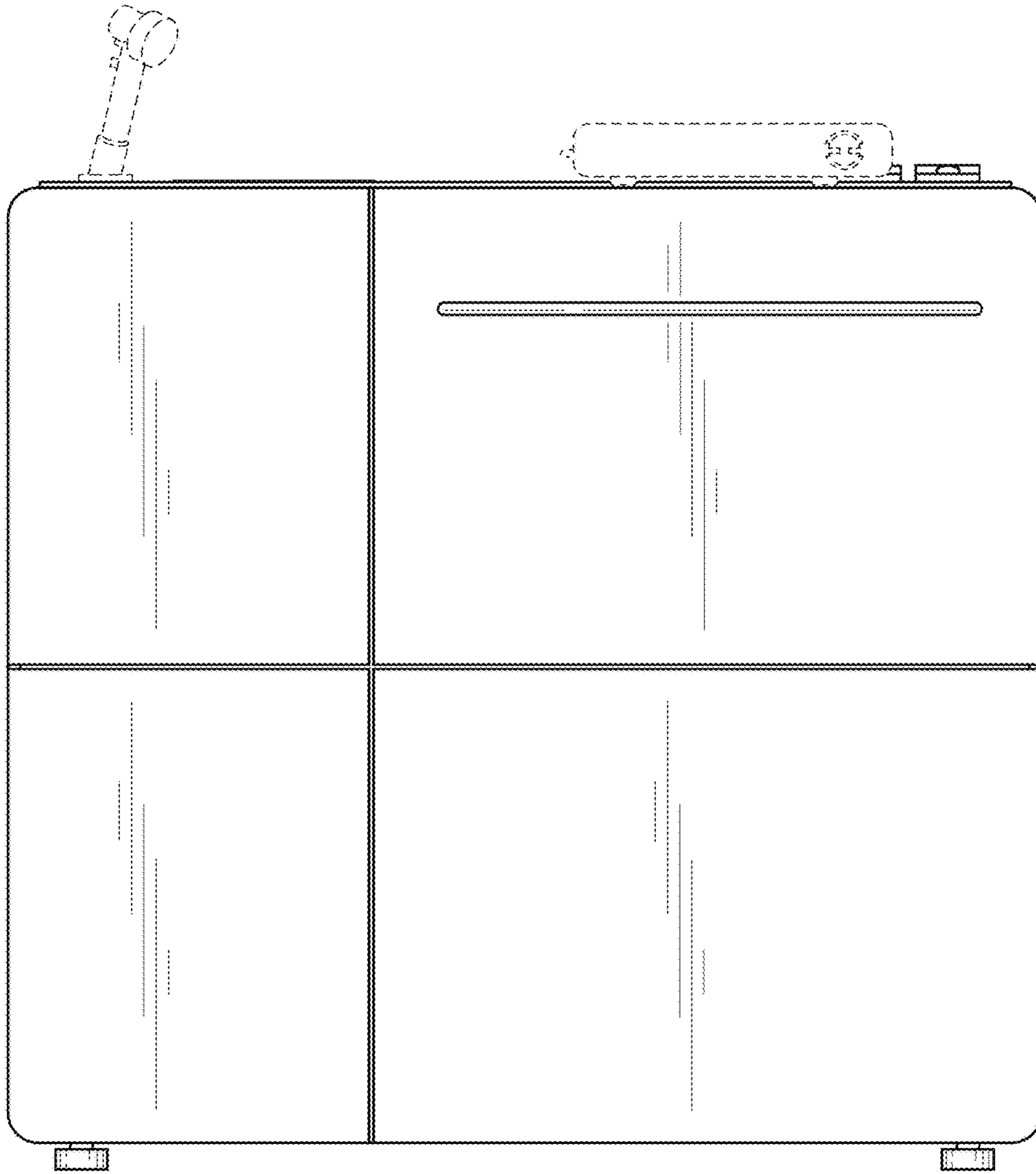


FIG. 2

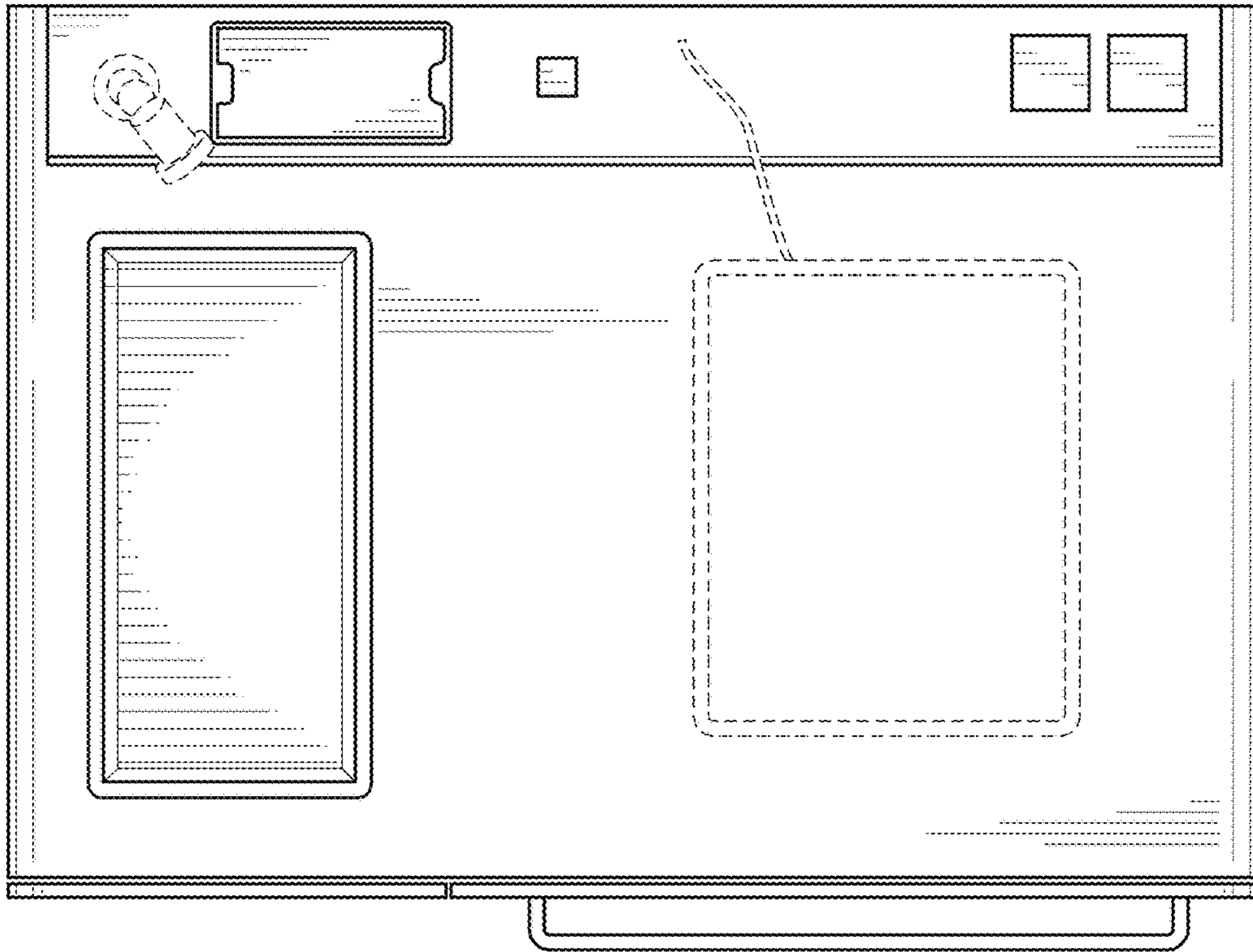


FIG. 3




FIG. 4




FIG. 5



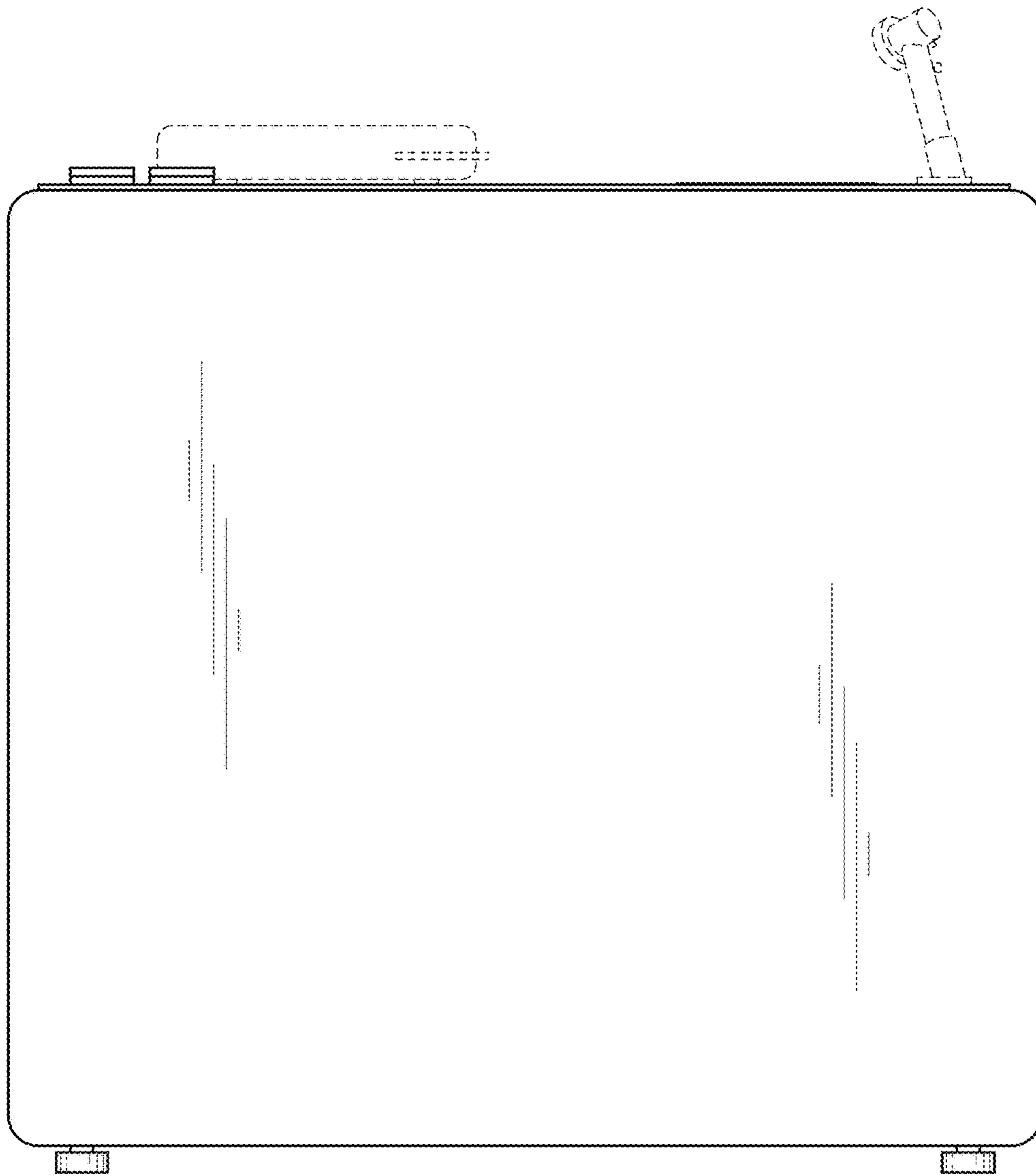


FIG. 6




FIG. 7