



US00D813330S

(12) **United States Design Patent**
Tang et al.

(10) **Patent No.:** **US D813,330 S**
(45) **Date of Patent:** **** Mar. 20, 2018**

- (54) **GOLF CLUB HEAD**
- (71) Applicant: **Callaway Golf Company**, Carlsbad, CA (US)
- (72) Inventors: **Larry Tang**, Carlsbad, CA (US);
Denver Holt, Carlsbad, CA (US)
- (73) Assignee: **Callaway Golf Company**, Carlsbad, CA (US)

D707,767 S *	6/2014	Song	D21/752
D725,729 S *	3/2015	Song	D21/752
D726,847 S *	4/2015	Song	D21/752
D726,848 S *	4/2015	Song	D21/752
D726,852 S *	4/2015	Song	D21/759
D726,853 S *	4/2015	Song	D21/759
D736,877 S *	8/2015	Foster	D21/759
D738,976 S *	9/2015	Kim	D21/759
D763,997 S *	8/2016	Tang	D21/759
D788,239 S *	5/2017	Kim	D21/759
D792,540 S *	7/2017	Kim	D21/759
D801,465 S *	10/2017	Tang	D21/759

(**) Term: **15 Years**

* cited by examiner

(21) Appl. No.: **29/591,439**

Primary Examiner — Mitchell I. Siegel

(22) Filed: **Jan. 19, 2017**

(74) *Attorney, Agent, or Firm* — Rebecca Hanovice;
Michael Catania; Sonia Lari

Related U.S. Application Data

(63) Continuation of application No. 29/591,039, filed on Jan. 16, 2017, which is a continuation-in-part of application No. 29/576,496, filed on Sep. 2, 2016, now Pat. No. Des. 801,465.

(51) **LOC (11) Cl.** **21-02**

(52) **U.S. Cl.**
USPC **D21/759**

(58) **Field of Classification Search**
USPC D21/733, 752, 759
CPC A63B 53/00; A63B 53/04; A63B 53/0466;
A63B 2053/002; A63B 2053/0445; A63B
2053/0433; A63B 2053/0491; A63B
2053/0437

See application file for complete search history.

(56) **References Cited**

U.S. PATENT DOCUMENTS

D565,684 S *	4/2008	Homma	D21/759
D631,111 S *	1/2011	Bennett	D21/752

(57) **CLAIM**

The ornamental design for a golf club head, as shown and described.

DESCRIPTION

FIG. 1 is a rear perspective view of the golf club head claimed herein;

FIG. 2 is a front elevational view thereof;

FIG. 3 is a rear elevational view thereof;

FIG. 4 is a left side elevational view thereof;

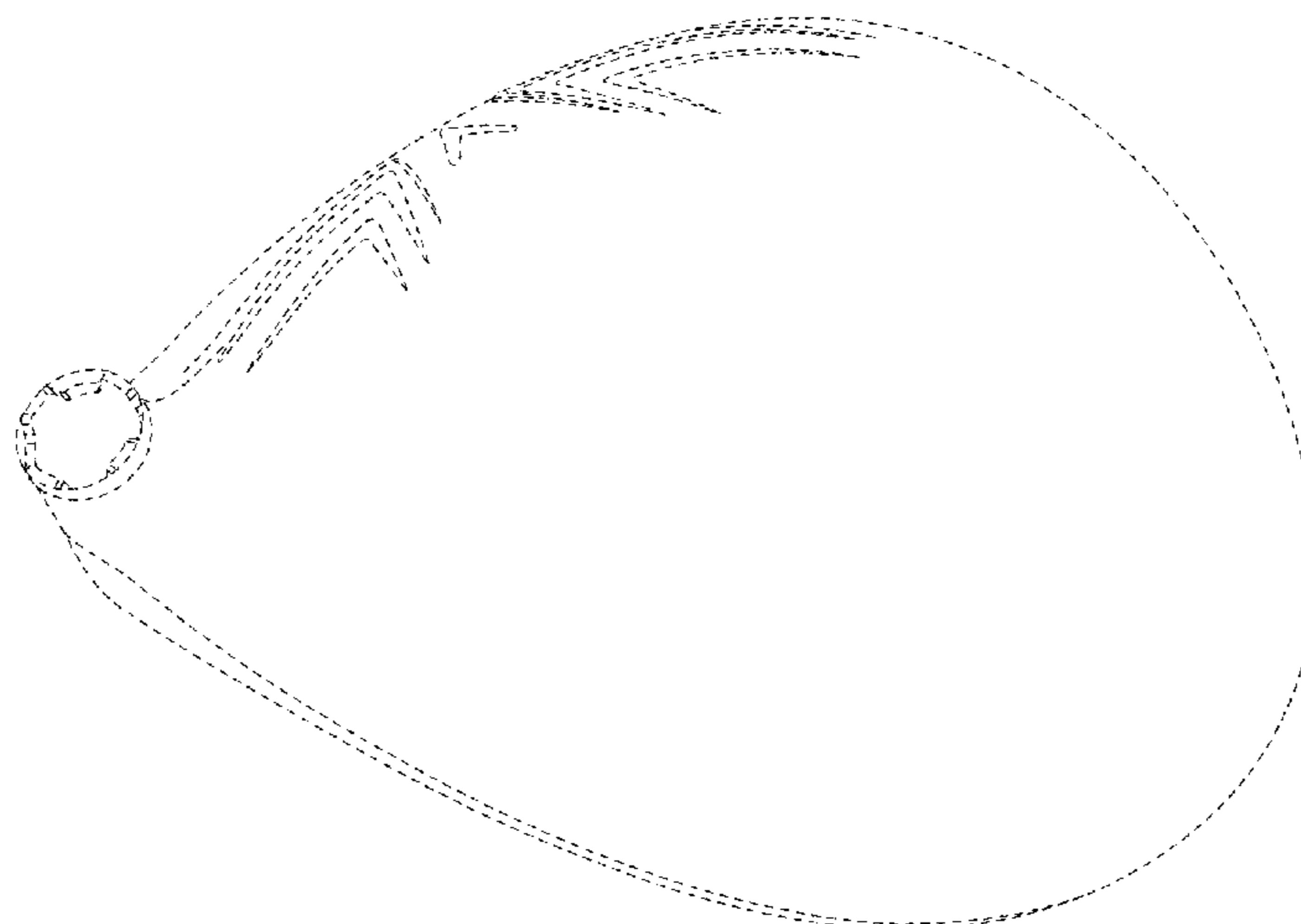
FIG. 5 is a right side elevational view thereof;

FIG. 6 is a top plan view thereof; and,

FIG. 7 is bottom plan view thereof.

The broken lines are included for the purpose of illustration and form no part of the claimed design.

1 Claim, 5 Drawing Sheets



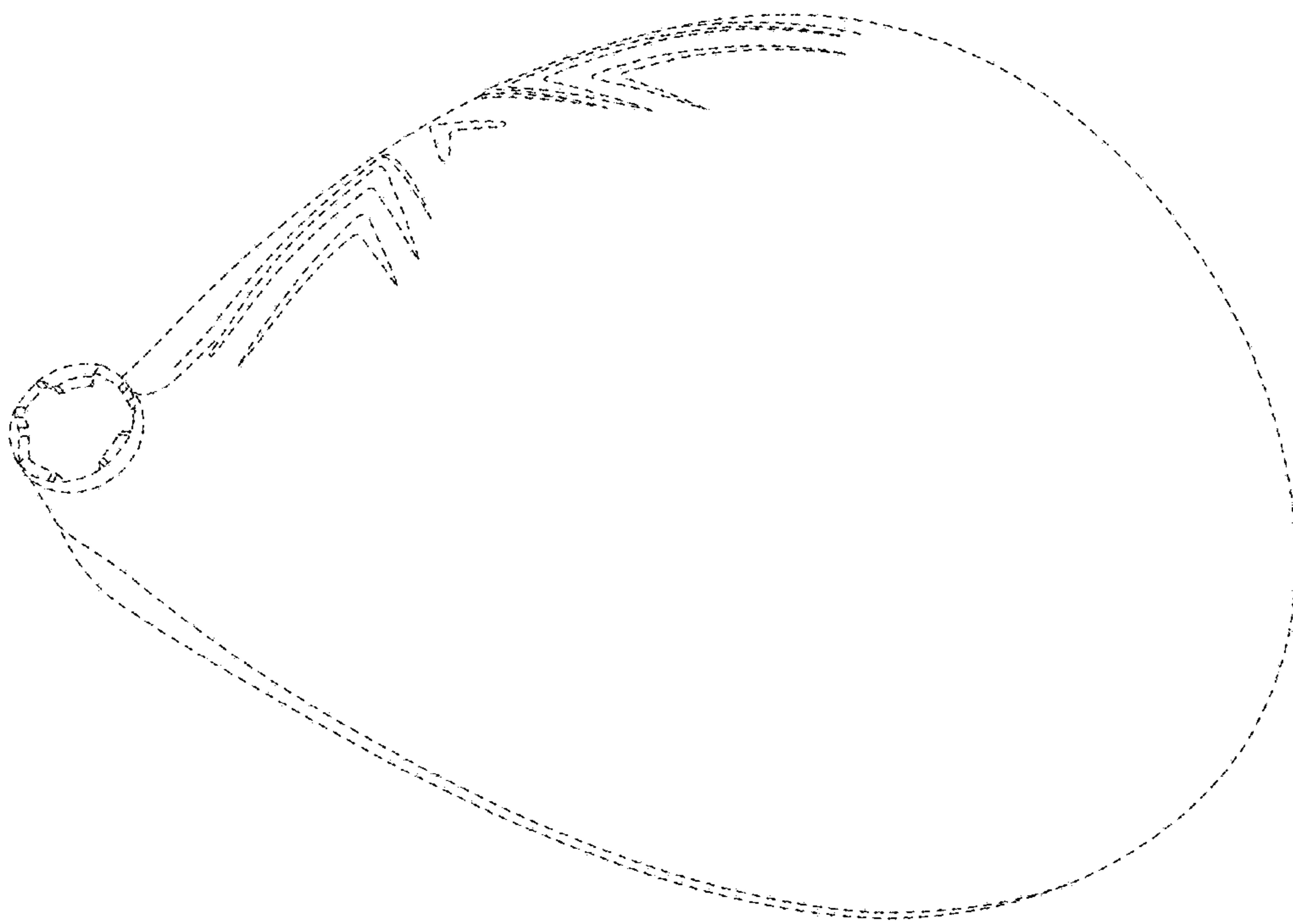


FIG. 1

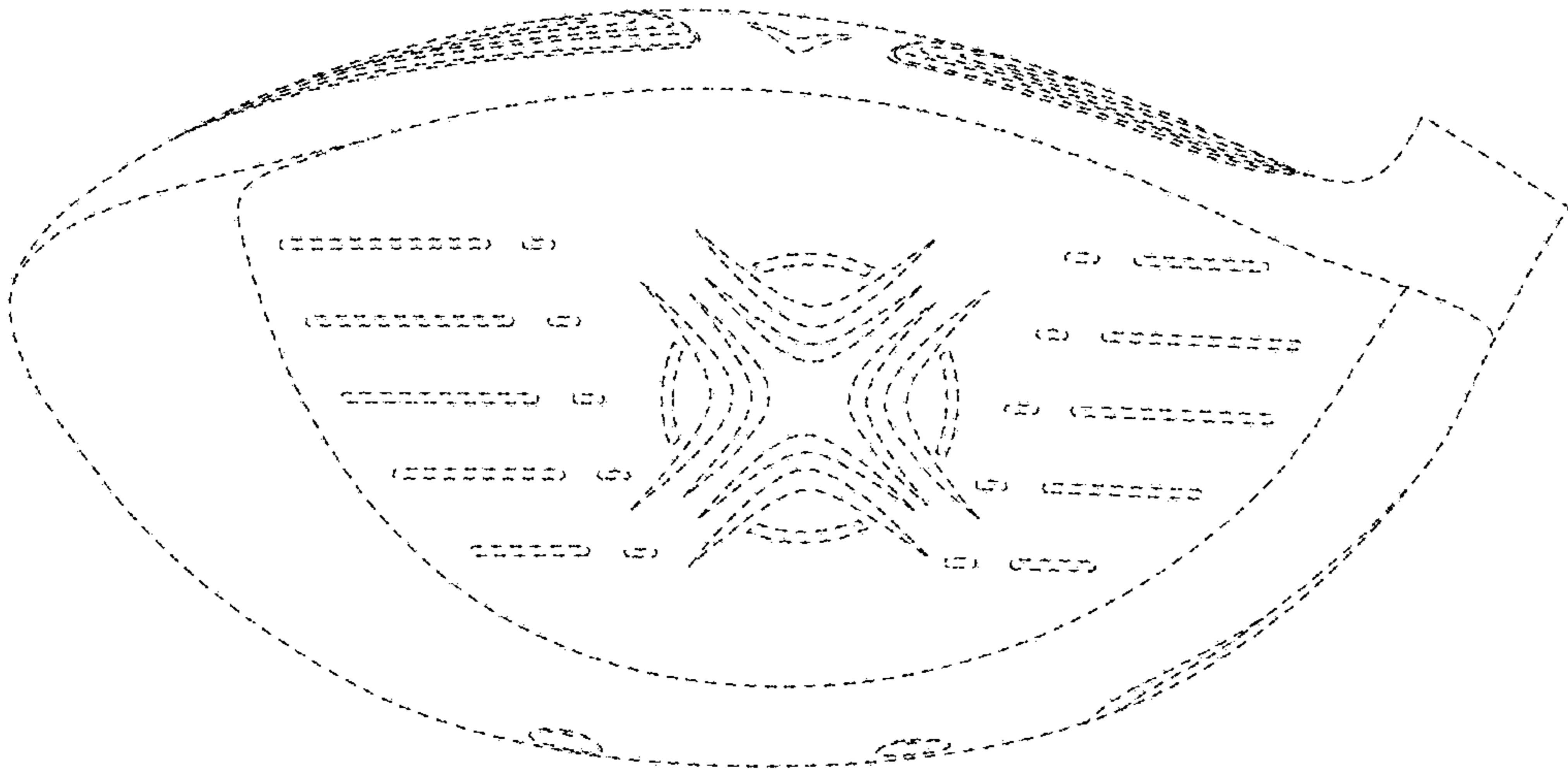


FIG. 2

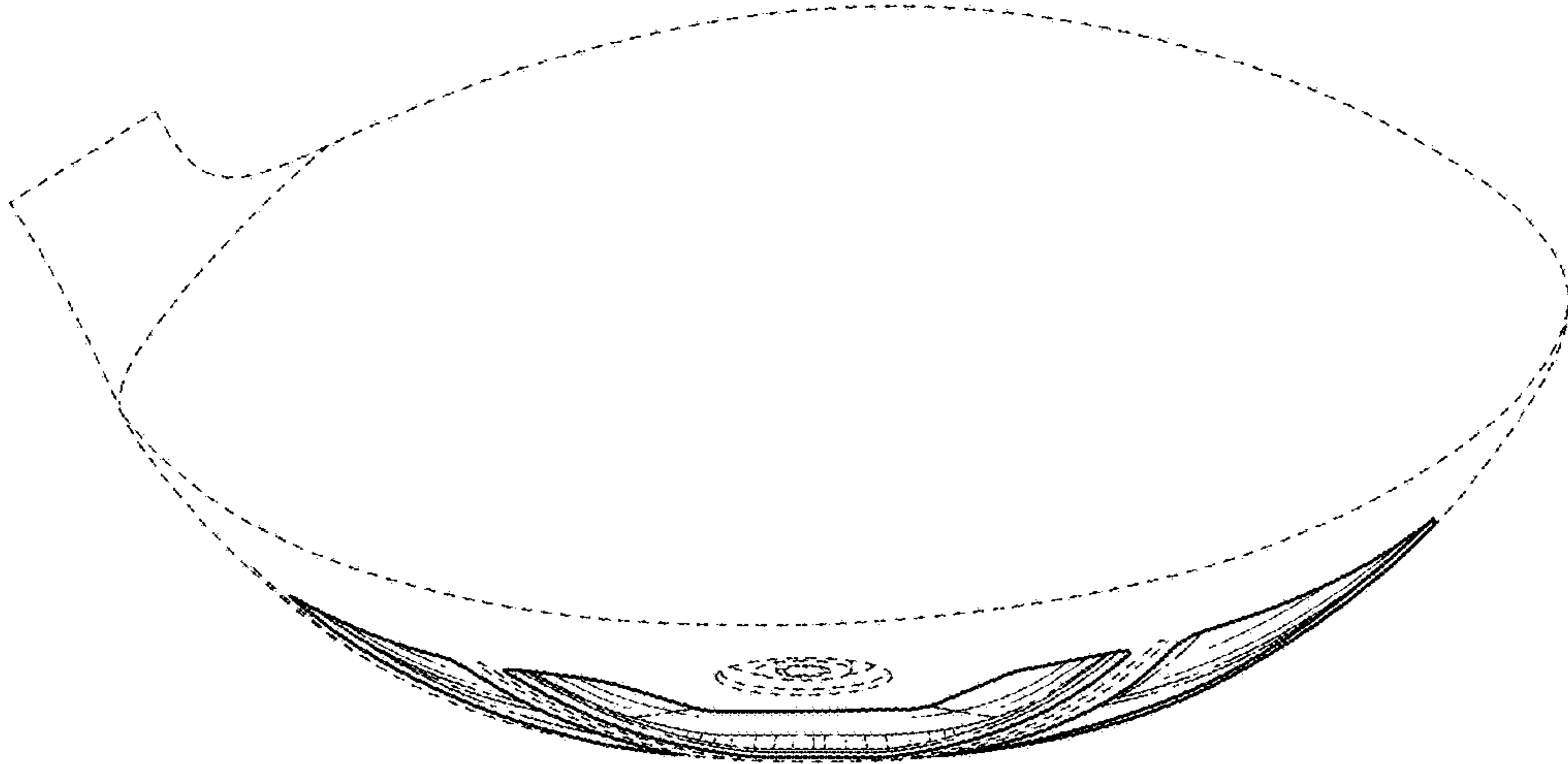


FIG. 3




FIG. 4

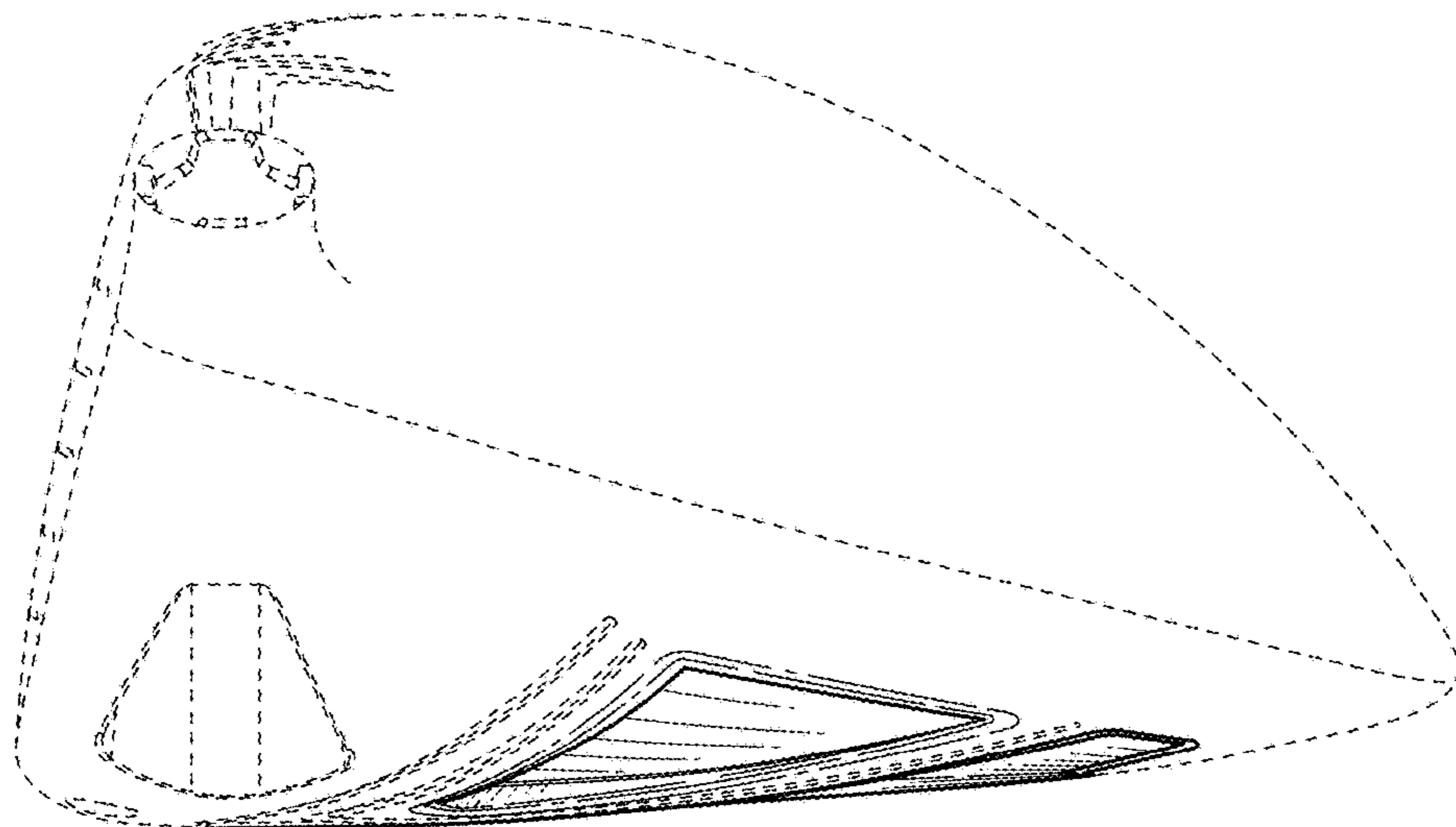


FIG. 5




FIG. 6

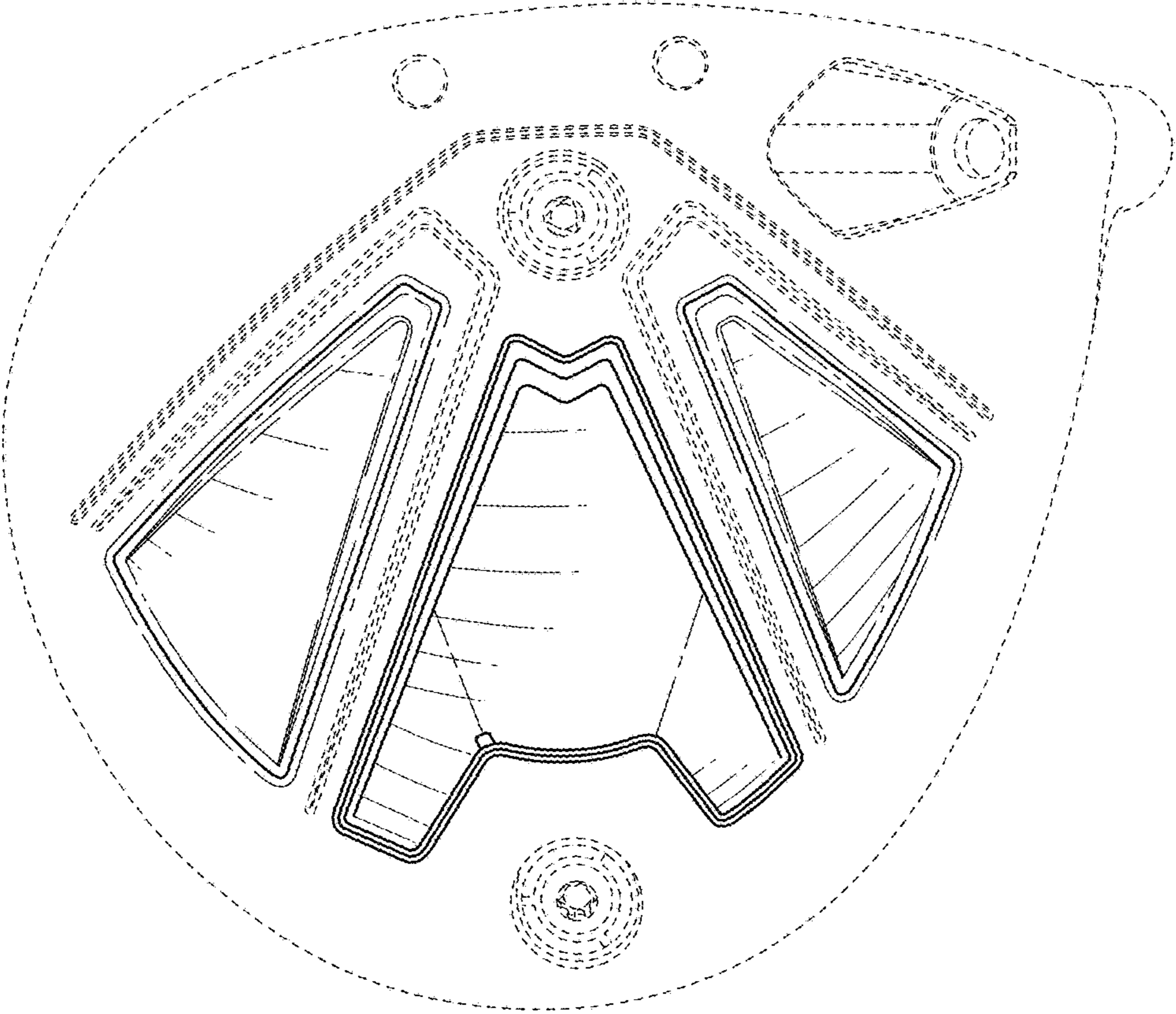


FIG. 7