



US00D813323S

(12) **United States Design Patent**
Silver

(10) **Patent No.:** **US D813,323 S**

(45) **Date of Patent:** **** Mar. 20, 2018**

(54) **COVER FOR AN EXERCISE EQUIPMENT HANDLE**

(71) Applicant: **Elizabeth Silver**, Philadelphia, PA (US)

(72) Inventor: **Elizabeth Silver**, Philadelphia, PA (US)

(**) Term: **15 Years**

(21) Appl. No.: **29/587,365**

(22) Filed: **Dec. 13, 2016**

(51) **LOC (11) Cl.** **21-02**

(52) **U.S. Cl.**
USPC **D21/694**

(58) **Field of Classification Search**
USPC 174/19, 93; 220/592.2, 592.23, 592.25, 220/592.26; 248/127, 49, 51, 75, 76, 94; 29/450, 605; 428/43, 188; 482/148, 23, 482/37, 44, 49, 81, 82, 92; D13/110, D13/117, 153, 154, 156, 157; D19/81, D19/84; D21/662, 684, 694, 797; D34/1, 27; D6/535, 536, 541; D7/387, D7/393, 395, 625; D8/300, 303, 307, D8/310, 314, 321, 322, 396; 424/618; D2/624; 138/110; 362/406
CPC .. H01R 4/70; H01R 4/22; H02G 15/18; F16L 35/00; F16L 57/00; A63B 23/03525
See application file for complete search history.

(56) **References Cited**

U.S. PATENT DOCUMENTS

D281,005 S * 10/1985 Larsen D21/694
4,930,543 A * 6/1990 Zuiches F16L 35/00
138/110
4,954,939 A * 9/1990 Hutchins F21S 8/061
362/406

D324,634 S * 3/1992 Chen D8/303
D343,661 S * 1/1994 Hur D21/684
5,469,601 A * 11/1995 Jackson A47J 45/10
D8/322
D543,829 S * 6/2007 Berti D8/300
D554,465 S * 11/2007 Laurienzo D8/303
D581,244 S * 11/2008 Berti D8/300
D616,950 S * 6/2010 Hersee D8/303
D637,244 S * 5/2011 Davis D21/662
D647,980 S * 11/2011 Davis D21/662
D708,930 S * 7/2014 Rothbaum D8/356
8,920,850 B2 * 12/2014 Davis A01N 59/16
424/618
D725,344 S * 3/2015 Rich D2/624
9,608,427 B2 * 3/2017 Fulponi H02G 15/043
2002/0170728 A1 * 11/2002 Holland H02G 15/18
174/19

* cited by examiner

Primary Examiner — Cynthia Ramirez
Assistant Examiner — Michael A Maharajh
(74) *Attorney, Agent, or Firm* — Stuart M. Goldstein

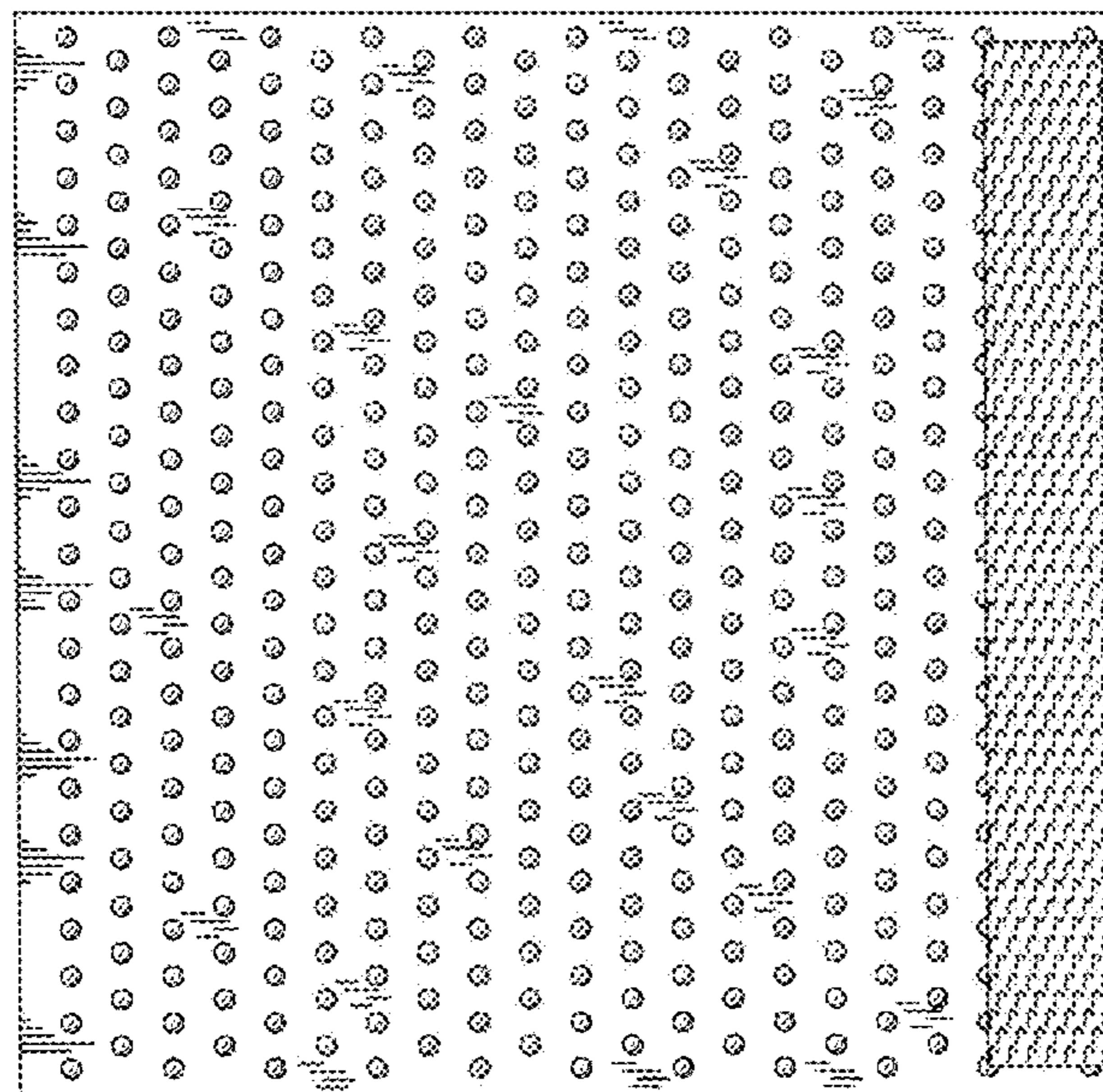
(57) **CLAIM**

The ornamental design for a cover for an exercise equipment handle, as shown and described.

DESCRIPTION

FIG. 1 is a plan view showing the interior of the cover for an exercise equipment handle showing my new design; FIG. 2 is a plan view showing the exterior thereof; FIG. 3 is a top perspective view thereof; and, FIG. 4 is a top perspective view of the cover for an exercise equipment handle in the environment of use thereof. The broken lines showing the exercise equipment are included for the purpose of illustrating environment and form no part of the claimed design.

1 Claim, 4 Drawing Sheets






FIG. 1




FIG. 2

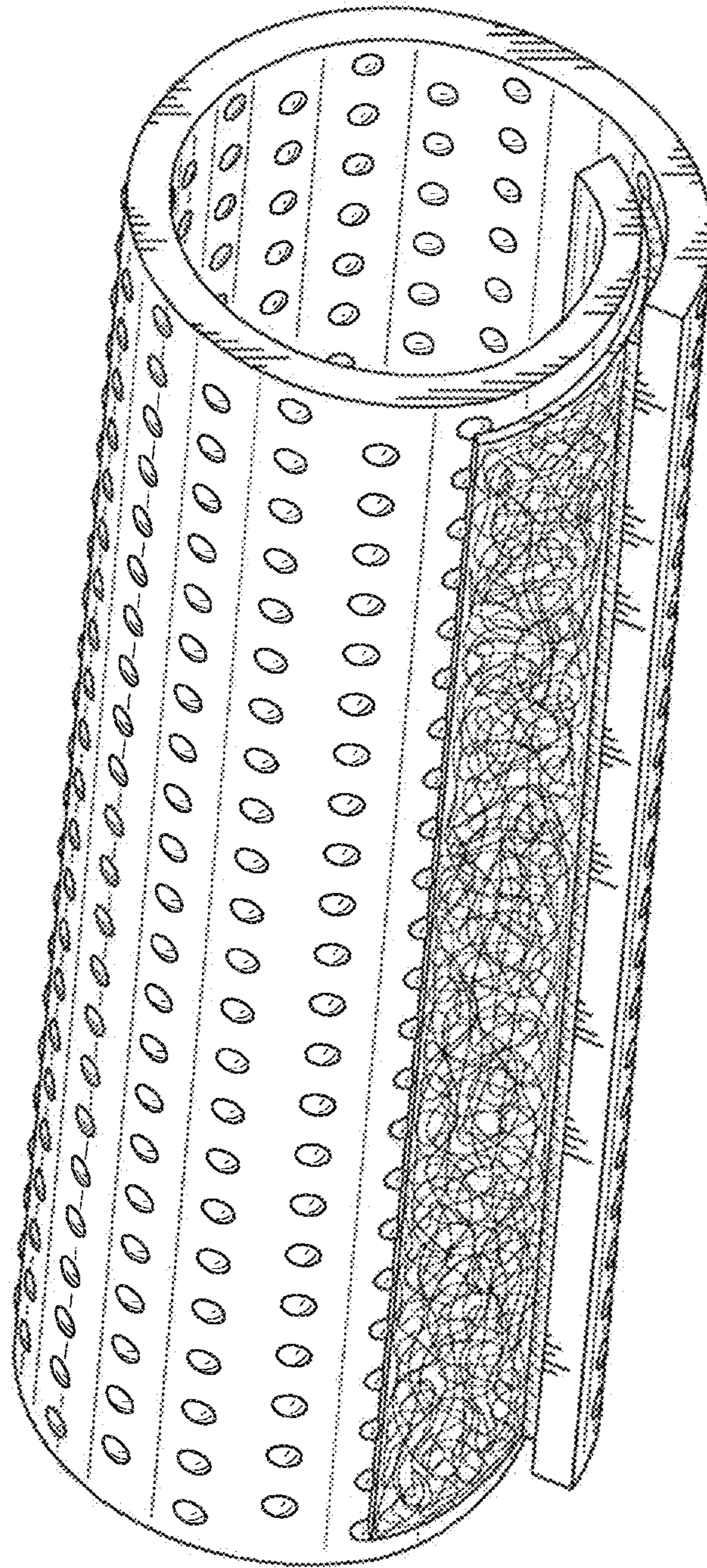


FIG. 3

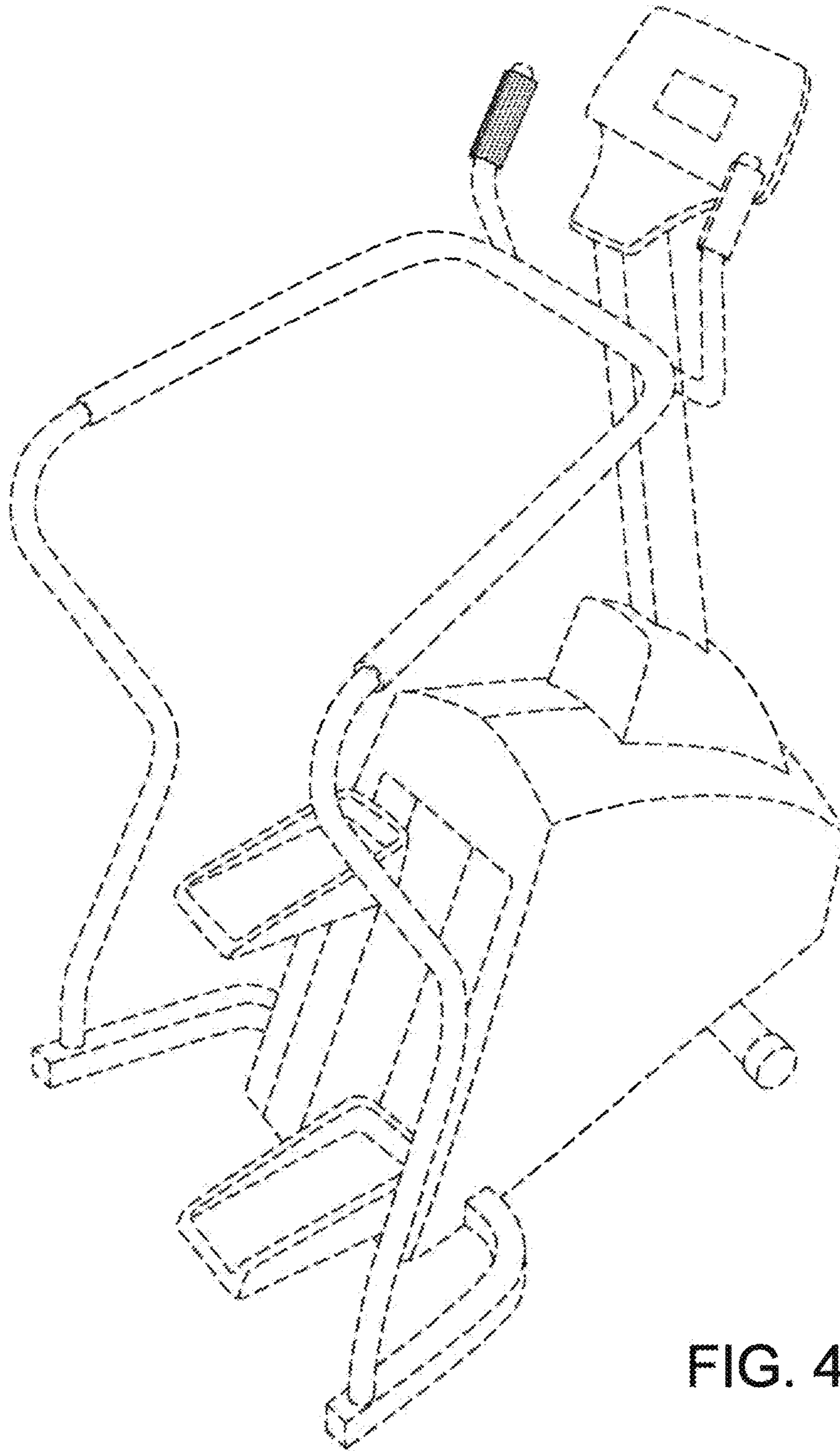


FIG. 4