



US00D813321S

(12) **United States Design Patent** (10) **Patent No.:** **US D813,321 S**
Zaki (45) **Date of Patent:** **** Mar. 20, 2018**

(54) **EXERCISE BRICK**

(71) Applicant: **Amir Zaki**, Huntington Beach, CA (US)

(72) Inventor: **Amir Zaki**, Huntington Beach, CA (US)

(**) Term: **15 Years**

(21) Appl. No.: **29/562,062**

(22) Filed: **Apr. 22, 2016**

(51) **LOC (11) Cl.** **21-02**

(52) **U.S. Cl.**
USPC **D21/662**

(58) **Field of Classification Search**

USPC D21/662, 663, 665, 666, 667, 668, 669, D21/670, 671, 673, 676, 680, 683, 694, D21/690, 692; D24/188, 190, 200, 206, D24/214; D2/701, 702, 704, 711, 705, D2/625, 627; D29/100, 101.3, 101.5, D29/120.1; D25/113

CPC A41B 9/00; A63B 21/00; A63B 23/00; A63B 24/00; A61F 5/026; A41F 9/002

See application file for complete search history.

(56) **References Cited**

U.S. PATENT DOCUMENTS

D288,370 S *	2/1987	Rinninger	D25/113
D296,193 S *	6/1988	Keeler	D9/435
D475,451 S *	6/2003	Bell	D24/101
D482,558 S *	11/2003	Kancilja	D6/601
D523,494 S *	6/2006	Van Straaten	D21/662
D523,913 S *	6/2006	Van Straaten	D21/662
7,789,805 B2 *	9/2010	Lim	A63B 21/0004 482/130
D651,369 S *	12/2011	Seliskar	D30/160
D657,830 S *	4/2012	Guarrasi	D21/662
D691,222 S *	10/2013	Sterios	D21/686
D729,974 S *	5/2015	Sommarstrom	D27/100
D732,613 S *	6/2015	Davies, III	D21/680

D740,378 S *	10/2015	Walsh-Gomez	D21/662
D742,462 S *	11/2015	Cotto-Colon	D21/662
D755,304 S *	5/2016	Ackerman	D21/662
D755,313 S *	5/2016	Dima	D21/687
D762,307 S *	7/2016	Fagerstrom	D24/200
D770,055 S *	10/2016	Sedic	D24/215

(Continued)

OTHER PUBLICATIONS

Infinity Strap BRIK—The World’s Perfect Strap for Yoga and Stretching, [online], [site visited Aug. 28, 2017]. Available from Internet, URL:<http://www.infinitystrap.com/shop/brik>.*

(Continued)

Primary Examiner — Caron D Veynar

Assistant Examiner — Katrina N Gonzalez

(74) *Attorney, Agent, or Firm* — Dunlap Bennett & Ludwig PLLC; Brendan E. Squire

(57) **CLAIM**


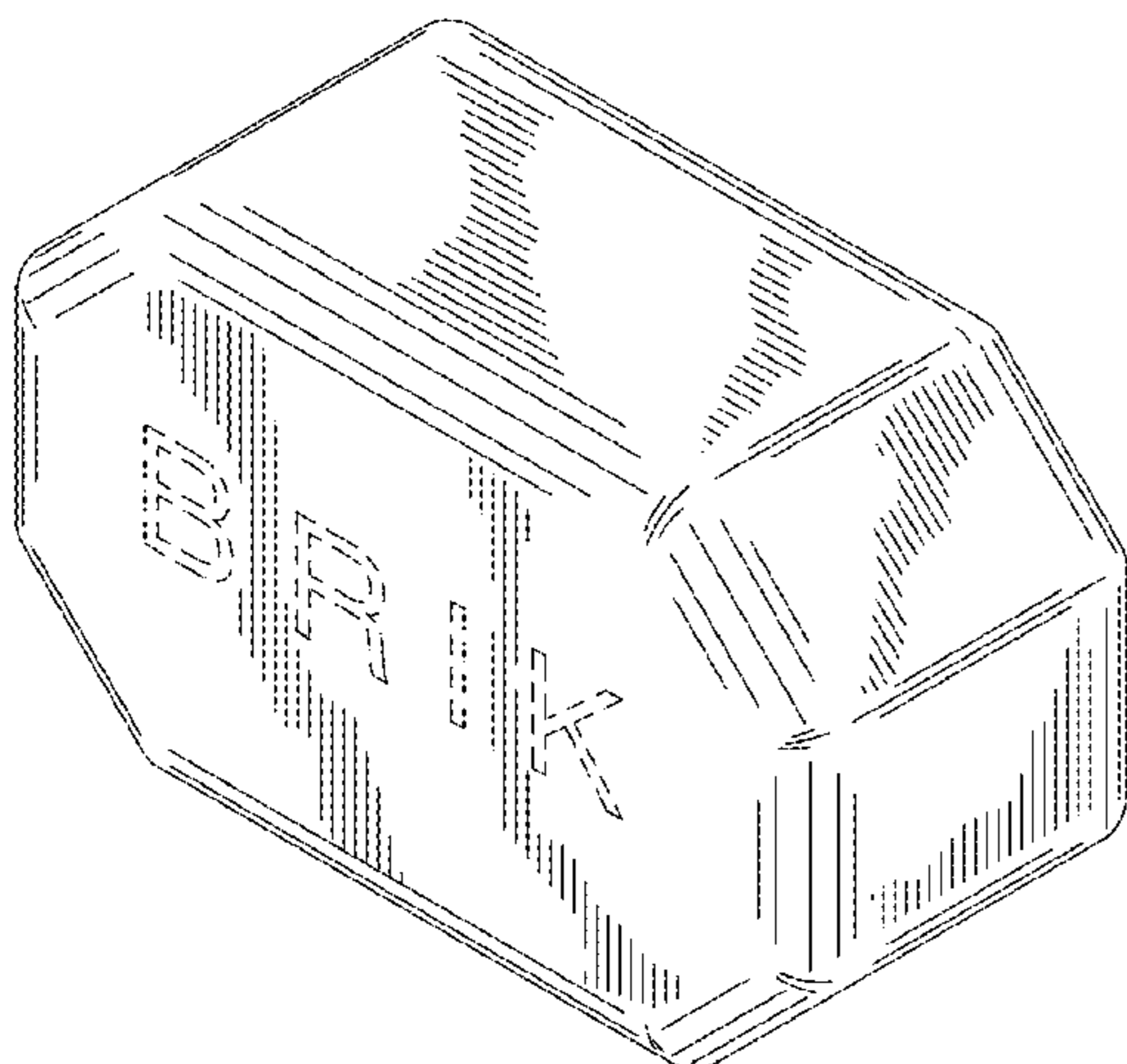
The ornamental design for an exercise brick, as shown and described.

DESCRIPTION

FIG. 1 is a perspective view of the exercise brick; FIG. 2 is a front view of the exercise brick; the rear view being a mirror image thereof; FIG. 3 is a top view of the exercise brick; the bottom view being a mirror image thereof; FIG. 4 is a right side view of the exercise brick; the left side being a mirror image thereof; and, FIG. 5 is a perspective view of the exercise brick shown in use.

The broken lines shown in the drawings illustrate portions of the exercise brick that form no part of the claimed design. The broken lines in FIG. 5 showing the figure and additional brick in use illustrate environmental subject matter that forms no part of the claimed design.

1 Claim, 3 Drawing Sheets



(56)

References Cited

U.S. PATENT DOCUMENTS

2004/0033873 A1* 2/2004 Van Straaten A47C 3/16
482/142
2004/0192523 A1* 9/2004 Wu A63B 21/00047
482/148
2009/0062093 A1* 3/2009 Clark A63B 21/00047
482/148
2010/0240509 A1* 9/2010 Chen A63B 21/00047
482/148
2013/0190151 A1* 7/2013 Scholder A63B 21/4039
482/142
2013/0274078 A1* 10/2013 Andrews A63B 23/1227
482/141

OTHER PUBLICATIONS

Infinity Strap BRIK, [online], [site visited Aug. 28, 2017]. Available from Internet, URL: <https://www.amazon.com/Infinity-Strap-BRIK-Pair-2/dp/B01CUPVUYW>.*

* cited by examiner

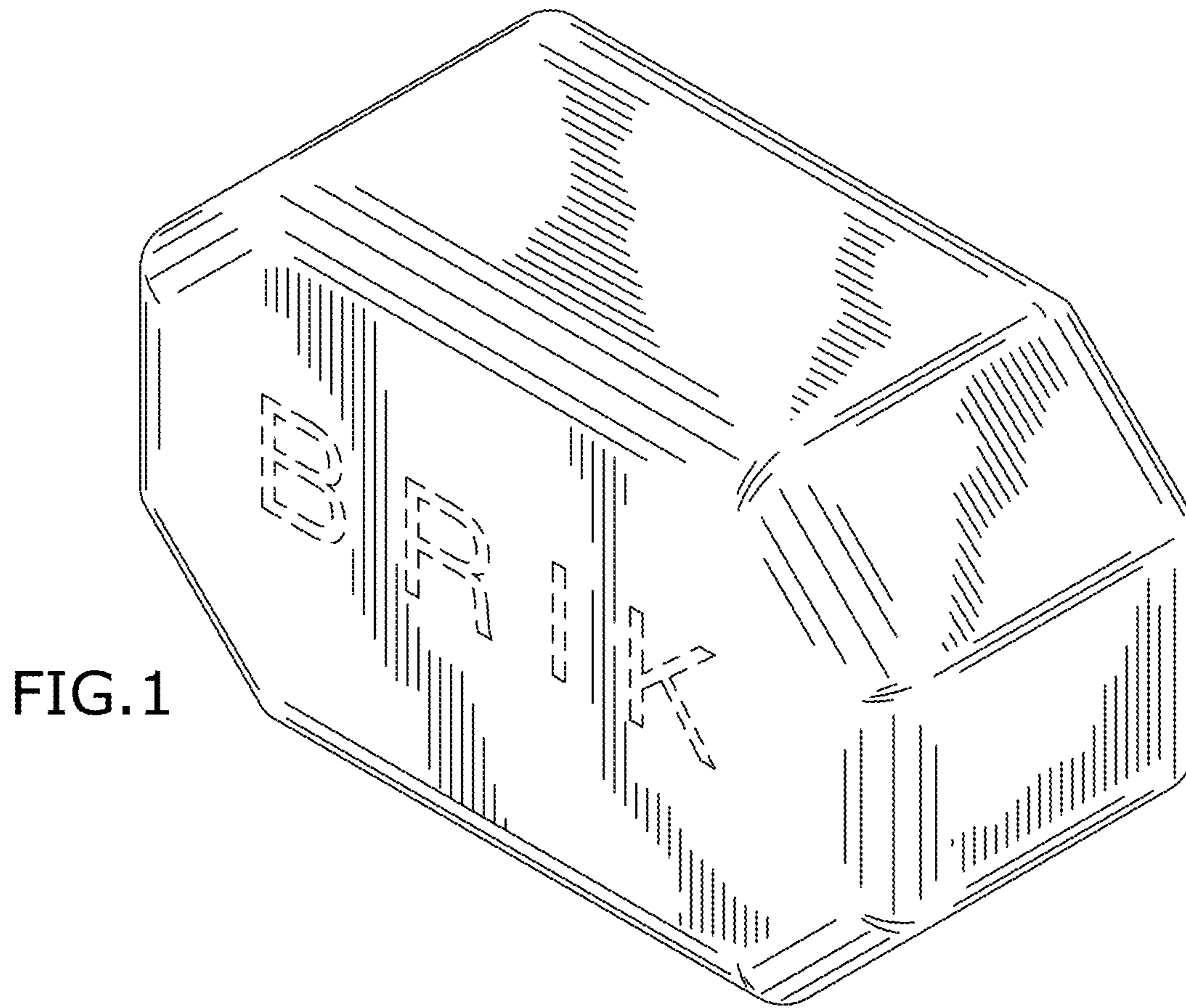


FIG. 1




FIG. 2

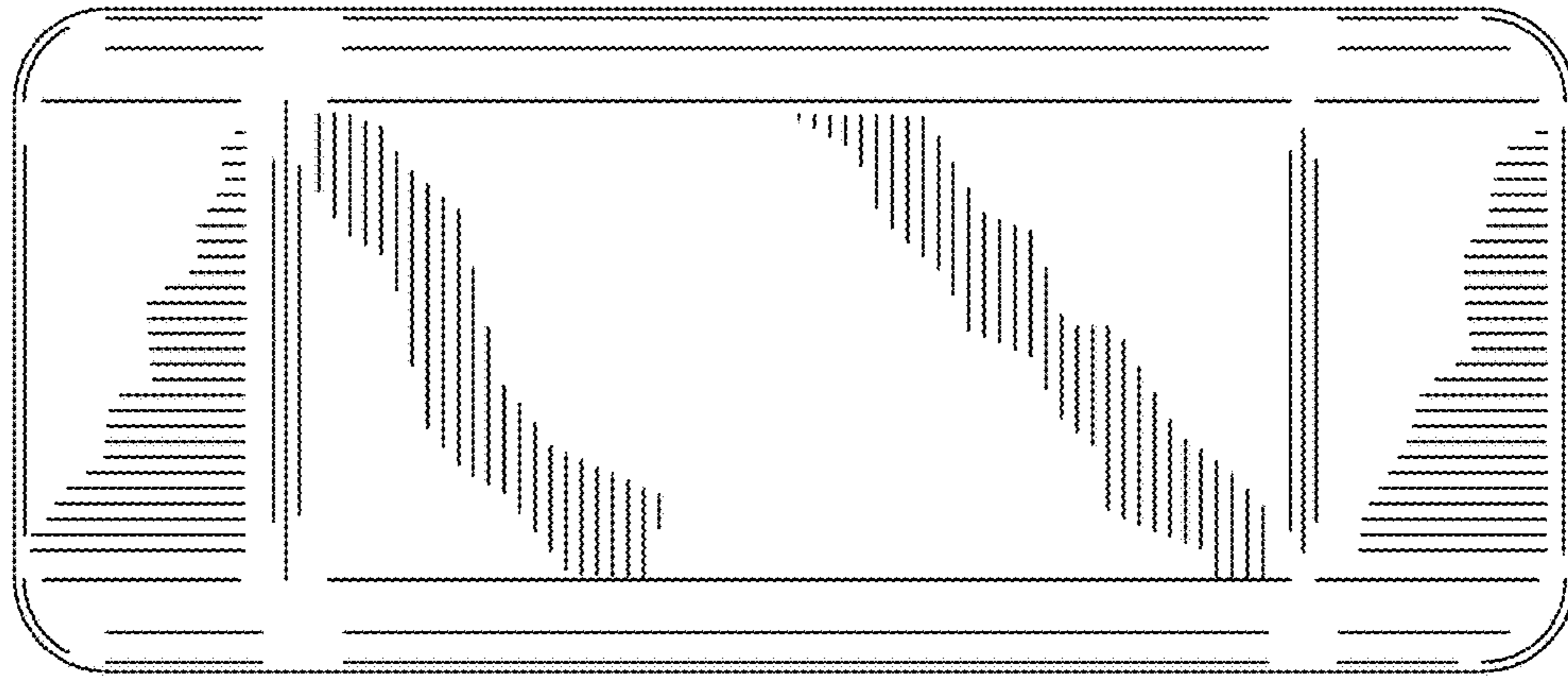


FIG. 3




FIG. 4

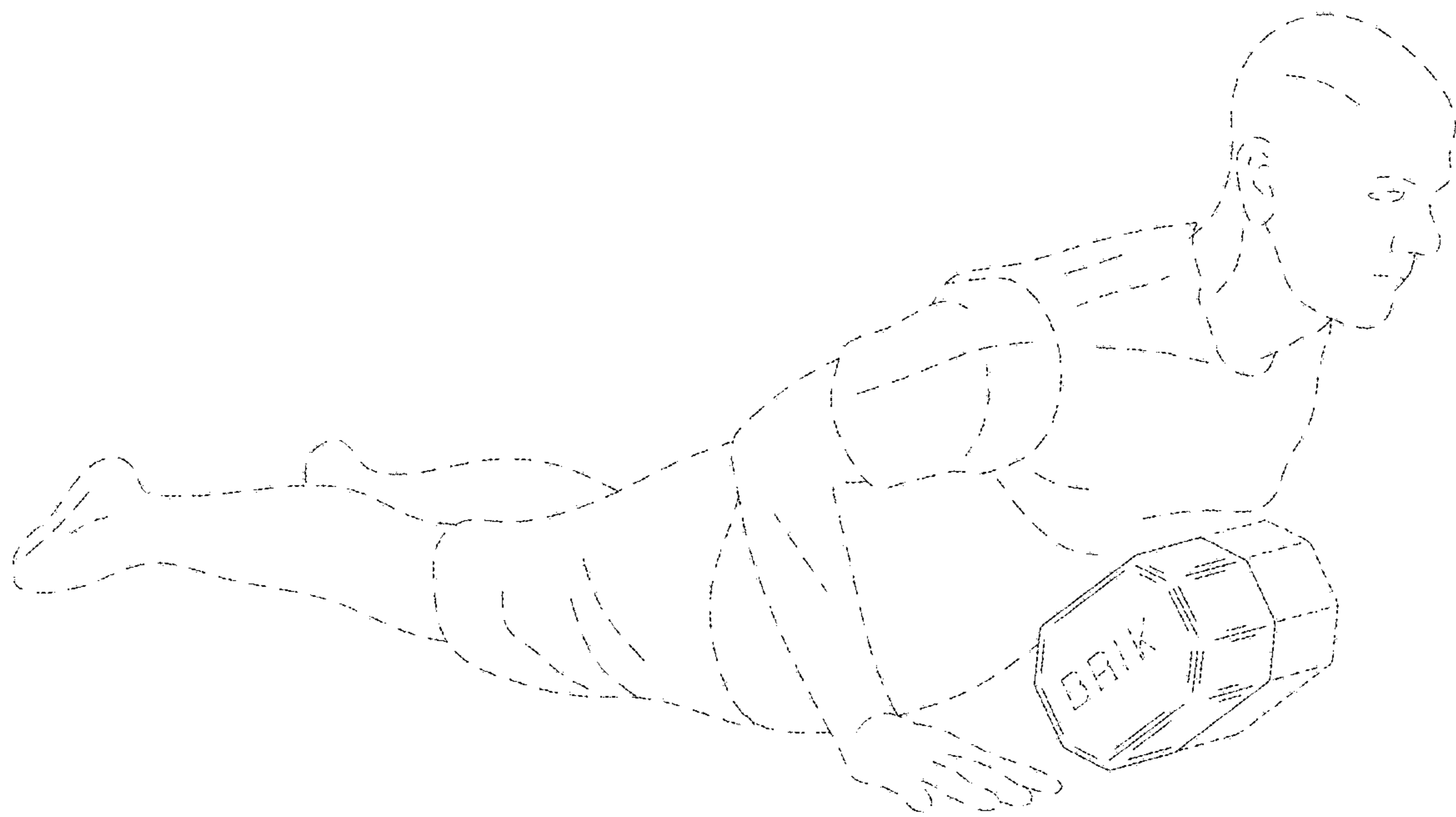


FIG.5