



US00D813309S

(12) **United States Design Patent**
Van Den Broecke et al.

(10) **Patent No.:** **US D813,309 S**
(45) **Date of Patent:** **** Mar. 20, 2018**

- (54) **WRITING INSTRUMENT**
- (71) Applicants: **Stefaan Van Den Broecke**,
Kalamazoo, MI (US); **Ejung Kim**,
Kalamazoo, MI (US)
- (72) Inventors: **Stefaan Van Den Broecke**,
Kalamazoo, MI (US); **Ejung Kim**,
Kalamazoo, MI (US)
- (73) Assignee: **Sanford, L.P.**, Atlanta, GA (US)
- (**) Term: **15 Years**
- (21) Appl. No.: **29/562,642**
- (22) Filed: **Apr. 27, 2016**
- (51) **LOC (11) Cl.** **19-06**
- (52) **U.S. Cl.**
USPC **D19/169; D19/903**
- (58) **Field of Classification Search**
USPC D9/436, 446, 723; D14/411;
D19/115-204, 81-85, 66, 70, 71
CPC ... B43K 5/00; B43K 7/00; B43K 7/12; B43K
8/04; B43K 8/06; B43K 19/00; B43K
19/02; B43K 19/14; B43K 24/08
See application file for complete search history.

- (56) **References Cited**
U.S. PATENT DOCUMENTS
1,244,974 A * 10/1917 Gerdom B43K 1/08
401/216
D176,748 S * 1/1956 Asturias D19/169
D254,315 S * 2/1980 Carre D19/164
4,308,879 A * 1/1982 Thornbloom A45D 40/18
132/317
D321,720 S * 11/1991 Sakurada D19/170
D329,461 S * 9/1992 Katami D19/168
D358,167 S * 5/1995 Herbst D19/168
D377,193 S * 1/1997 Takemura D19/135
D378,761 S * 4/1997 Sekine D19/165

- 5,676,480 A * 10/1997 Tosto A45D 19/02
132/108
- D401,275 S * 11/1998 Otake D19/168
- D401,278 S * 11/1998 Hu D19/169
- D409,241 S * 5/1999 Melnick D19/164
- D437,888 S * 2/2001 Briggl D19/169
- 6,200,046 B1 * 3/2001 Rylander B43K 23/08
401/195
- D458,965 S * 6/2002 Oka D19/168
- D480,422 S * 10/2003 Belmondo D19/165
- D555,726 S * 11/2007 Huff D19/166

(Continued)

Primary Examiner — Elizabeth Albert

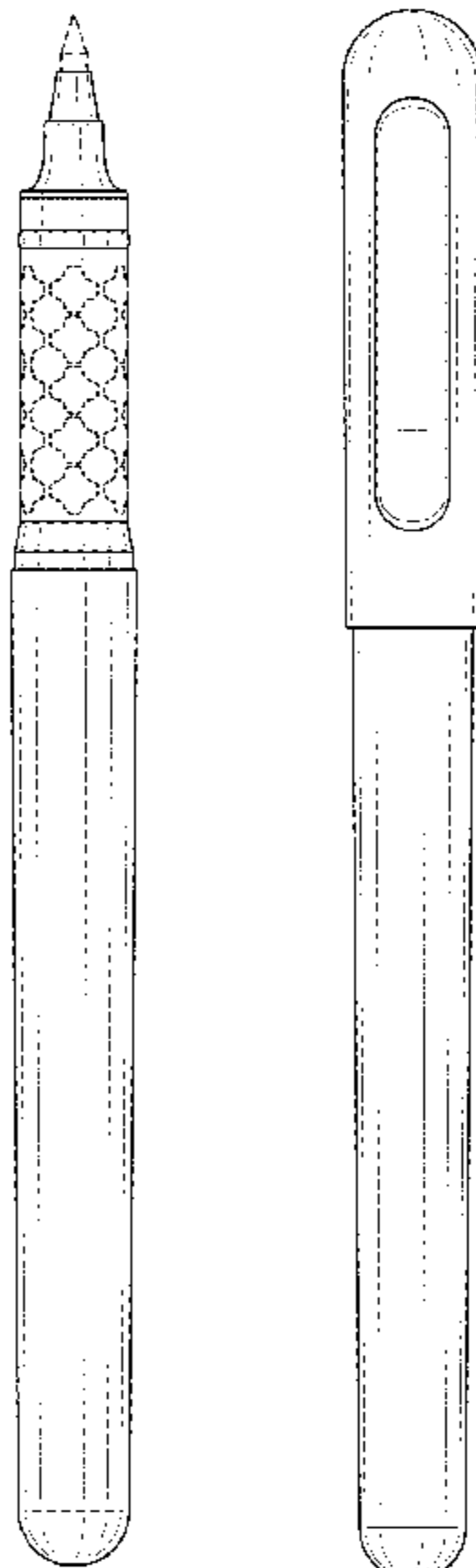
(57) **CLAIM**

The ornamental design for a “writing instrument,” as shown and described.

DESCRIPTION

FIG. 1 is a perspective view of a writing instrument without the cap for convenience showing a new design; FIG. 2 is a front elevational view thereof; FIG. 3 is a back elevational view thereof; FIG. 4 is a left side elevational view thereof; FIG. 5 is a right side elevational view thereof; FIG. 6 is a top plan view thereof; FIG. 7 is a bottom plan view thereof; FIG. 8 is a perspective view thereof with the cap in closed condition; FIG. 9 is a front elevational view thereof; FIG. 10 is a back elevational view thereof; FIG. 11 is a left side elevational view thereof; FIG. 12 is a right side elevational view thereof; FIG. 13 is a top plan view thereof; and, FIG. 14 is a bottom plan view thereof. The broken lines on the grip represent an unclaimed pattern on a claimed surface. The broken lines showing the writing tip are included to show a portion of the writing instrument that forms no part of the claimed design.

1 Claim, 8 Drawing Sheets



(56)

References Cited

U.S. PATENT DOCUMENTS

D611,988 S *	3/2010	Huff	D19/170
D669,127 S *	10/2012	Chen	D19/169
D682,936 S *	5/2013	Larson	D19/169
D688,304 S *	8/2013	Larson	D19/165
D691,196 S *	10/2013	Lv	D19/165
D729,874 S *	5/2015	Larson	D19/169
D732,111 S *	6/2015	Li	D19/164

* cited by examiner




FIG. 1




FIG. 2




FIG. 3




FIG. 4




FIG. 5

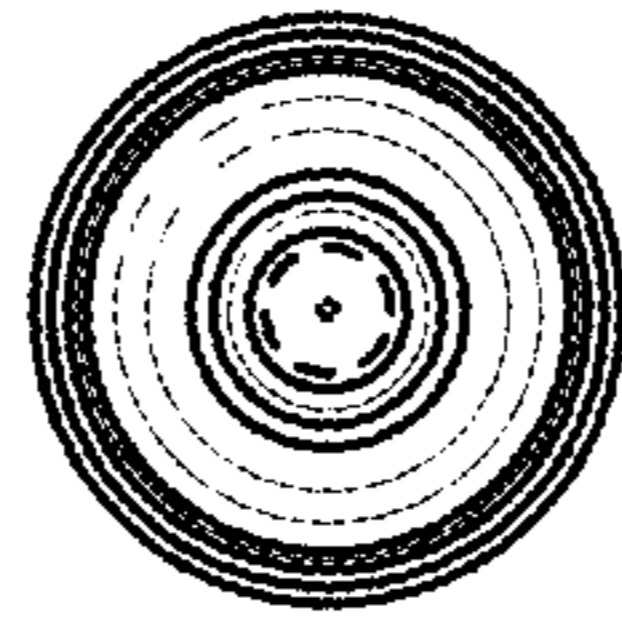


FIG. 6

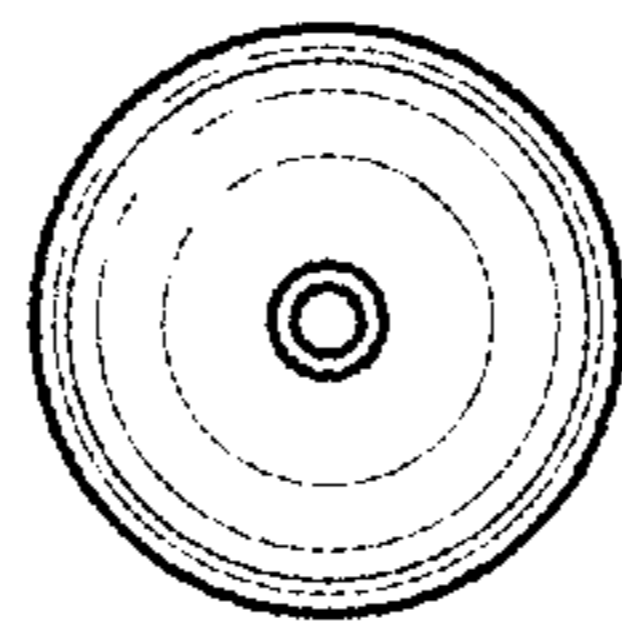


FIG. 7

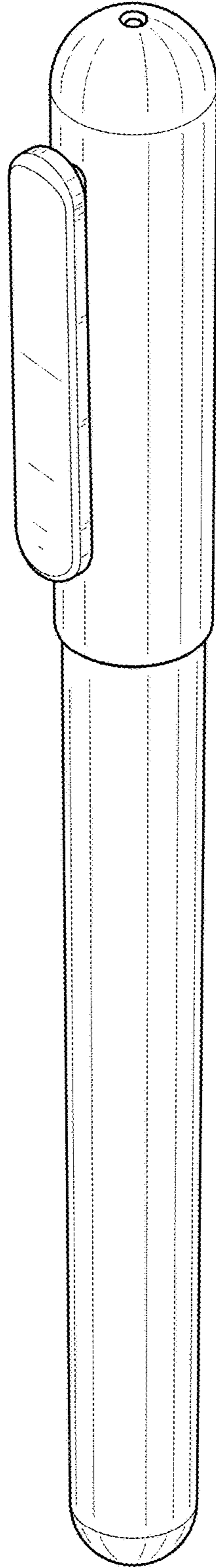


FIG. 8




FIG. 9




FIG. 10

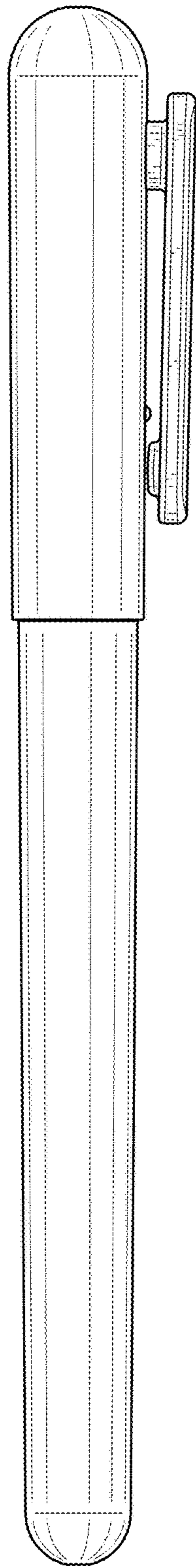


FIG. 11

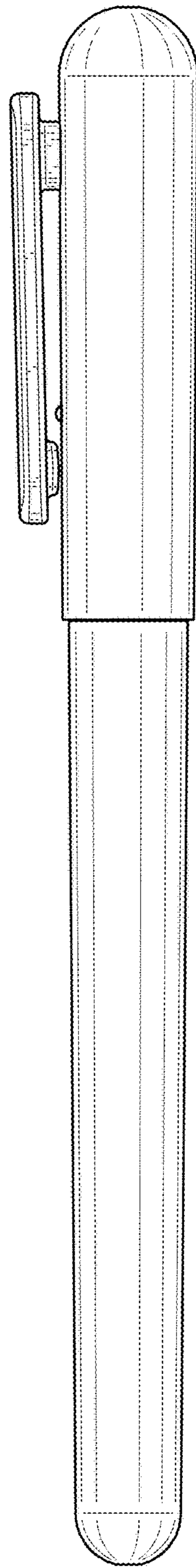


FIG. 12

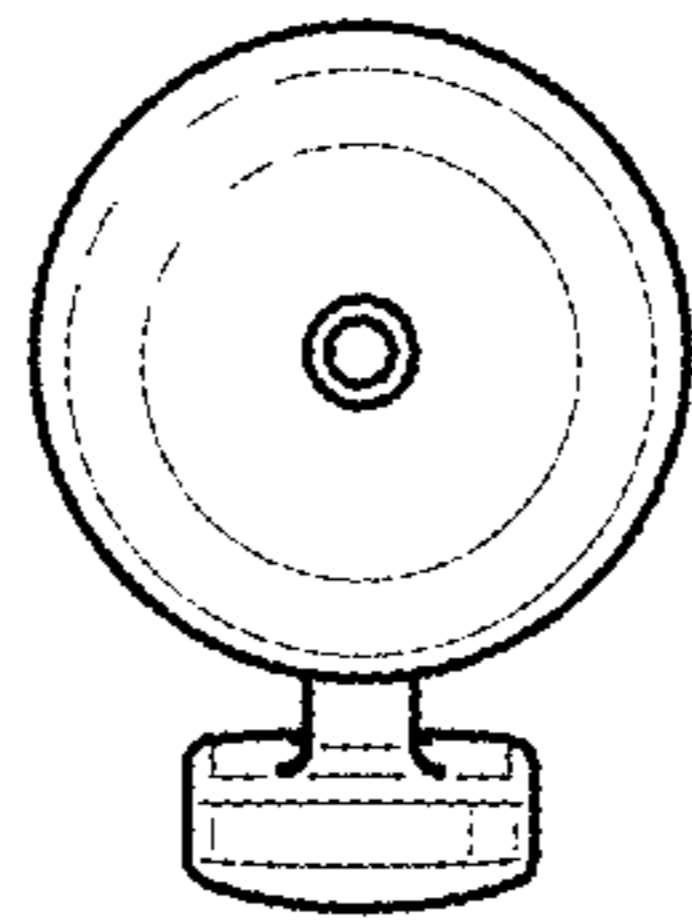


FIG. 13

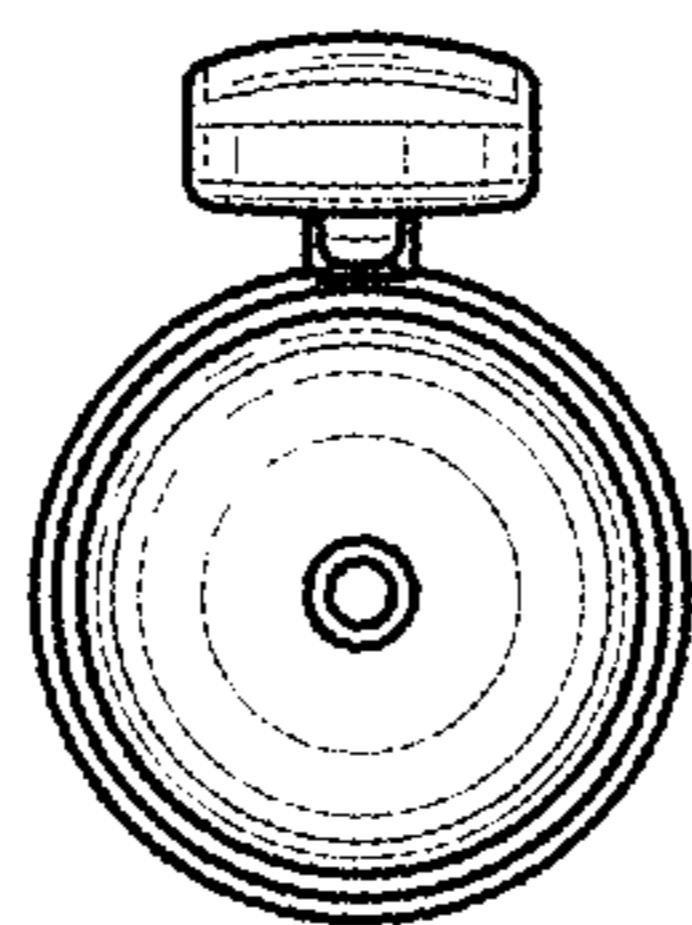


FIG. 14