



US00D813304S

(12) **United States Design Patent**  
**Walker**

(10) **Patent No.:** **US D813,304 S**  
(45) **Date of Patent:** **\*\* Mar. 20, 2018**

- (54) **COACHING AID**
- (71) Applicant: **Bradley John Walker**, Dural (AU)
- (72) Inventor: **Bradley John Walker**, Dural (AU)
- (73) Assignee: **BBDK PTY LTD**, Dural (AU), (AS TRUSTEE FOR BBDK WALKER FAMILY TRUST)
- (\*\*) Term: **15 Years**
- (21) Appl. No.: **29/590,385**
- (22) Filed: **Jan. 10, 2017**
- (51) **LOC (11) Cl.** ..... **19-07**
- (52) **U.S. Cl.**  
USPC ..... **D19/59**
- (58) **Field of Classification Search**  
USPC ..... D19/59-64; 434/247, 248, 251, 408, 434/413, 415, 416, 429-430; 273/111, 273/113, 457, 461; 473/422, 438, 444; 116/222; D21/356, 385; D10/46.1; 235/90  
CPC ... A63B 69/00; A63B 69/0002; A63B 69/345; A63B 71/06; A63F 3/00028; A63F 3/00031; A63F 3/00047; A63F 3/00533; A63F 3/022; A63F 7/0608; A63F 7/0612; B43K 23/001; B43K 23/002; B43L 1/00; B43L 1/008; G09B 1/08; G09B 19/0038; G09B 19/22  
See application file for complete search history.

- (56) **References Cited**  
U.S. PATENT DOCUMENTS  
1,042,142 A \* 10/1912 Pohlig ..... A63F 3/00031 116/222  
2,355,905 A \* 8/1944 Buxbaum ..... A63F 7/0608 116/222  
2,643,466 A \* 6/1953 Bucher ..... G09B 1/08 116/222

- 3,685,170 A \* 8/1972 Fairleigh ..... G09B 1/08 273/239
- 4,047,308 A \* 9/1977 Wheeler ..... G09B 19/22 434/251
- 4,186,928 A \* 2/1980 Hunt, Jr. .... A63F 3/00028 273/244
- 4,452,453 A \* 6/1984 Daley ..... A63F 3/00031 273/244.1
- 5,123,653 A \* 6/1992 Murphy ..... A63F 3/00047 273/431
- 5,263,866 A \* 11/1993 Campbell ..... A63F 3/00533 434/413
- 5,664,780 A \* 9/1997 Bricker ..... A63B 71/06 116/222
- 5,749,581 A \* 5/1998 Poisson ..... A63F 3/00047 273/298
- 6,379,156 B1 \* 4/2002 Laravea ..... A63B 69/00 434/247
- 6,464,507 B1 \* 10/2002 Bailey ..... G09B 19/0038 434/429

(Continued)

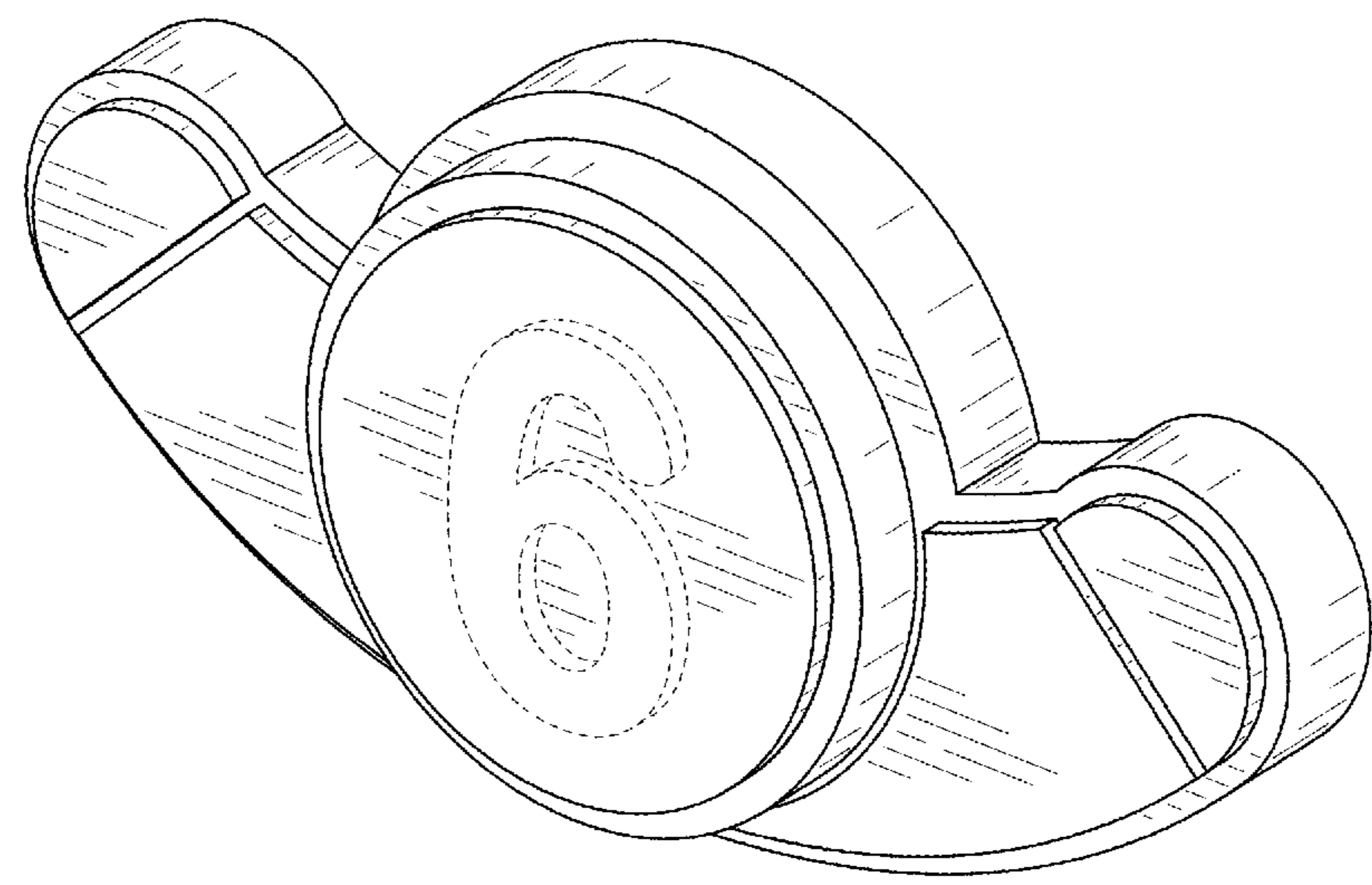
*Primary Examiner* — Ian Simmons  
*Assistant Examiner* — Mark Cavanna  
(74) *Attorney, Agent, or Firm* — GORMAN IP LAW, APC

(57) **CLAIM**  
The ornamental design for a coaching aid, as shown and described.

**DESCRIPTION**

FIG. 1 is a perspective view of a coaching aid showing my new design;  
FIG. 2 is a top view thereof;  
FIG. 3 is a bottom view thereof;  
FIG. 4 is a left side view thereof;  
FIG. 5 is a right side view thereof;  
FIG. 6 is a front view thereof; and,  
FIG. 7 is a back view thereof.  
The broken lines on the drawings represent an unclaimed portion of the coaching aid.

**1 Claim, 4 Drawing Sheets**



(56)

**References Cited**

U.S. PATENT DOCUMENTS

6,530,571 B1 \* 3/2003 McWilliams ..... A63F 3/00031  
273/244.2  
7,293,771 B1 \* 11/2007 Montgomery ..... A63F 3/00047  
273/244  
D596,236 S \* 7/2009 Hackes ..... D19/64  
8,641,426 B2 \* 2/2014 Yang ..... A63B 71/06  
434/408  
2007/0099730 A1 \* 5/2007 Driver ..... A63B 69/0002  
473/422  
2007/0238080 A1 \* 10/2007 Lynch ..... A63B 69/00  
434/247

\* cited by examiner

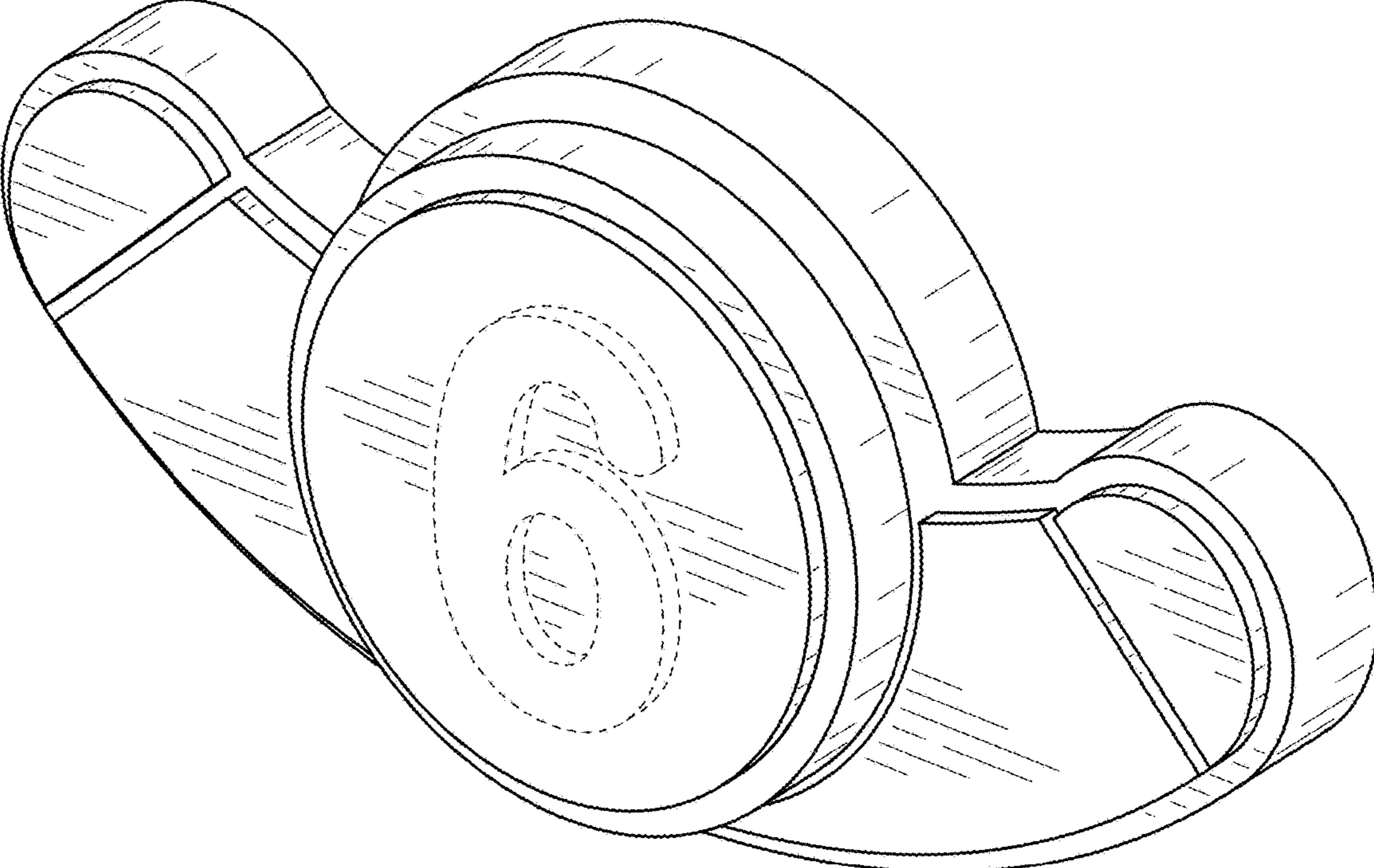


FIG. 1

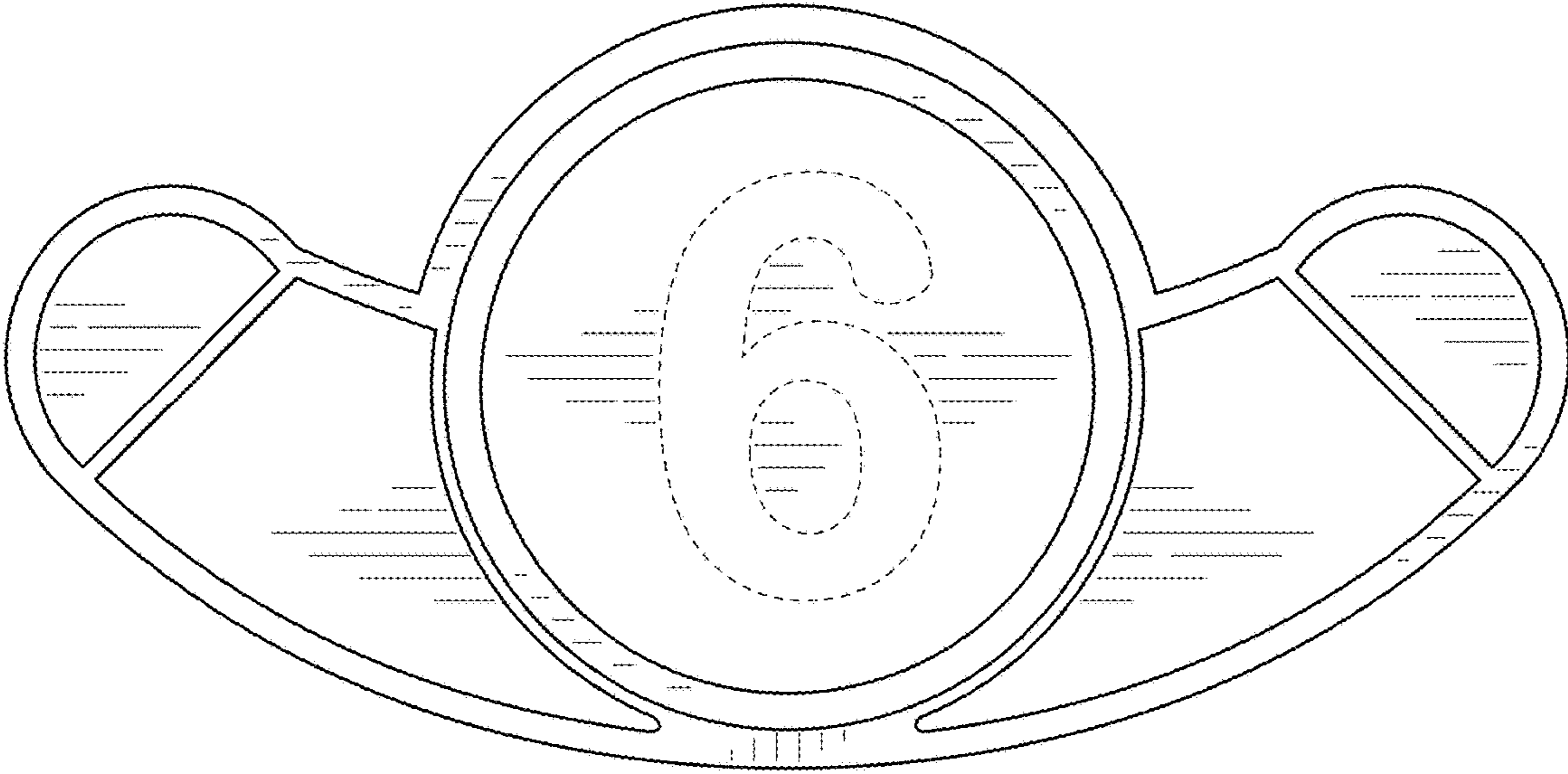


FIG. 2

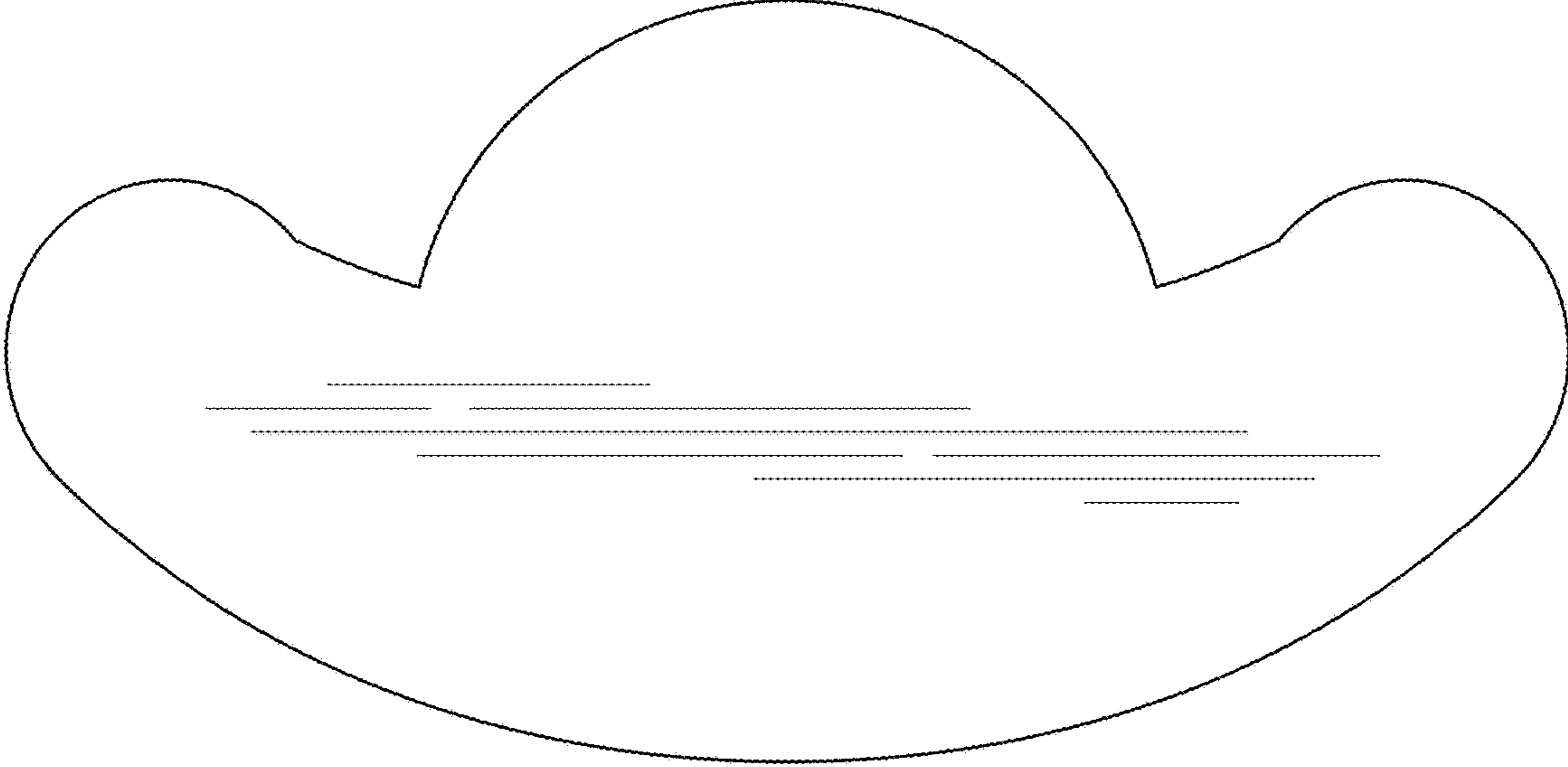


FIG. 3

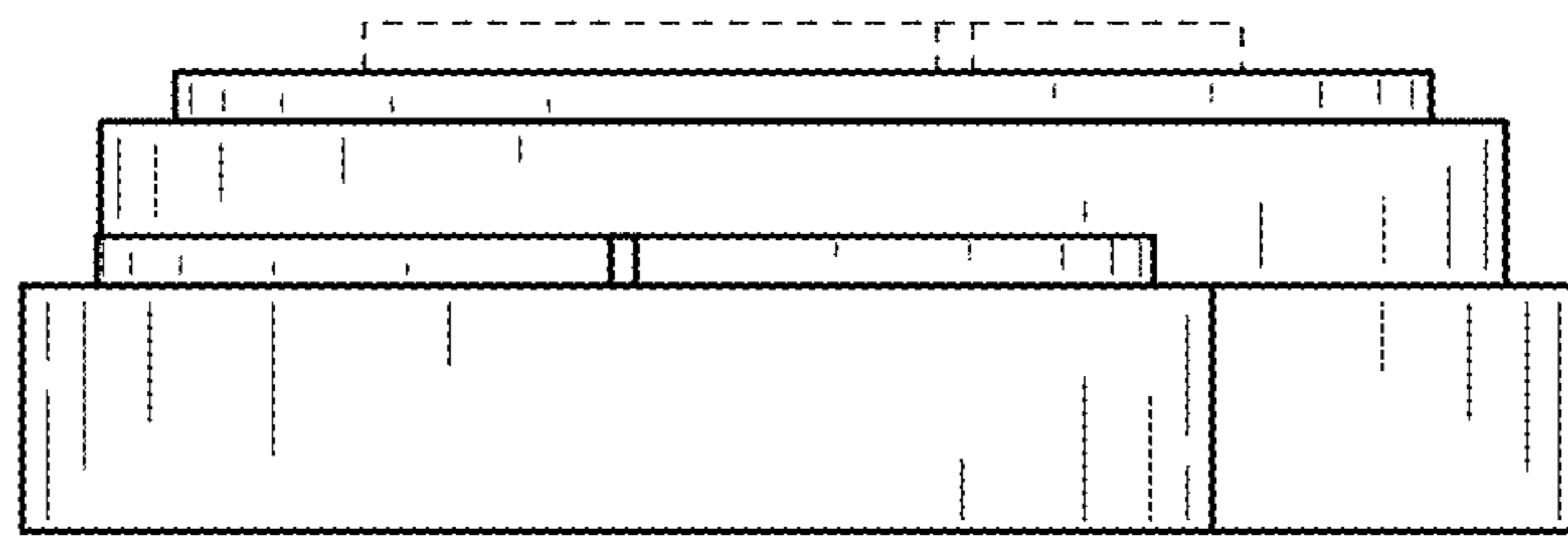


FIG. 4

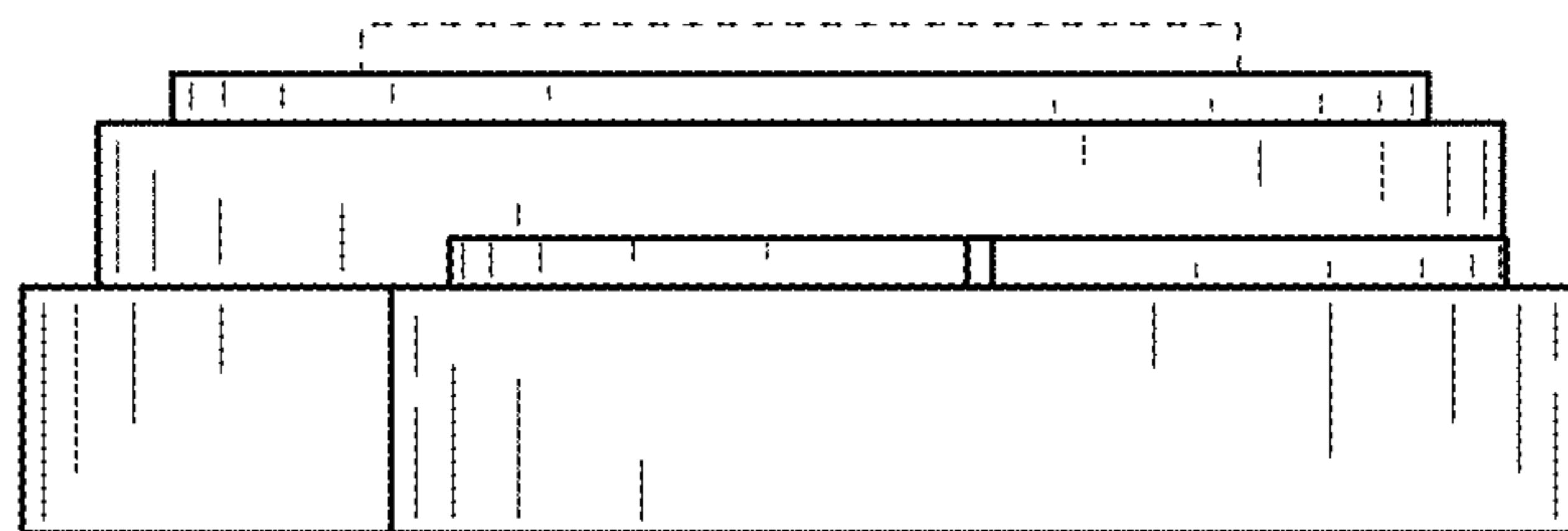


FIG. 5

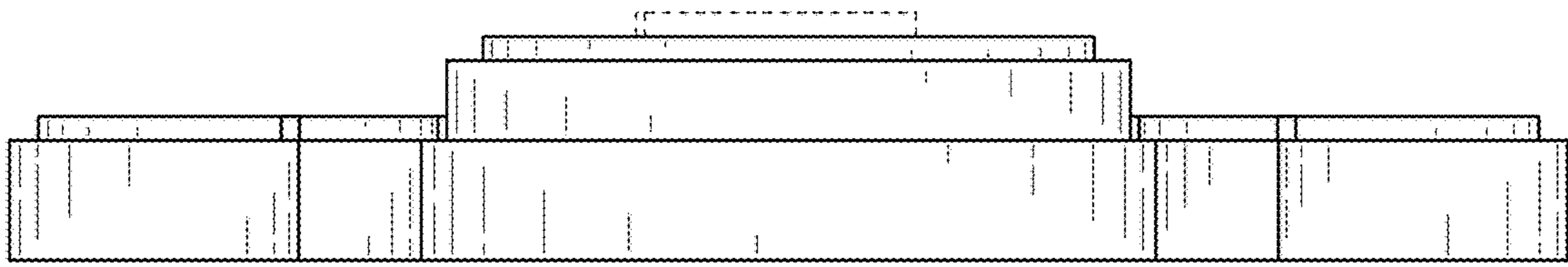


FIG. 6

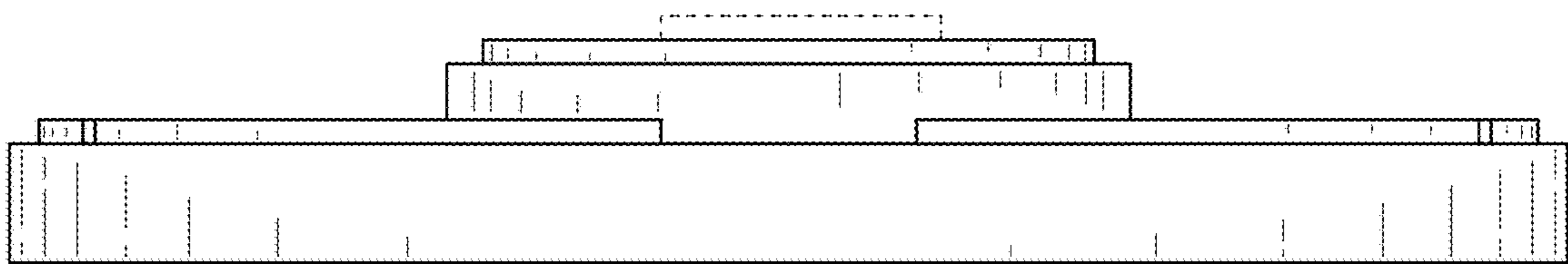


FIG. 7