



US00D813300S

(12) **United States Design Patent** (10) **Patent No.:** **US D813,300 S**
Talbot et al. (45) **Date of Patent:** **** Mar. 20, 2018**

(54) **PINATA GREETING CARD**

(56) **References Cited**

(71) Applicant: **American Greetings Corporation**,
Cleveland, OH (US)

U.S. PATENT DOCUMENTS

(72) Inventors: **Johnathan Talbot**, Bay Village, OH
(US); **Kelle Schwab**, Lakewood, OH
(US)

2,012,545 A * 8/1935 Pickering A47B 65/00
211/42
D443,297 S * 6/2001 Lester, Jr. D19/7
(Continued)

(73) Assignee: **American Greetings Corporation**,
Cleveland, OH (US)

Primary Examiner — Abraham Bahta
(74) *Attorney, Agent, or Firm* — Christine Flanagan

(**) Term: **15 Years**

(57) **CLAIM**

(21) Appl. No.: **29/616,552**

The ornamental design for a piñata greeting card, as shown
and described.

(22) Filed: **Sep. 7, 2017**

DESCRIPTION

Related U.S. Application Data

(62) Division of application No. 29/579,921, filed on Oct.
4, 2016, now Pat. No. Des. 803,312.

FIG. 1 is a front perspective view of the piñata greeting card
of the present invention.

(51) **LOC (11) Cl.** **19-01**

(52) **U.S. Cl.**

FIG. 2 is a rear perspective view of the piñata greeting card
of FIG. 1.

USPC **D19/2**

(58) **Field of Classification Search**

USPC D19/1-8, 82, 100; 40/124.01-124.15,
40/582, 540, 443, 442, 902, 672, 617,
40/599, 331, 359, 360, 625, 717, 455,
40/124.191; 446/147; 362/806, 808;
428/42.1, 203-204, 913.3; 283/2-4,
283/74-75, 91, 103, 105-106; D20/10,
D20/22, 42, 27, 40; 229/92, 92.1, 92.8,
229/116.1, 116.3, 116.5; D11/131, 117;
D21/660, 606-608

FIG. 3 is a front view of the piñata greeting card of FIG. 1.
FIG. 4 is a rear view of the piñata greeting card of FIG. 1.
FIG. 5 is a left side view of the piñata greeting card of FIG.
1.

CPC B42D 25/00; B42D 25/20; B42D 25/23;
B42D 25/26; B42D 25/29; B42D 25/30;
B42D 25/285; B42D 15/022; B42D
15/027; B42D 15/045; B42D 15/042;
B42D

FIG. 6 is a right side view of the piñata greeting card of FIG.
1.

FIG. 7 is a top down view of the piñata greeting card of FIG.
1.

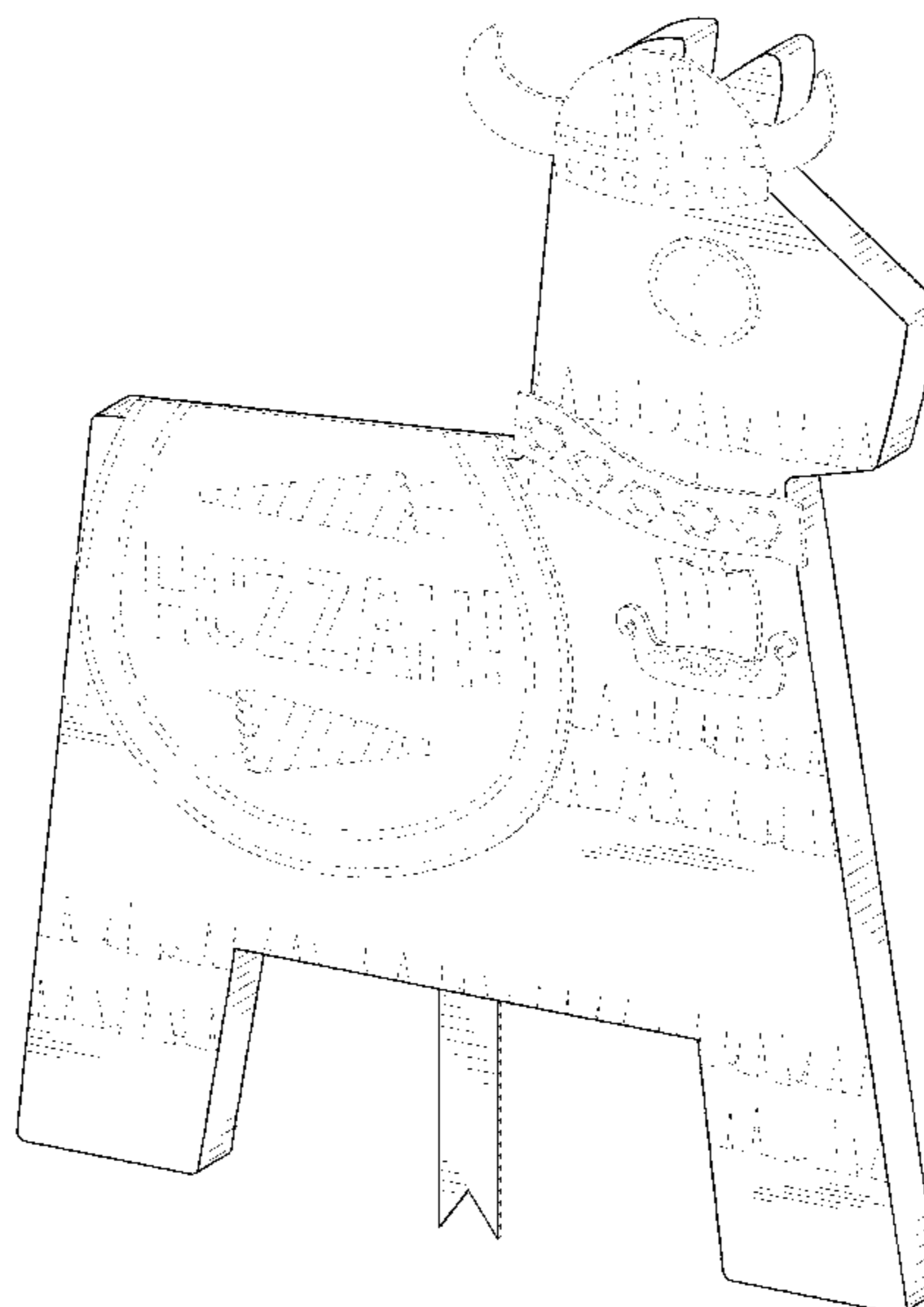
FIG. 8 is a bottom up view of the piñata greeting card of
FIG. 1.

FIG. 9 is a front perspective view of the piñata greeting card
of FIG. 1, with extended telescoping panels; and,
FIG. 10 is a front view of the piñata greeting card of FIG.
1, with extended telescoping panels.

The broken line showing of portions of the piñata greeting
card is included for the purpose of illustrating environmental
structure and forms no part of the claimed design.

(Continued)

1 Claim, 7 Drawing Sheets



(58) **Field of Classification Search**

CPC 2033/00; B42D 2033/02; B42D 2033/04;
B42D 2033/08; B42D 2033/10; B42D
2033/16; B42D 2033/18; B42D 2033/20;
B42D 2033/22; B42D 2033/28; B42D
2033/30

See application file for complete search history.

(56) **References Cited**

U.S. PATENT DOCUMENTS

D684,211 S *	6/2013	Roth	D19/2
D765,169 S *	8/2016	Deckerd	D19/7
D766,365 S *	9/2016	Begin	D19/6

* cited by examiner

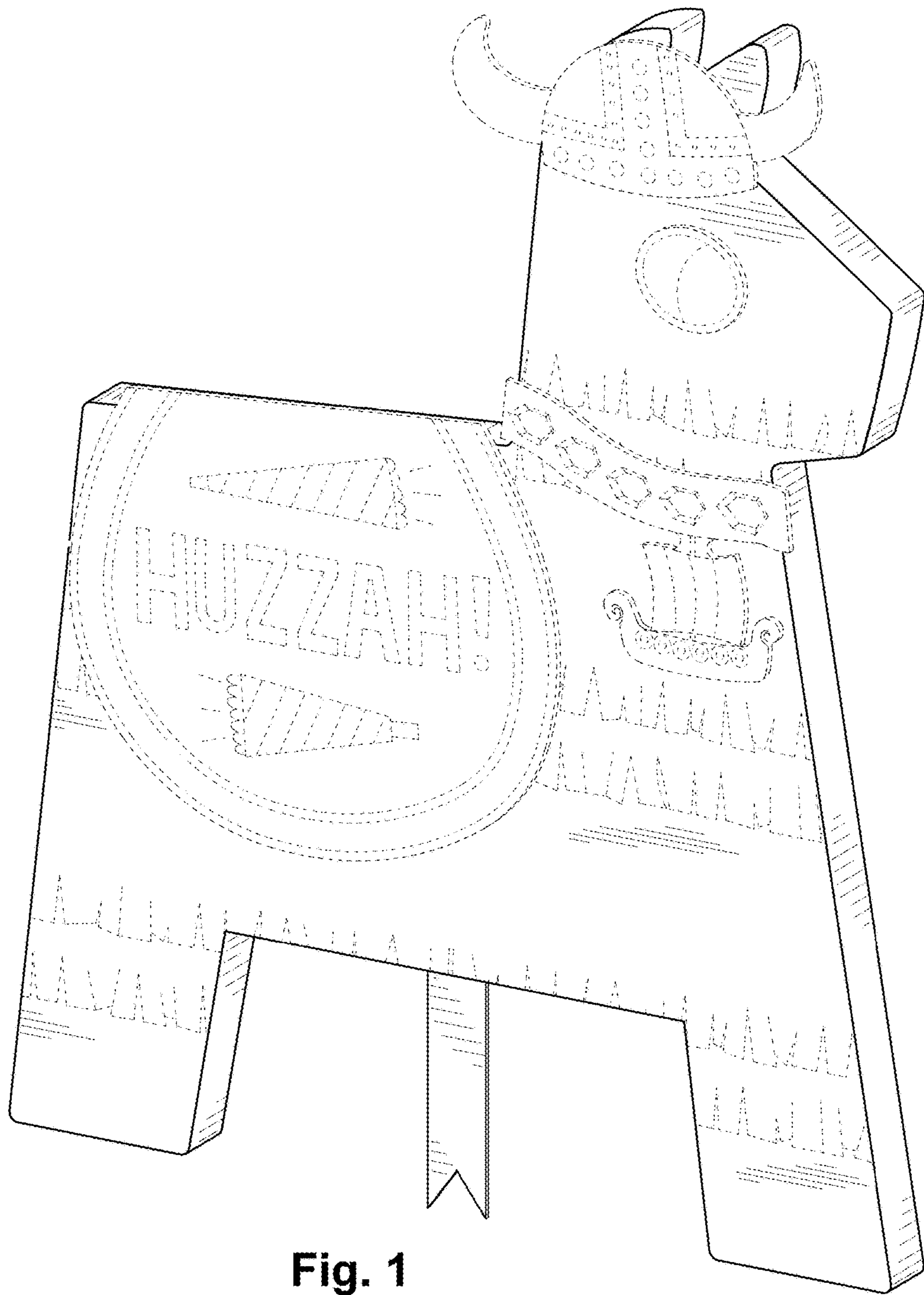


Fig. 1

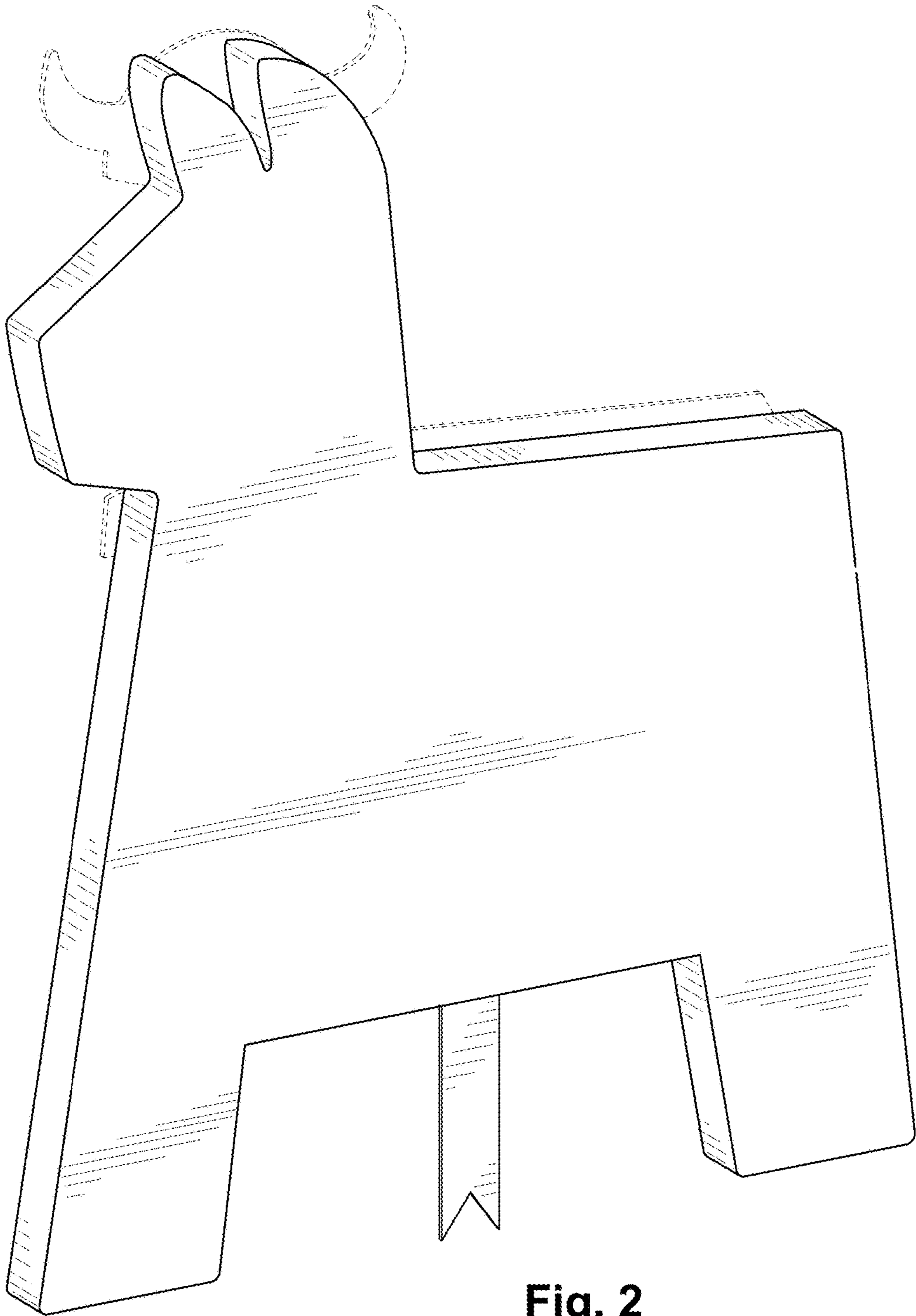


Fig. 2

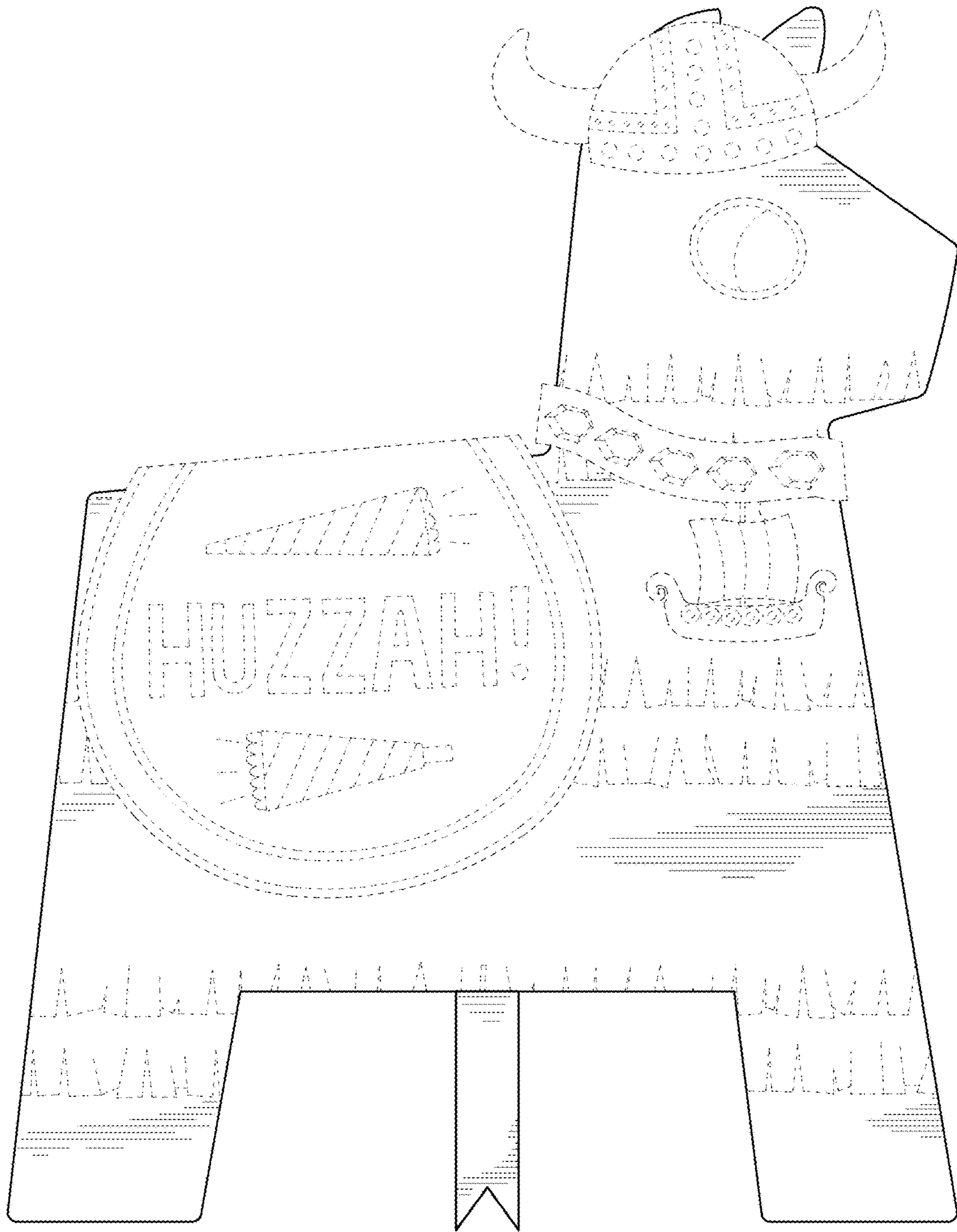


Fig. 3

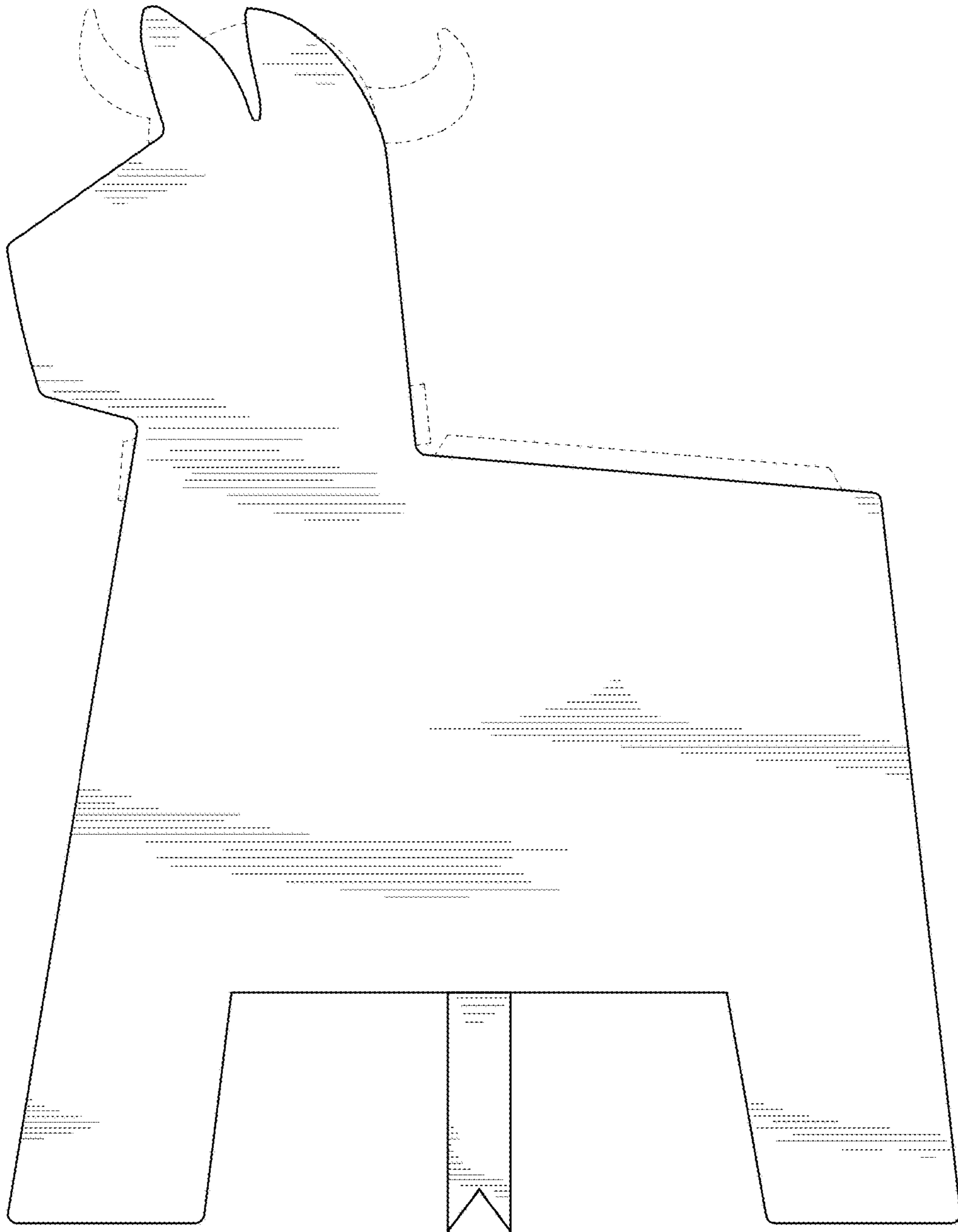


Fig. 4




Fig. 5



Fig. 6




Fig. 7




Fig. 8

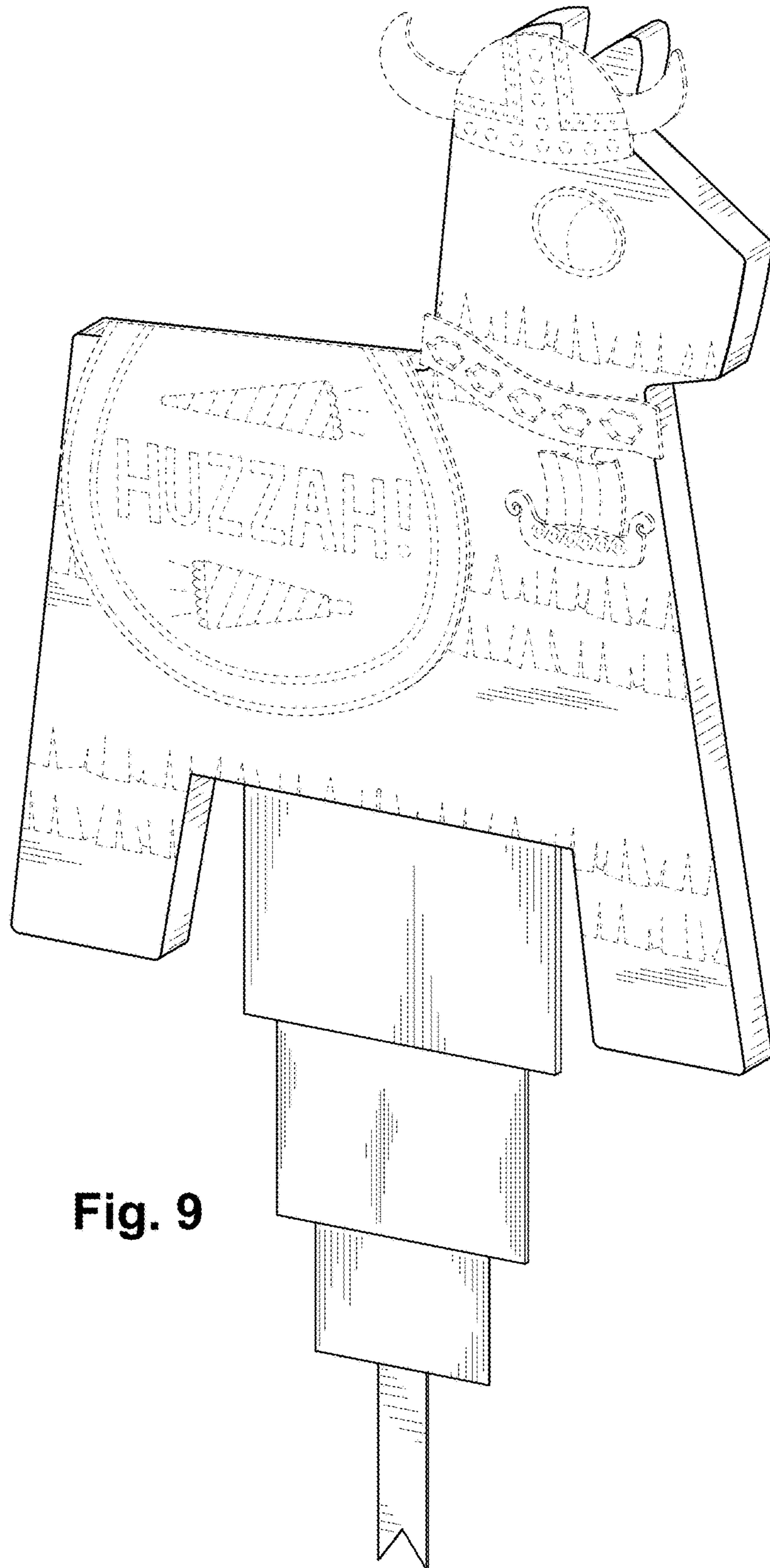


Fig. 9