



US00D813238S

(12) **United States Design Patent** (10) **Patent No.:** **US D813,238 S**
Lee (45) **Date of Patent:** **** Mar. 20, 2018**

(54) **PEN FOR ELECTRONIC DEVICE**
(71) Applicant: **Samsung Electronics Co., Ltd.**,
Suwon-si (KR)
(72) Inventor: **Junyoung Lee**, Seoul (KR)
(73) Assignee: **SAMSUNG ELECTRONICS CO., LTD.**,
Suwon-si (KR)
(**) Term: **15 Years**
(21) Appl. No.: **29/543,889**
(22) Filed: **Oct. 29, 2015**
(51) **LOC (11) Cl.** **14-02**
(52) **U.S. Cl.**
USPC **D14/411**
(58) **Field of Classification Search**
USPC D14/372, 496, 432, 371, 125, 126, 129,
D14/299, 411; D16/300-342; 351/158,
351/153, 144; 345/7-9, 905; 455/344;
348/115, 53, 121, 739
CPC G02B 27/017; G06F 3/016; G06F 3/033;
G06F 3/0317; G06F 3/03545; G06F
3/041; G06K 9/222
See application file for complete search history.

D770,454 S * 11/2016 Lee D14/411
D772,230 S * 11/2016 Lee D14/411
D786,872 S * 5/2017 Akers, Jr. D14/411

* cited by examiner

Primary Examiner — Austin Murphy
(74) *Attorney, Agent, or Firm* — McAndrews Held &
Malloy, Ltd.

(57) **CLAIM**

The ornamental design for a pen for electronic device, as shown and described.

DESCRIPTION

FIG. 1 is a bottom perspective view of a pen for electronic device showing our new design;
FIG. 2 is a front elevation view thereof;
FIG. 3 is a rear elevation view thereof;
FIG. 4 is a left-side elevation view thereof;
FIG. 5 is a right-side elevation view thereof;
FIG. 6 is a top plan view thereof;
FIG. 7 is a bottom plan view thereof;
FIG. 8 is an enlarged bottom perspective view of the portion encircled in FIG. 1; and,
FIG. 9 is an enlarged left-side elevation view of the portion encircled in FIG. 4.
Views of the pen not shown form no part of the claimed design.
The dashed broken lines in the figures illustrate environment and form no part of the claimed design.
The dot-dash broken lines in the figures represent a boundary line that forms no part of the claimed design.
The dot-dot-dash broken lines delineate portions of the claimed design that are illustrated in an enlarged views, and form no part of the claimed design.

(56) **References Cited**
U.S. PATENT DOCUMENTS
D633,500 S * 3/2011 Bouniol D14/411
D634,325 S * 3/2011 Naulapaa D14/411
D638,840 S * 5/2011 Kamata D14/411
D668,655 S * 10/2012 Li D14/411
D681,037 S * 4/2013 Hashi D14/411
D717,302 S * 11/2014 DeSerio D14/411
D717,798 S * 11/2014 Groene D14/411
D722,600 S * 2/2015 Dowd D14/411

1 Claim, 6 Drawing Sheets

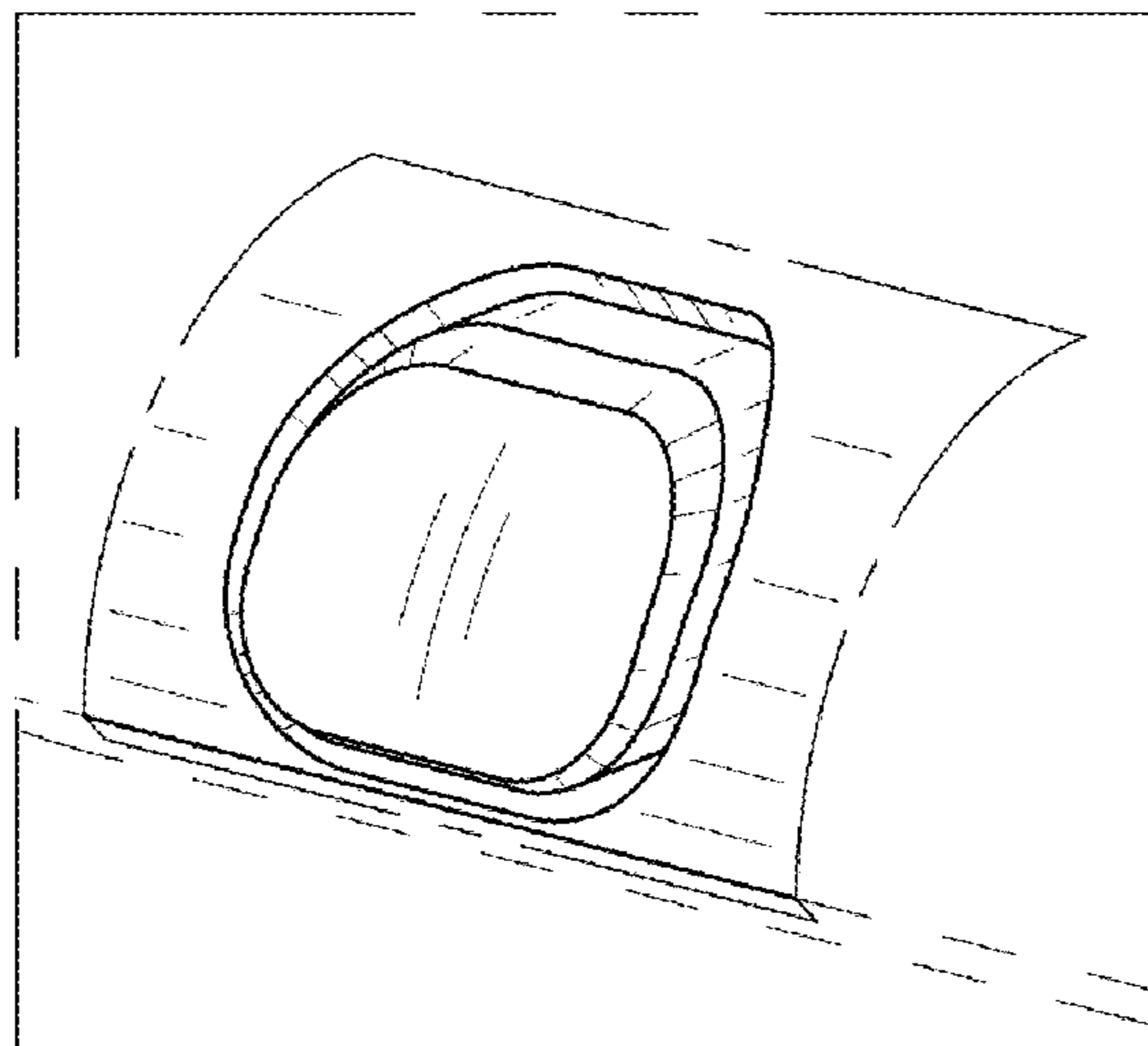


FIG. 1

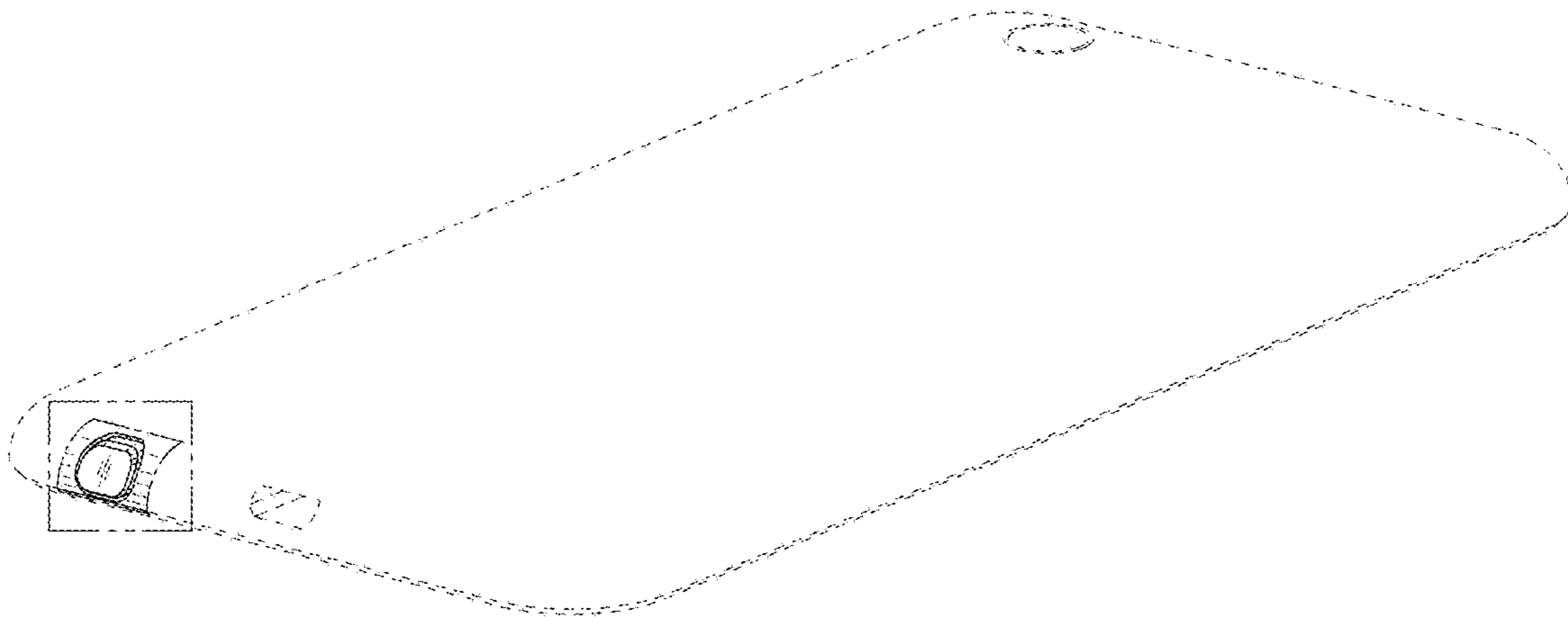


FIG. 2



FIG. 3



FIG. 4




FIG. 5




FIG. 6



FIG. 7



FIG. 8

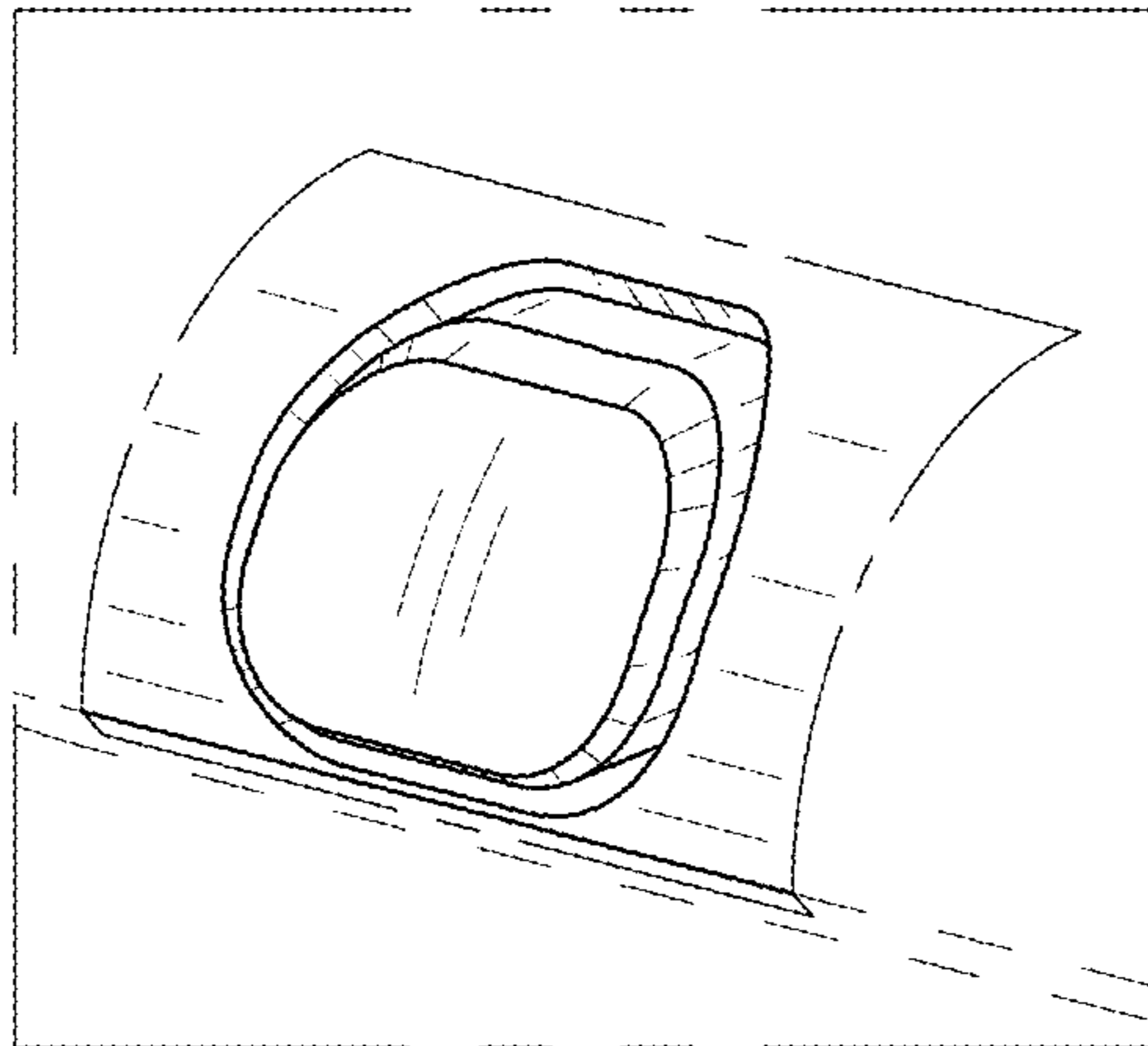


FIG. 9

