



US00D813207S

(12) **United States Design Patent**
Shultz et al.

(10) **Patent No.:** **US D813,207 S**
(45) **Date of Patent:** **** Mar. 20, 2018**

(54) **MICROPHONE**

(71) Applicant: **Marshall Electronics, Inc.**, Torrance, CA (US)

(72) Inventors: **Leonard Marshall Shultz**, Torrance, CA (US); **Steven Silva**, Los Angeles, CA (US)

(73) Assignee: **MARSHALL ELECTRONICS, INC.**, Torrance, CA (US)

(**) Term: **15 Years**

(21) Appl. No.: **29/578,662**

(22) Filed: **Sep. 23, 2016**

(51) **LOC (11) Cl.** **14-01**

(52) **U.S. Cl.**
USPC **D14/225**

(58) **Field of Classification Search**
USPC D14/154, 157-159, 168, 185-186, 188, D14/221-222, 224-229, 242-243, 259, D14/299, 500, 501, 507; D26/37
CPC H04R 1/326; H04R 1/406; H04R 1/083; H04R 1/222; H04R 1/1041; H04R 17/02; H04R 29/004; H04R 29/005; H04R 19/04; H04R 2420/07; H04R 2410/00; H04R 2410/01

See application file for complete search history.

(56) **References Cited**

U.S. PATENT DOCUMENTS

D344,511 S *	2/1994	Ansai	D14/137
D355,656 S *	2/1995	Coppersmith	D14/217
D420,665 S *	2/2000	Rosenberg	D14/188
D424,563 S *	5/2000	Schmeichel	D14/188
6,441,292 B1	8/2002	Donnell		
6,627,808 B1	9/2003	Coats et al.		
D483,352 S *	12/2003	Witczak	D14/225
6,682,043 B1 *	1/2004	Hsieh	H04R 1/083 248/618
7,015,390 B1	3/2006	Rogers		

7,271,332 B2	9/2007	Clark		
8,035,025 B1	10/2011	Donnell		
8,748,724 B1	6/2014	Harmon		
8,884,150 B2	11/2014	Swanson		
8,940,993 B1	1/2015	Micek		
9,584,775 B2 *	2/2017	Siminoff	H04M 11/025
D801,843 S *	11/2017	Siminoff	D10/118.1

OTHER PUBLICATIONS

MXL DX-2 Dual Capsule Variable Dynamic Instrument Microphone, posted at Amazon.com, posted on Nov. 23, 2016, site visited Dec. 17, 2017, <<https://www.amazon.com/MXL-Capsule-Variable-Instrument-Microphone/dp/B01MQNT4QH>>.*
MXL DX-2® Dual Capsule Variable Dynamic Instrument Microphone, posted at Youtube.com, posted on Sep. 20, 2016, site visited Dec. 17, 2017, <<https://www.youtube.com/watch?v=AfZf2Q9j84s&feature=youtu.be>>.*

* cited by examiner

Primary Examiner — Barbara Fox
Assistant Examiner — Messina L Smith
(74) *Attorney, Agent, or Firm* — Welsh Flaxman & Gitler LLC

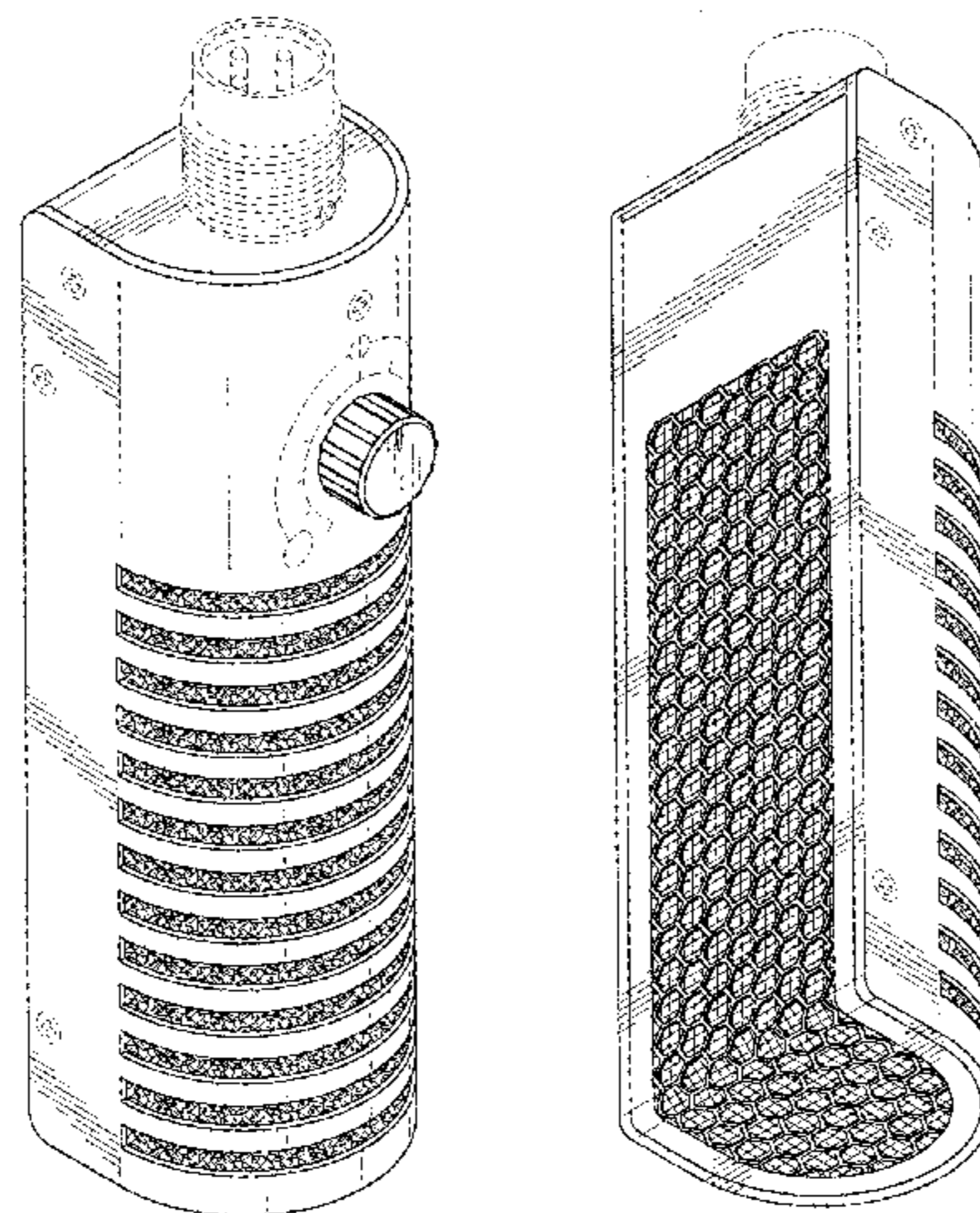
(57) **CLAIM**

The ornamental design for a microphone, as shown and described.

DESCRIPTION

FIG. 1 is a front perspective view of a microphone; FIG. 2 is a rear perspective view of the microphone; FIG. 3 is a front view of the microphone; FIG. 4 is a rear view of the microphone; FIG. 5 is a left side view of the microphone; FIG. 6 is a right side view of the microphone; FIG. 7 is a top plan view of the microphone; and, FIG. 8 is a bottom plan view of the microphone. Portions of the drawings shown in broken lines form no part of the claimed design.

1 Claim, 4 Drawing Sheets



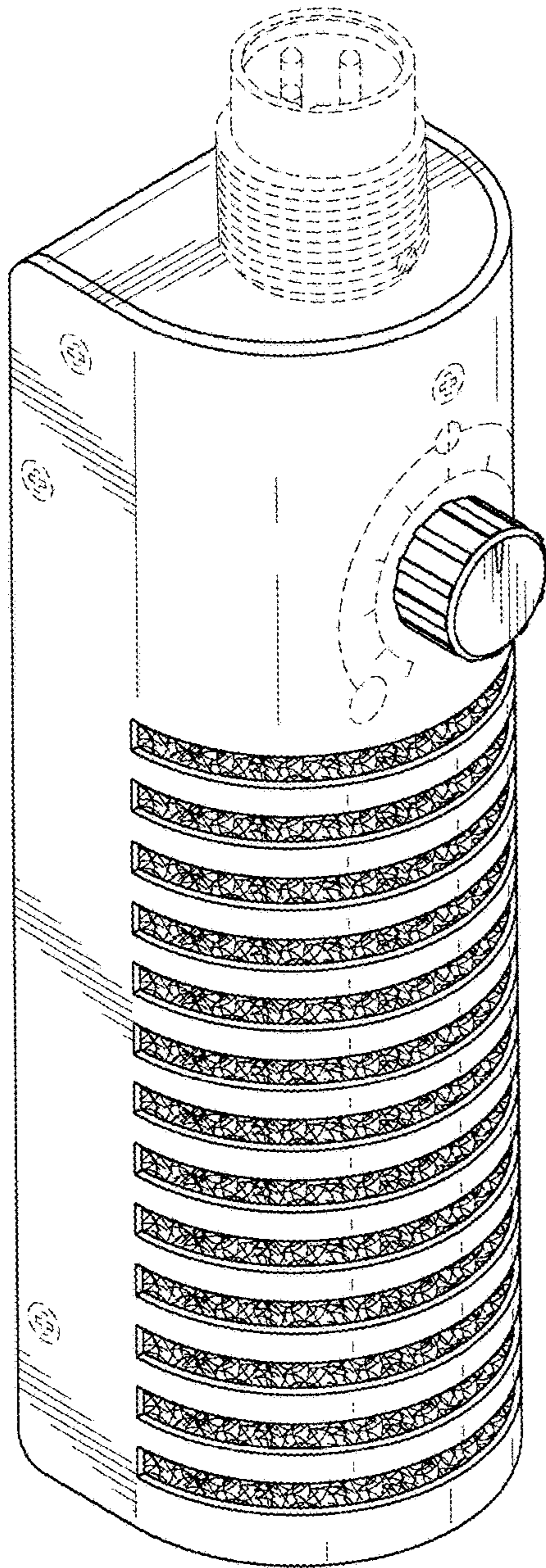


FIG. 1

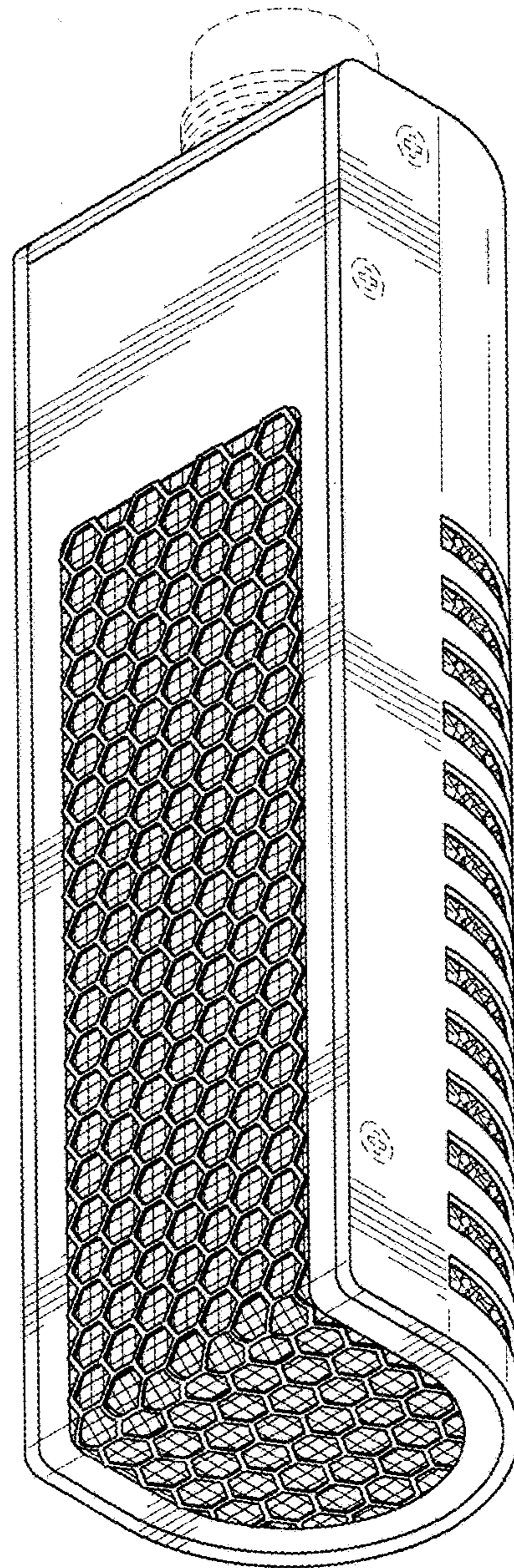


FIG. 2

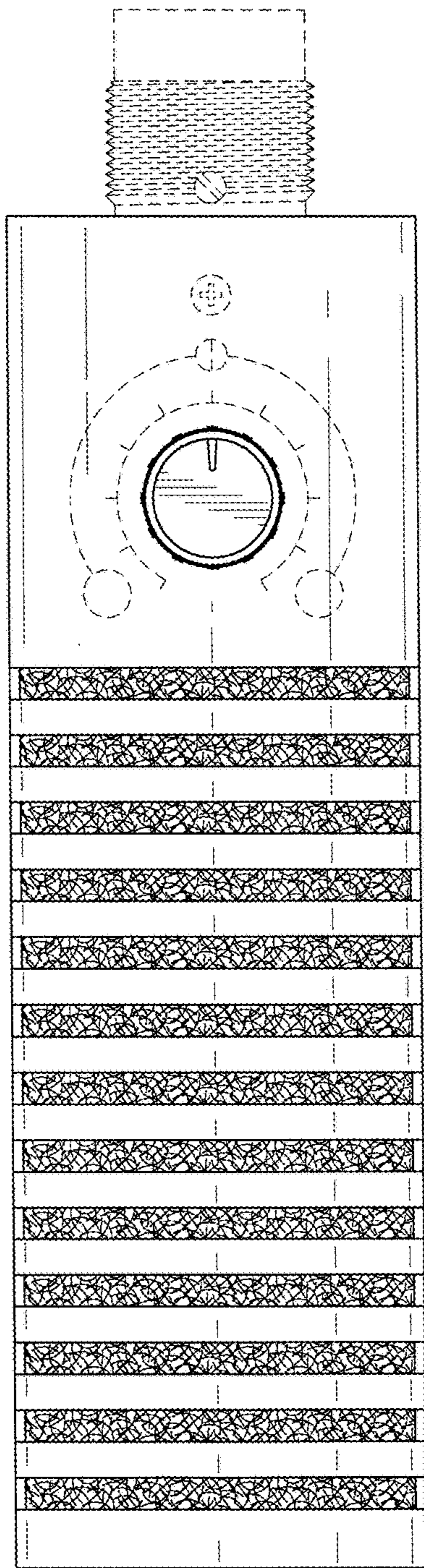


FIG. 3

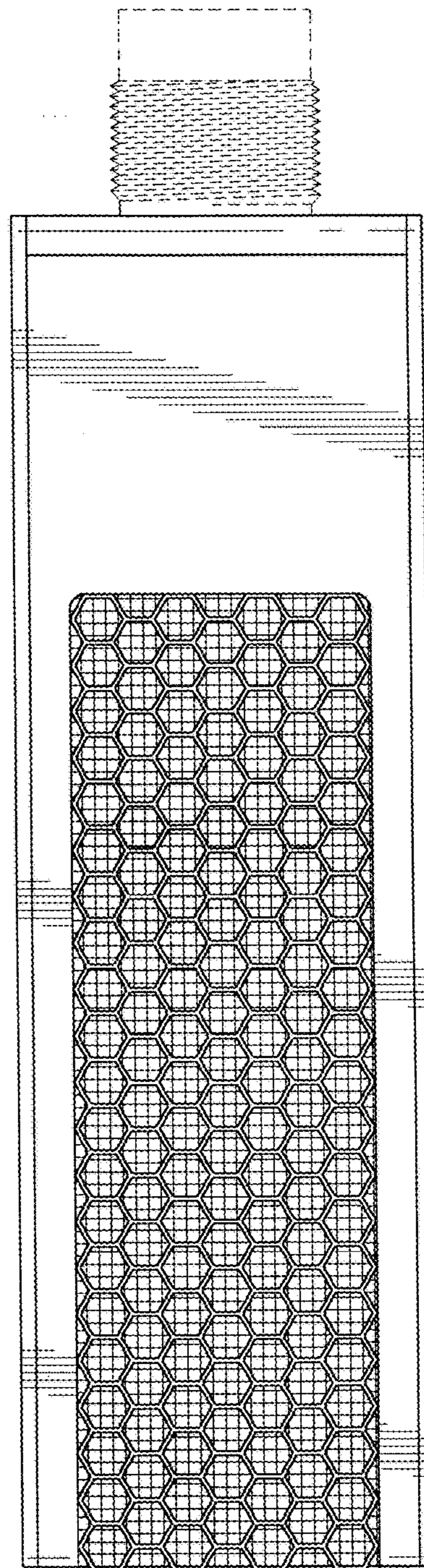


FIG. 4

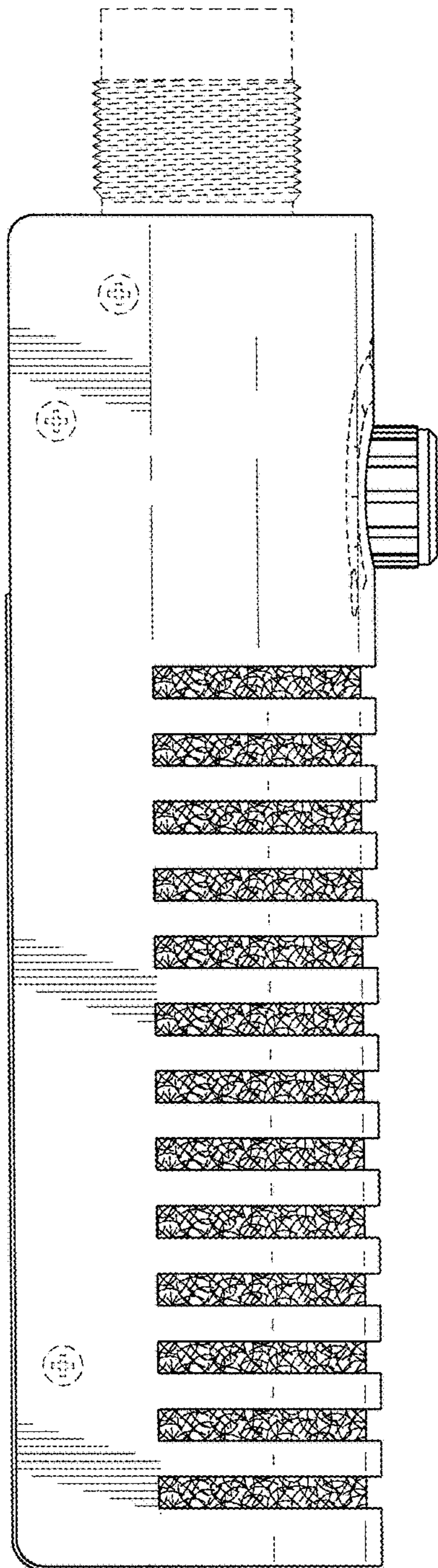


FIG. 5

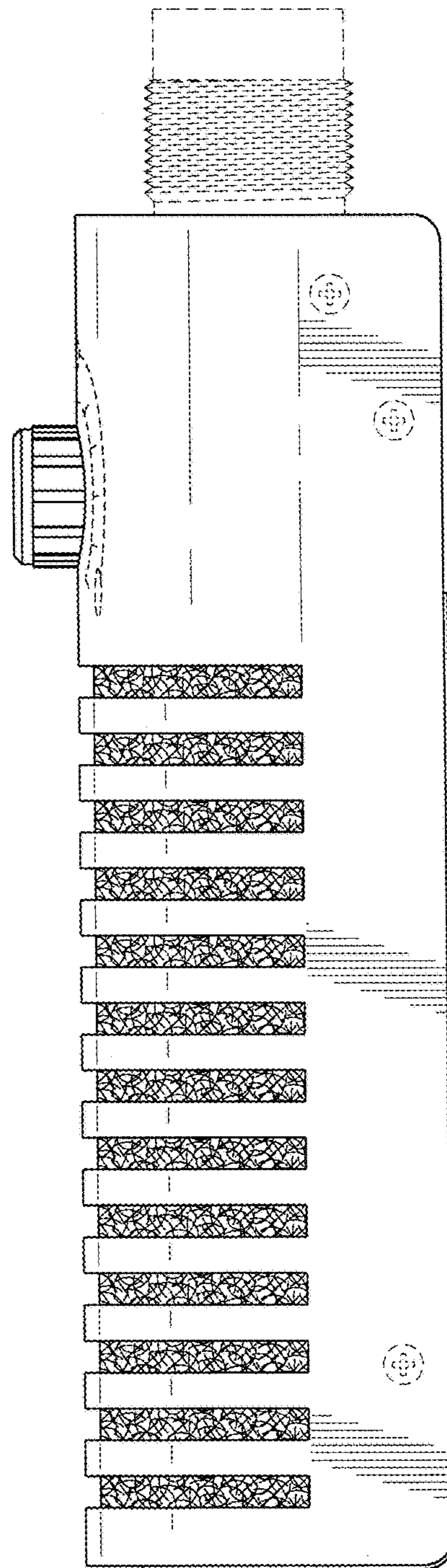


FIG. 6

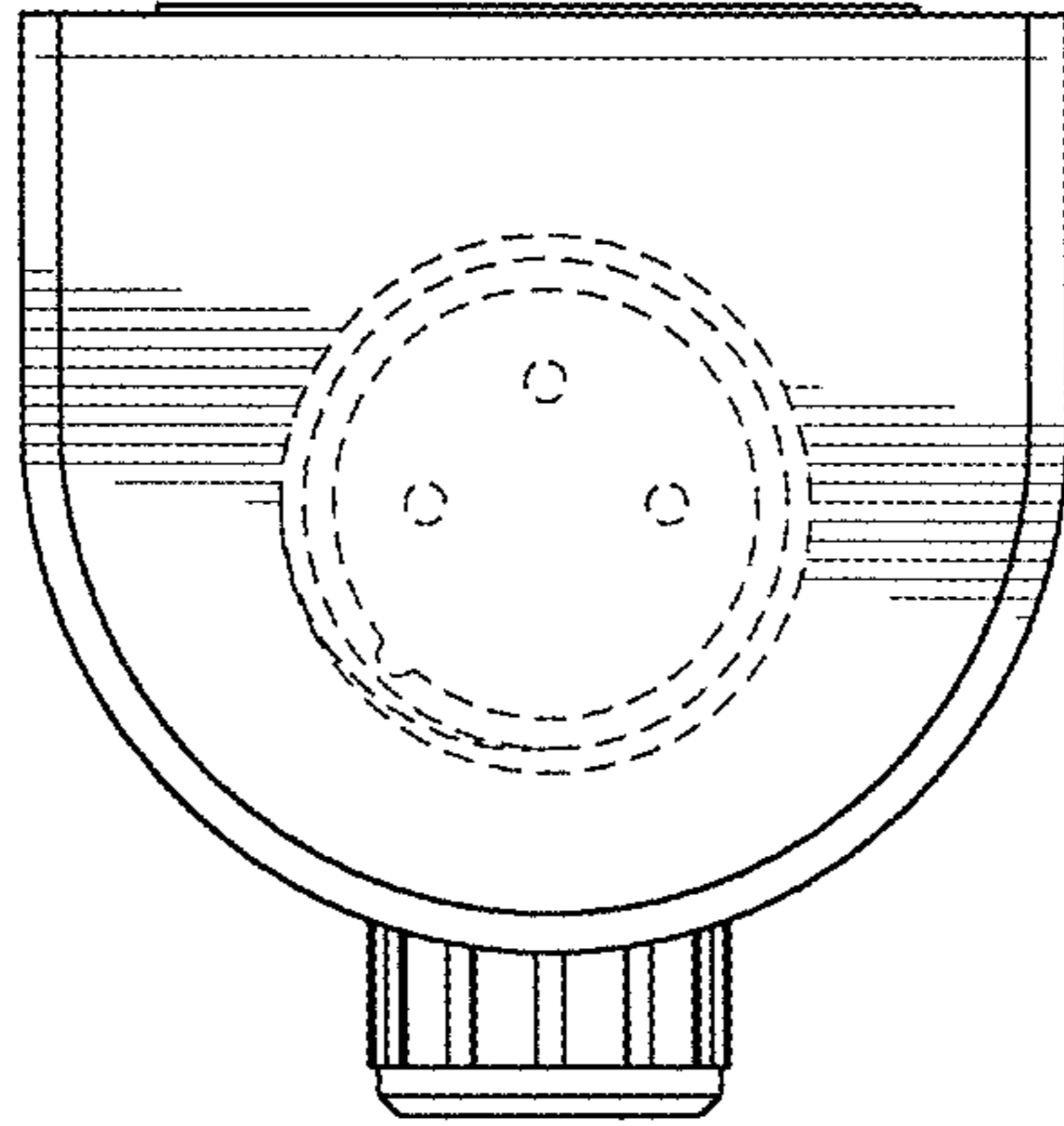


FIG. 7

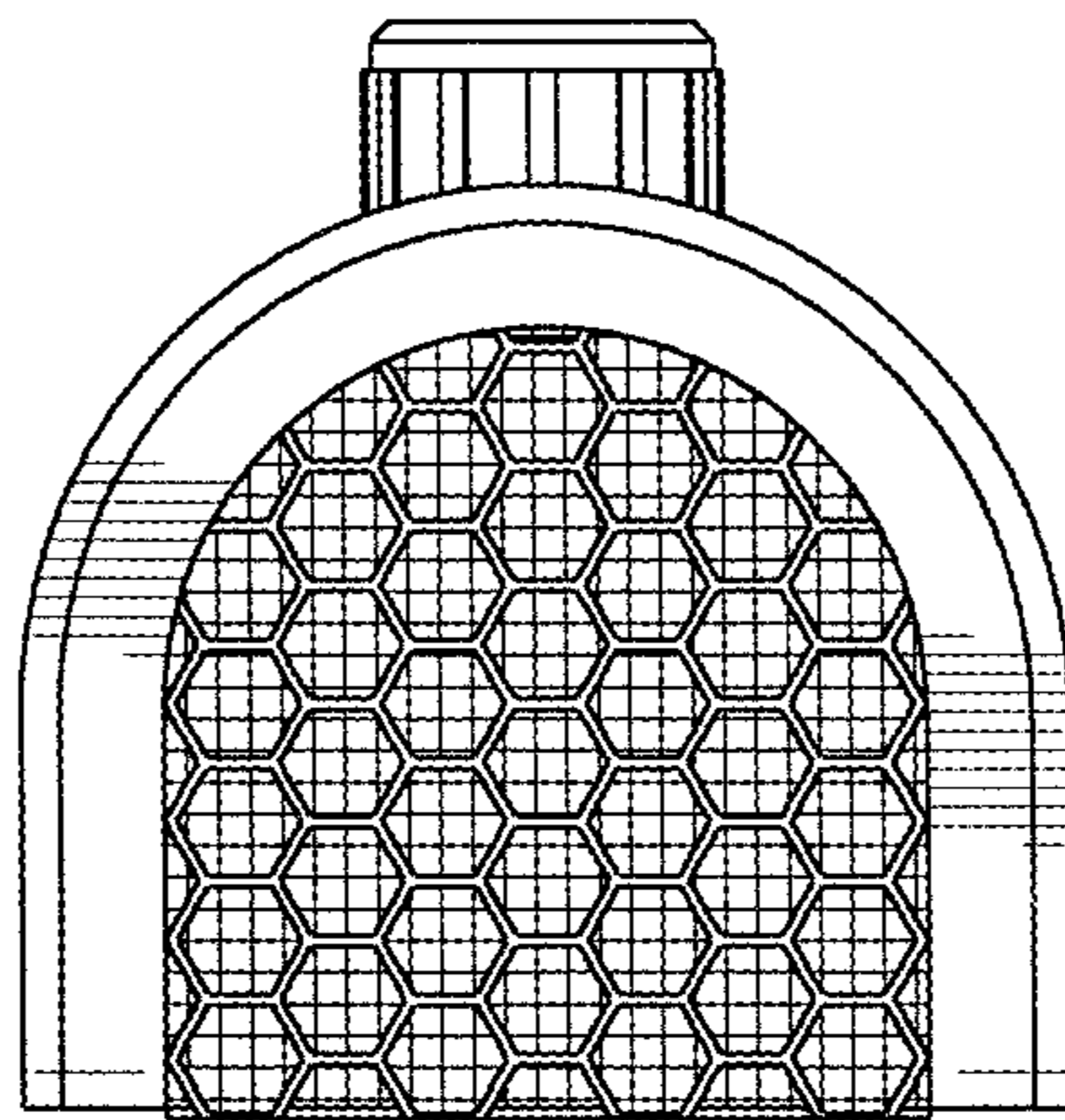


FIG. 8