



US00D813187S

(12) **United States Design Patent**  
**Martinez Sanchez et al.**

(10) **Patent No.:** **US D813,187 S**  
(45) **Date of Patent:** **\*\* Mar. 20, 2018**

(54) **TELECOMMUNICATION TERMINAL CABINET**

(71) Applicant: **Corning Optical Communications LLC, Hickory, NC (US)**

(72) Inventors: **Jose Martinez Sanchez, Tamaulipas (MX); Karyne Poissant Prevratil, Forth Worth, TX (US); David Kimondo Waruiru, Fort Worth, TX (US)**

(73) Assignee: **Corning Optical Communications LLC, Hickory, NC (US)**

(\*\*) Term: **15 Years**

(21) Appl. No.: **29/562,920**

(22) Filed: **Apr. 29, 2016**

(51) **LOC (11) Cl.** ..... **14-03**

(52) **U.S. Cl.**  
USPC ..... **D14/140.2; D13/184**

(58) **Field of Classification Search**  
USPC ..... D14/140, 140.1, 140.2, 140.3, 140.4, D14/140.5, 140.6, 240, 242, 243, 299, D14/496, 308, 311, 356, 358, 444, 217, D14/432; D13/123, 152, 184, 199, 101, D13/110, 111, 112, 114, 160; D10/46, D10/75, 103, 104.1, 121; D6/663, 664, D6/668, 668.1  
CPC ..... H04Q 1/00; H04Q 1/025; H04Q 1/026; H04Q 1/06; H04Q 1/08; H04Q 1/10; H04Q 1/021; H05K 5/00; H05K 7/00; H05K 7/1488; H05K 7/20563; H05K 7/20581; H05K 9/0062; G02B 6/4441; G02B 6/4446; G02B 6/4448; G02B 6/445; G02B 6/4452  
See application file for complete search history.

(56) **References Cited**

**U.S. PATENT DOCUMENTS**

D312,244 S \* 11/1990 Collins ..... D13/152  
5,001,602 A \* 3/1991 Suffi ..... H04Q 1/028  
361/724

5,363,440 A \* 11/1994 Daoud ..... H04Q 1/028  
379/412  
D385,850 S 11/1997 DiMichele  
5,823,646 A \* 10/1998 Arizpe ..... E06B 5/006  
292/146  
D402,663 S \* 12/1998 Fechner ..... D14/140.6  
D408,015 S \* 4/1999 Faucher ..... D13/152  
6,111,195 A \* 8/2000 Hand ..... A47B 47/02  
174/495

(Continued)

*Primary Examiner* — Susan Bennett Hattan  
*Assistant Examiner* — Marie D. Fast Horse  
(74) *Attorney, Agent, or Firm* — Robert L. Branham

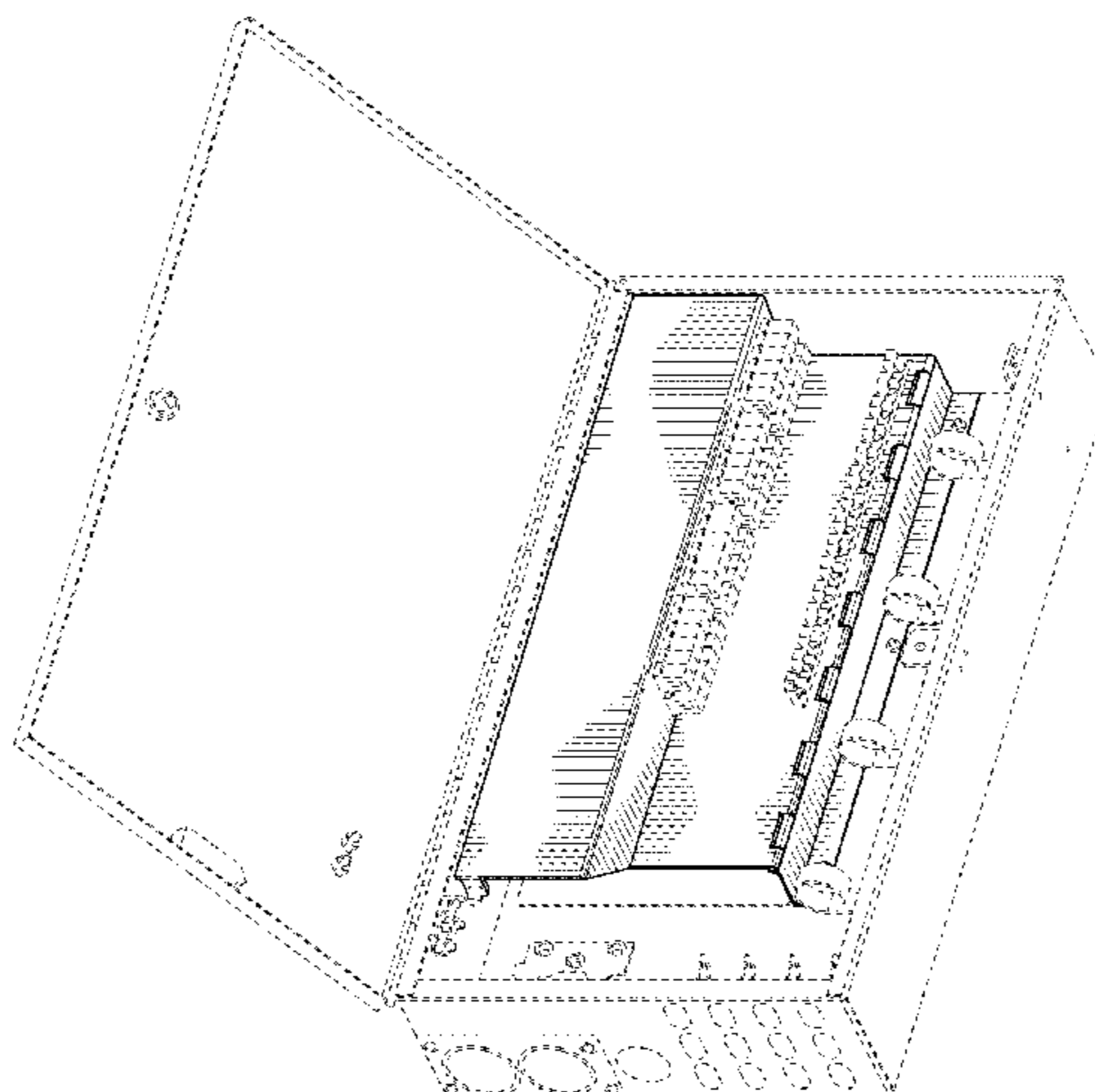
(57) **CLAIM**

We claim the ornamental design for a telecommunication terminal cabinet, as shown and described.

**DESCRIPTION**

FIG. 1 is a front bottom right perspective view of the design seen in FIG. 8, shown in an alternate position with an exterior door open and an interior door closed;  
FIG. 2 is a front top left perspective view thereof;  
FIG. 3 is a front view thereof; and  
FIG. 4 is a cross section view thereof.  
FIG. 5 is a front bottom right perspective view of the design seen in FIG. 8, shown in an alternate position with the exterior door open and the interior door open;  
FIG. 6 is a front top left perspective view thereof; and  
FIG. 7 is a front view thereof; and  
FIG. 8 is a front bottom right perspective of the telecommunication terminal cabinet shown in a position for use with the exterior door closed.  
The dashed lines in the Figures depict parts of the telecommunication terminal cabinet that form no part of the claimed design.

**1 Claim, 8 Drawing Sheets**



(56)

References Cited

U.S. PATENT DOCUMENTS

D437,313 S 2/2001 Chen et al.  
 D463,412 S 9/2002 Bloemen  
 6,460,951 B1\* 10/2002 Baxter ..... H04Q 1/10  
 174/50  
 6,483,977 B2 11/2002 Battey et al.  
 6,621,975 B2 9/2003 Laporte et al.  
 6,654,536 B2 11/2003 Battey et al.  
 6,766,094 B2 7/2004 Smith et al.  
 6,798,967 B2 9/2004 Battey et al.  
 D507,241 S 7/2005 Koessler  
 6,953,890 B2 10/2005 Koessler  
 D532,380 S 11/2006 Castaldo et al.  
 D533,510 S 12/2006 Guercio  
 7,233,731 B2\* 6/2007 Solheid ..... G02B 6/3849  
 385/135  
 D569,754 S 5/2008 Kume  
 7,423,215 B2\* 9/2008 Cardenas ..... H02G 3/121  
 174/480  
 7,431,594 B2 10/2008 Castaldo et al.  
 7,496,269 B1\* 2/2009 Lee ..... G02B 6/4452  
 385/134  
 D598,024 S \* 8/2009 Scott ..... D14/432  
 7,751,672 B2\* 7/2010 Smith ..... G02B 6/4452  
 385/134

D673,956 S \* 1/2013 Yokoyama ..... D14/432  
 D702,198 S \* 4/2014 Gretz ..... D13/152  
 D709,043 S \* 7/2014 Isaacks ..... D13/184  
 D711,365 S \* 8/2014 Miles ..... D14/253  
 D711,388 S \* 8/2014 Wang ..... D14/444  
 D743,402 S \* 11/2015 Ehara ..... D14/432  
 D743,403 S \* 11/2015 Ehara ..... D14/432  
 9,270,098 B2\* 2/2016 Isaacks ..... H02G 3/086  
 D762,217 S \* 7/2016 Michaud ..... D14/432  
 9,444,190 B2\* 9/2016 Duran ..... H01R 4/2404  
 2007/0272440 A1\* 11/2007 Grunwald ..... G02B 6/4448  
 174/520  
 2008/0219633 A1\* 9/2008 Smith ..... G02B 6/4452  
 385/135  
 2010/0247053 A1\* 9/2010 Cowen ..... G02B 6/4459  
 385/135  
 2011/0019366 A1\* 1/2011 Xu ..... H04Q 1/021  
 361/724  
 2012/0308189 A1\* 12/2012 Kimbrell ..... G02B 6/4471  
 385/135  
 2015/0346449 A1\* 12/2015 Clatanoff ..... G02B 6/3801  
 385/135  
 2016/0077296 A1\* 3/2016 Kowalczyk ..... G02B 6/4446  
 385/135  
 2016/0091682 A1\* 3/2016 Wakileh ..... G02B 6/445  
 385/135

\* cited by examiner

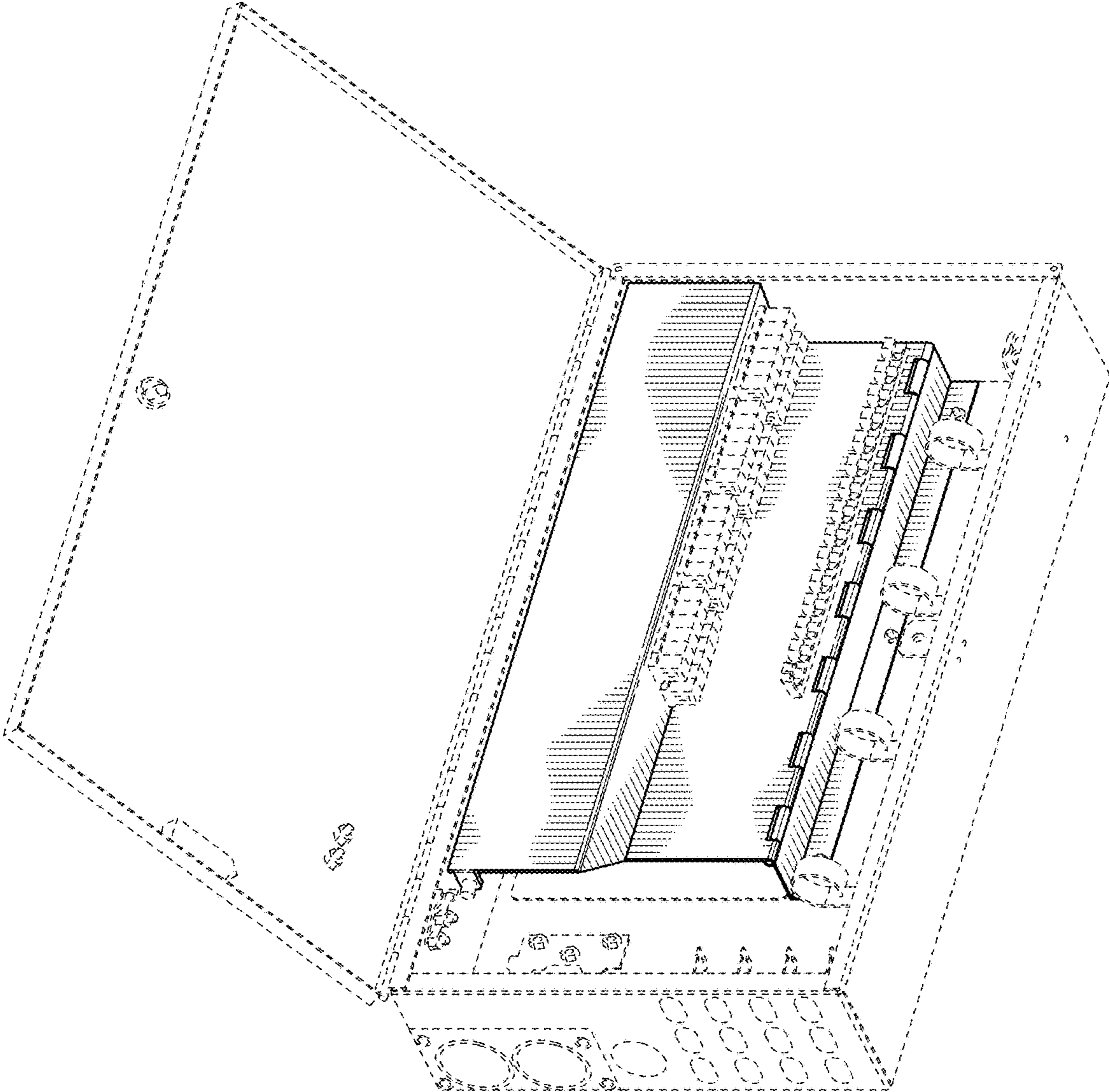


FIG. 1



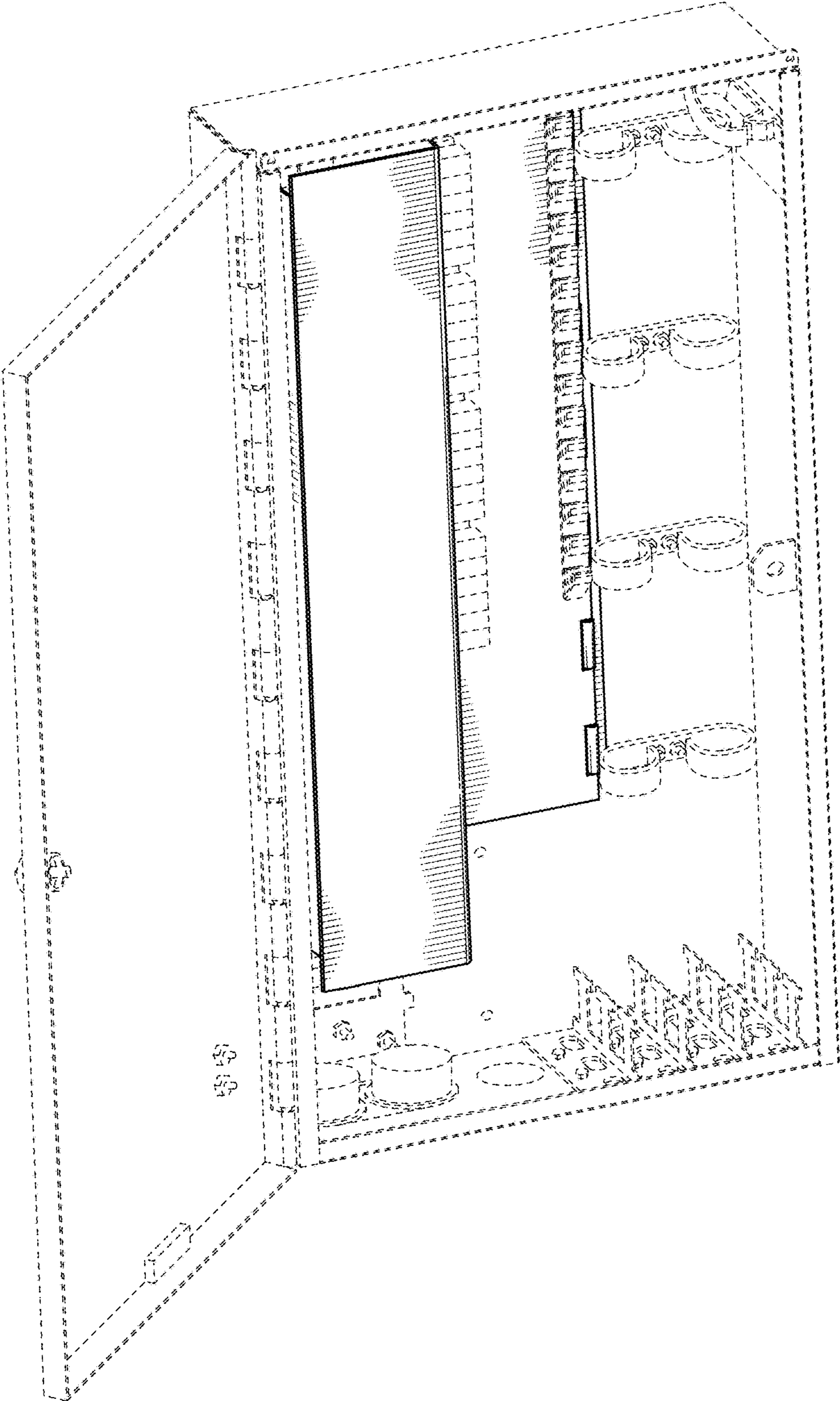


FIG. 2

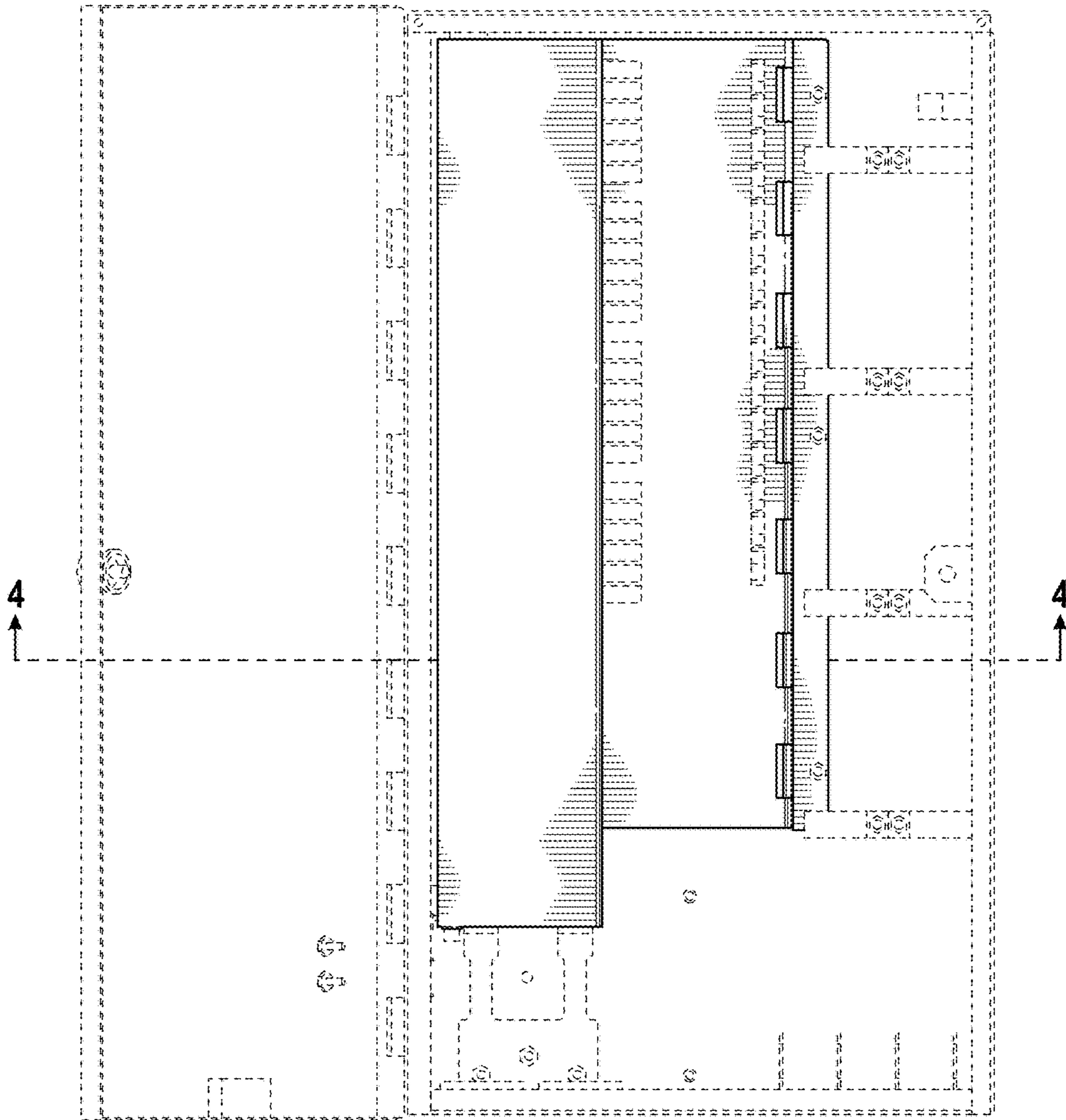


FIG. 3

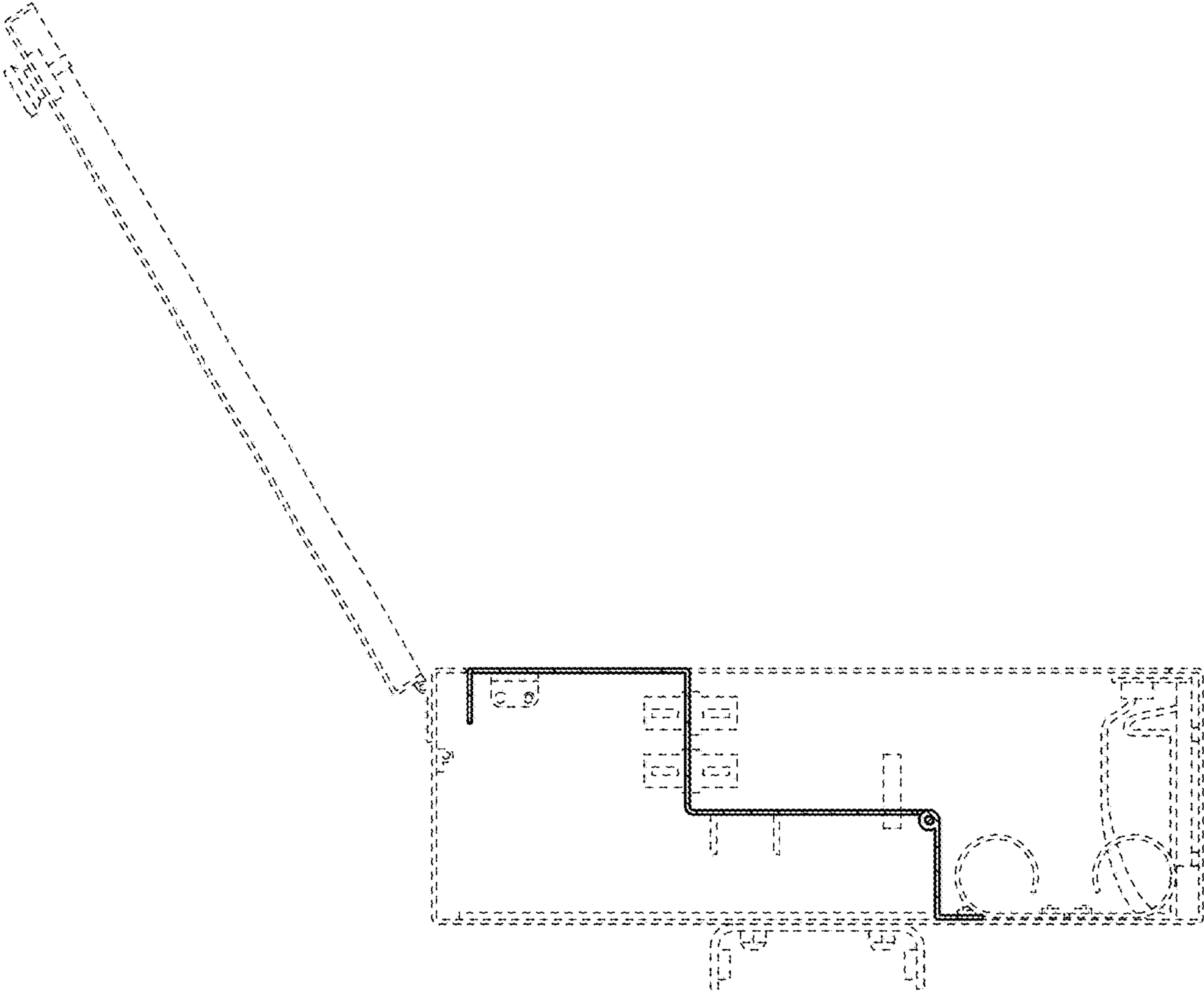


FIG. 4

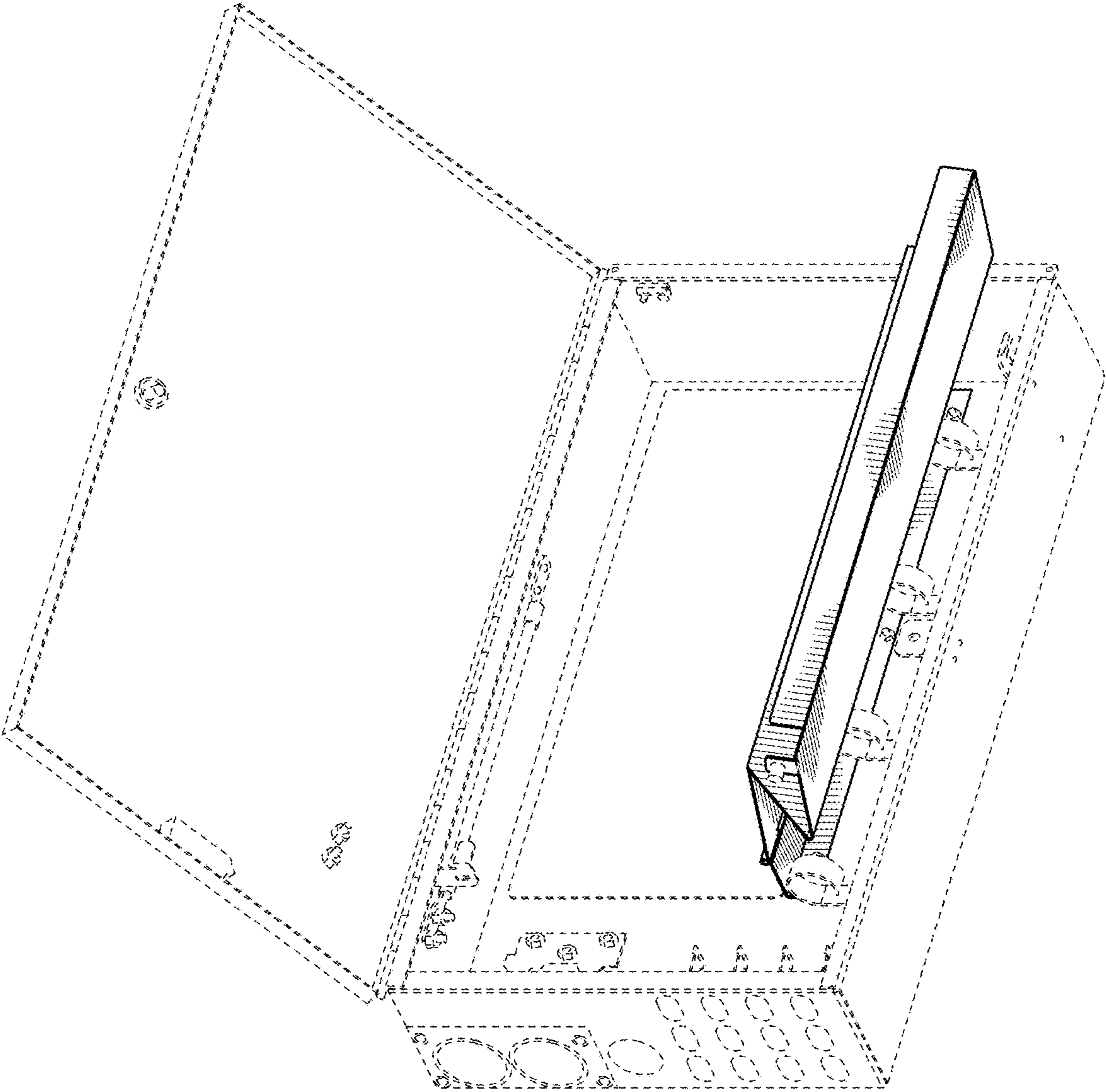


FIG. 5



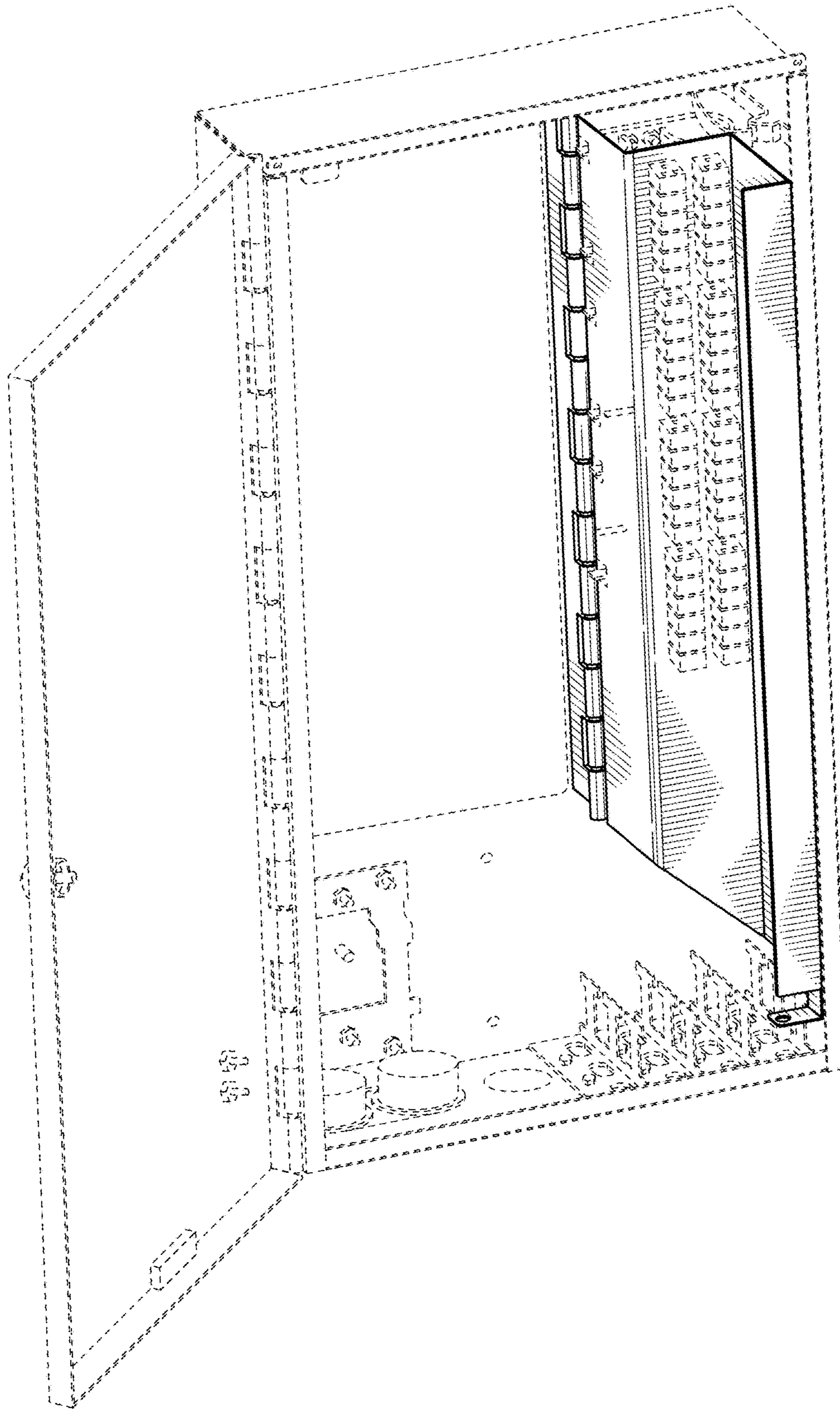


FIG. 6



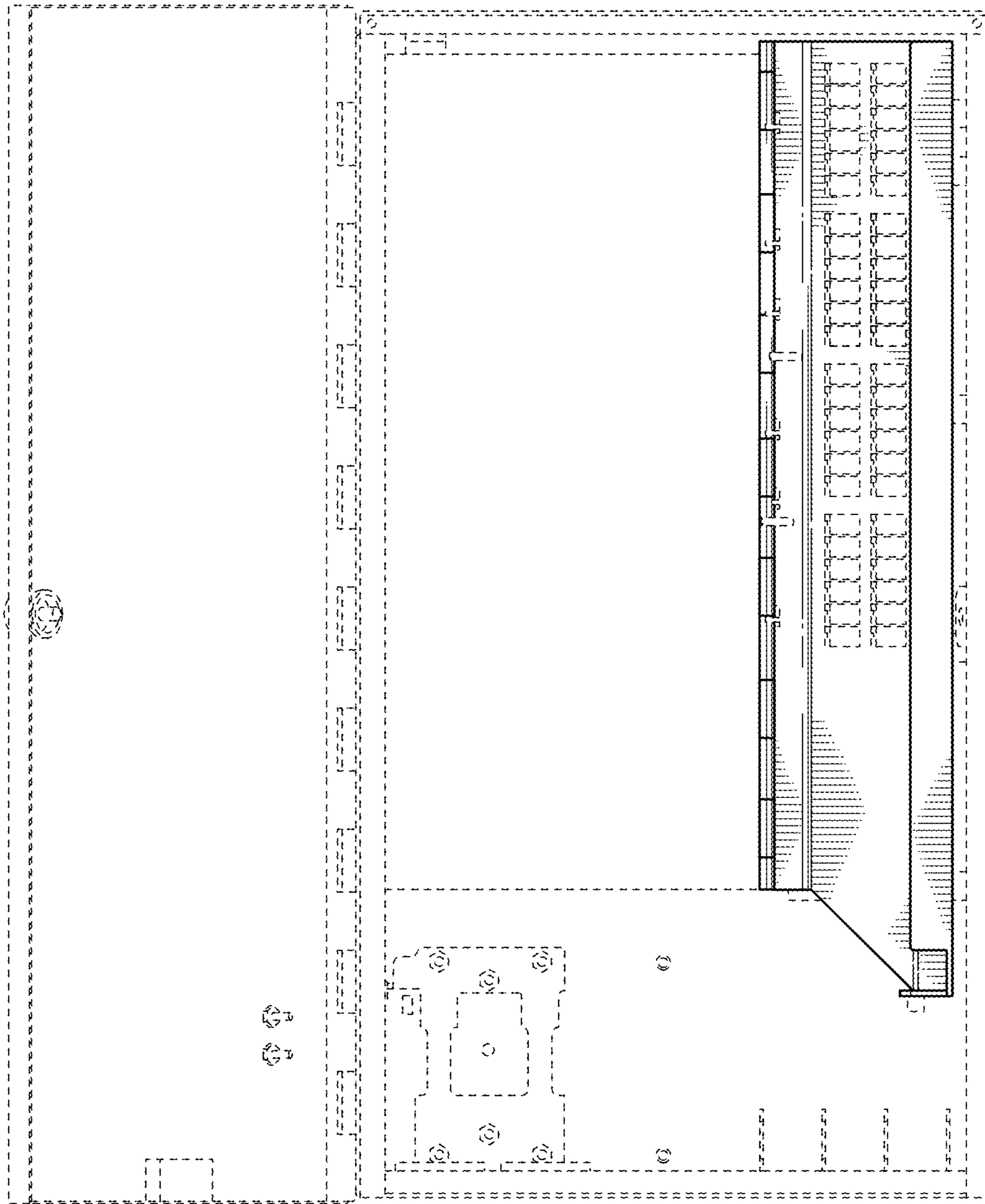


FIG. 7

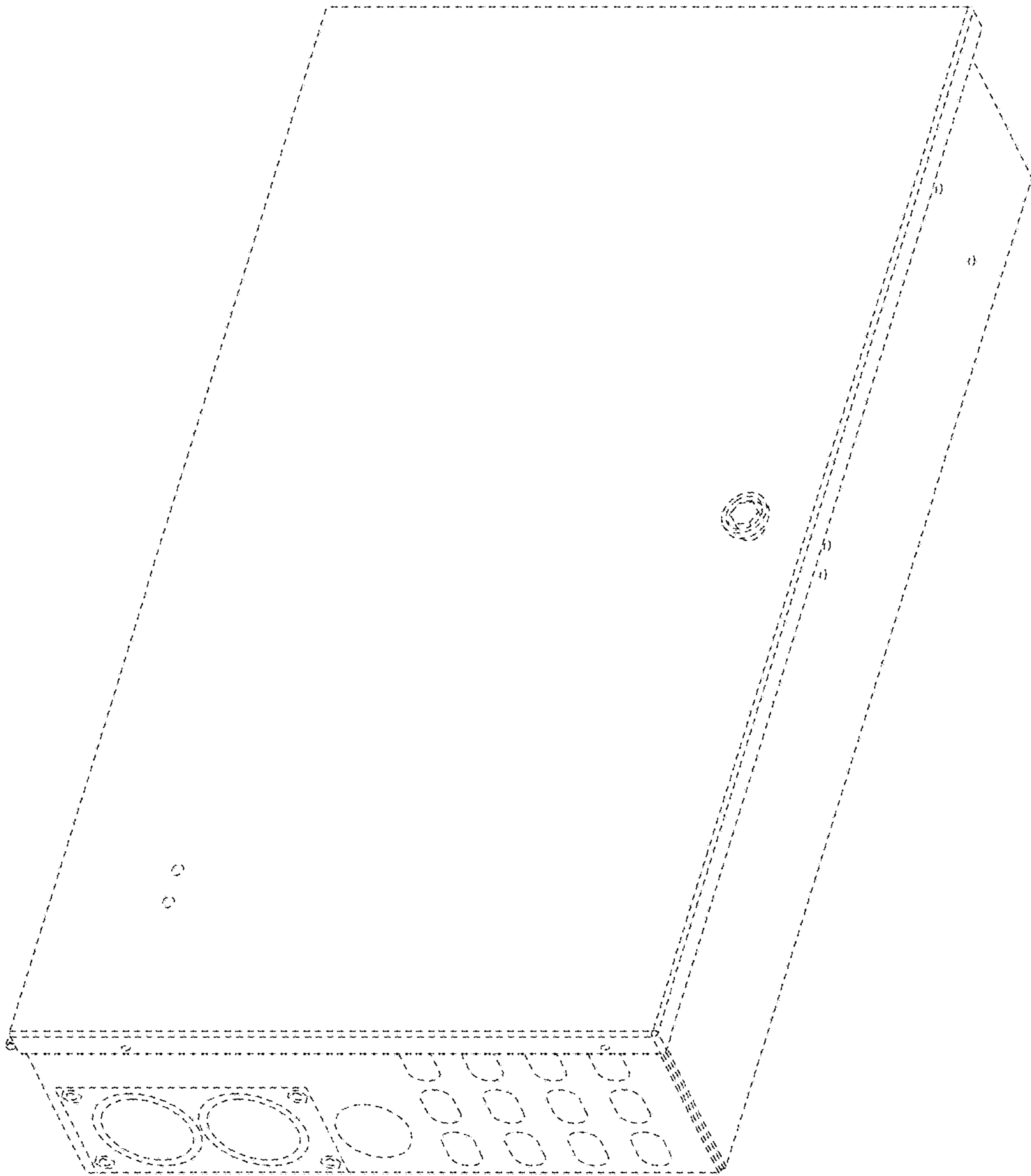


FIG. 8

UNITED STATES PATENT AND TRADEMARK OFFICE  
**CERTIFICATE OF CORRECTION**

PATENT NO. : D813,187 S  
APPLICATION NO. : 29/562920  
DATED : March 20, 2018  
INVENTOR(S) : Martinez Sanchez et al.

Page 1 of 1

It is certified that error appears in the above-identified patent and that said Letters Patent is hereby corrected as shown below:

On the Title Page

In Column 1, item (72), Inventors, Line 3, delete "Forth Worth," and insert -- Fort Worth, --, therefor.

Signed and Sealed this  
Second Day of August, 2022  
*Katherine Kelly Vidal*

Katherine Kelly Vidal  
*Director of the United States Patent and Trademark Office*