



US00D813158S

(12) **United States Design Patent**
Huang

(10) **Patent No.:** **US D813,158 S**
(45) **Date of Patent:** **** Mar. 20, 2018**

(54) **POWER BANK**

(71) Applicant: **Hongping Huang**, Hunan (CN)

(72) Inventor: **Hongping Huang**, Hunan (CN)

(**) Term: **15 Years**

(21) Appl. No.: **29/565,389**

(22) Filed: **May 20, 2016**

(51) **LOC (11) Cl.** **13-02**

(52) **U.S. Cl.**
USPC **D13/108**

(58) **Field of Classification Search**
USPC D13/102–110, 118–119, 184, 199;
D14/251, 253, 432, 434; D3/247, 249
CPC Y02E 60/12; Y02T 90/14; Y02T 90/122;
Y02T 90/128; Y02T 90/163; H02J 7/025;
H02J 7/0042; H02J 7/0044; H02J 7/0045;
H02J 7/0003; H01F 38/14; H01R
13/6675; H01M 2/1022; H01M 2/1055;
H01M 10/44; H01M 10/46; H01M
10/425; B60L 11/182
See application file for complete search history.

(56) **References Cited**

U.S. PATENT DOCUMENTS

- D426,703 S * 6/2000 Kojoori D3/247
- D434,899 S * 12/2000 Kojoori A45C 1/06
- D435,340 S * 12/2000 Kojoori D3/247
- D436,724 S * 1/2001 Kojoori D3/249
- D595,221 S * 6/2009 Schussler D13/103

- D647,697 S * 11/2011 Littleton D3/249
- D662,050 S * 6/2012 Tien D13/108
- D672,309 S * 12/2012 Tien D13/108
- D672,952 S * 12/2012 Yang D3/247
- D723,798 S * 3/2015 Sha D3/247
- D760,647 S * 7/2016 Chen D13/103
- D772,807 S * 11/2016 Chen D13/103
- 2017/0086547 A1 * 3/2017 Richards A45C 1/06

* cited by examiner

Primary Examiner — Rosemary K Tarcza

Assistant Examiner — Alison M Ofstun

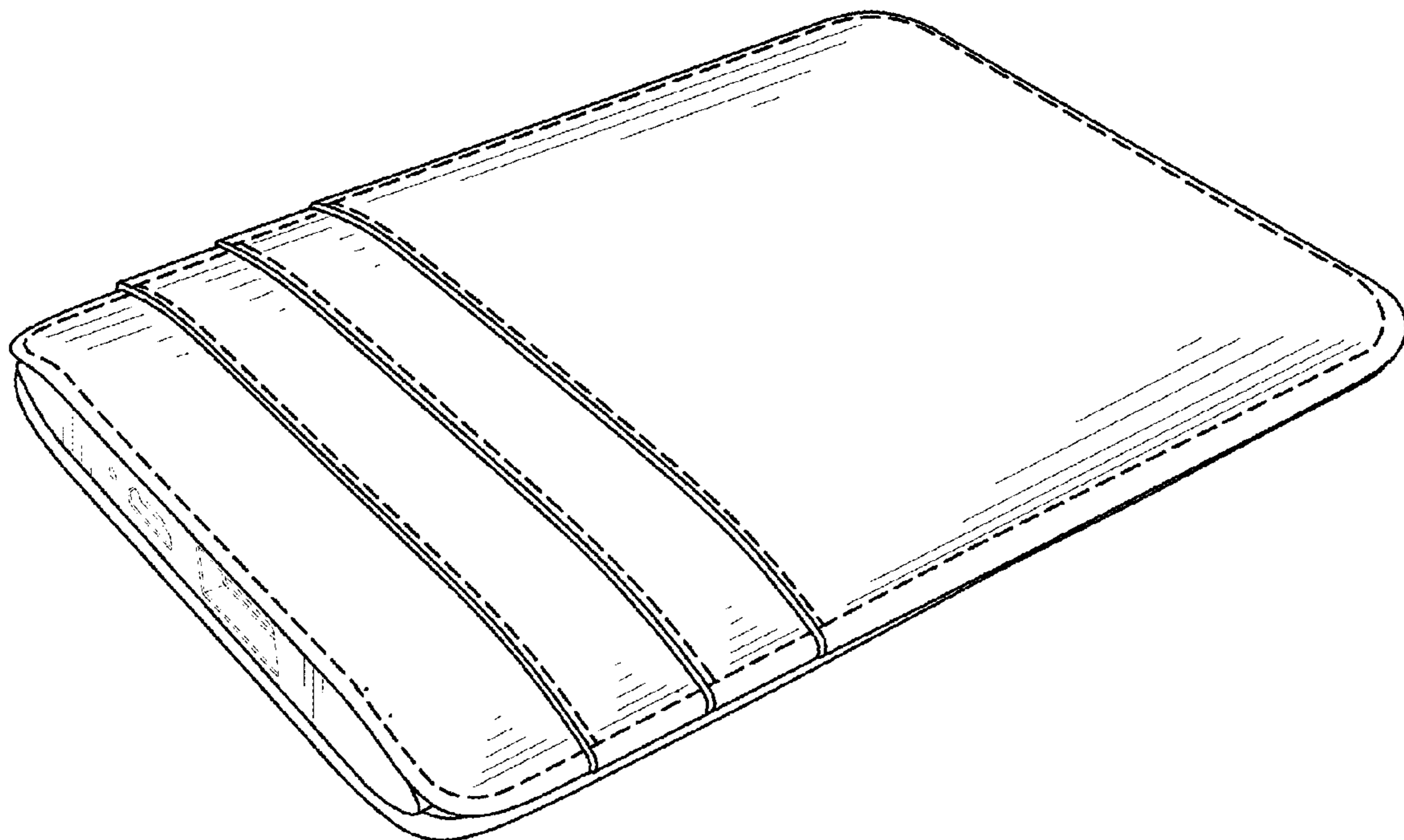
(57) **CLAIM**

The ornamental design for a “power bank,” as shown and described.

DESCRIPTION

FIG. 1 is a front, top and right side perspective view of a power bank showing my new design;
 FIG. 2 is another perspective view of a power bank showing my new design;
 FIG. 3 is a front elevational view thereof;
 FIG. 4 is a rear elevational view thereof;
 FIG. 5 is a left side elevational view thereof;
 FIG. 6 is a right side elevational view thereof;
 FIG. 7 is a top plan view thereof; and,
 FIG. 8 is a bottom plan view thereof.
 The broken lines shown in the figures on the top and bottom surfaces of the power bank are used to illustrate stitching and are part of the claimed design.
 The broken lines shown in the figures on the front surfaces represent portions of the article which form no part of the claimed design.

1 Claim, 8 Drawing Sheets



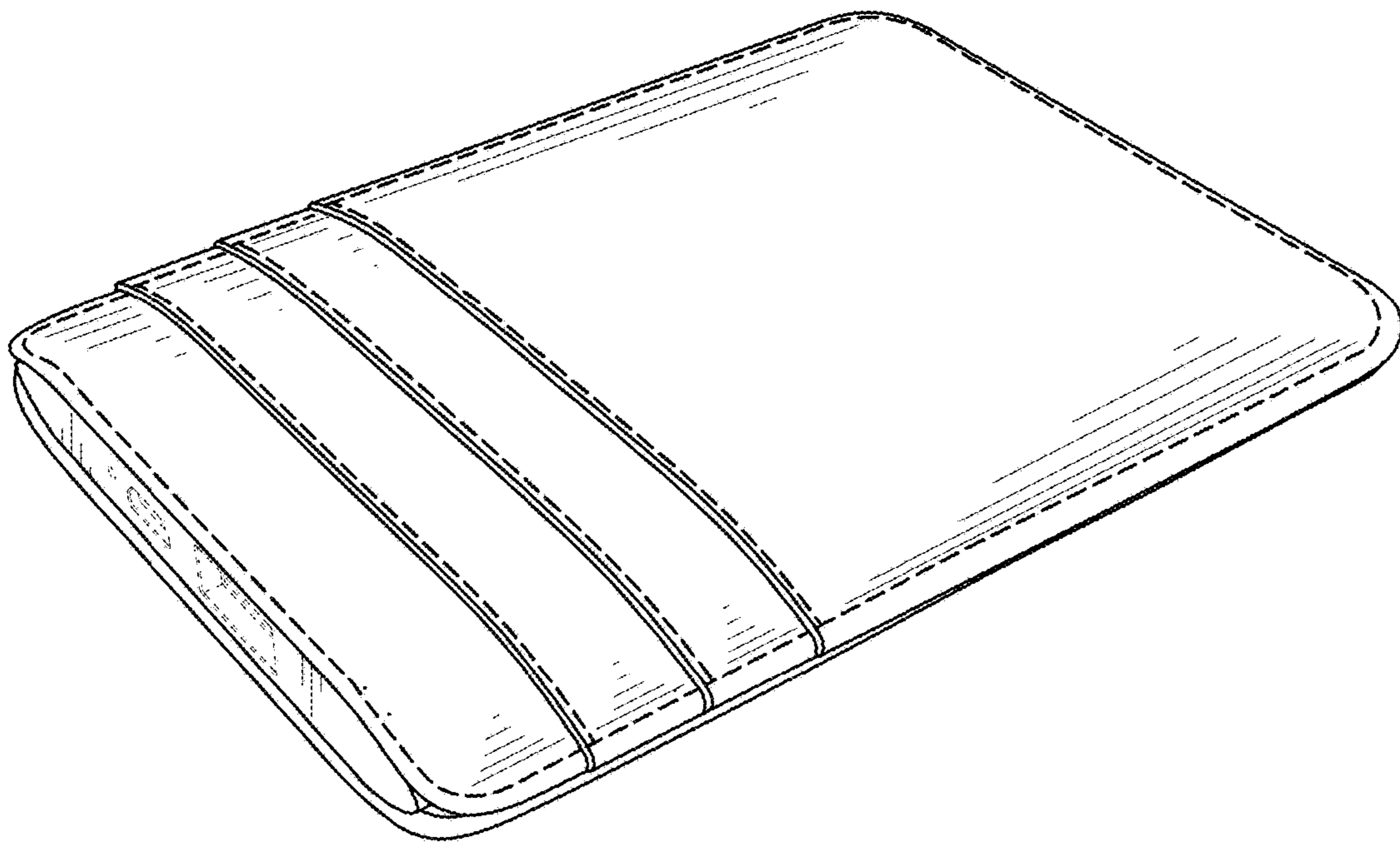


FIG. 1




FIG. 2

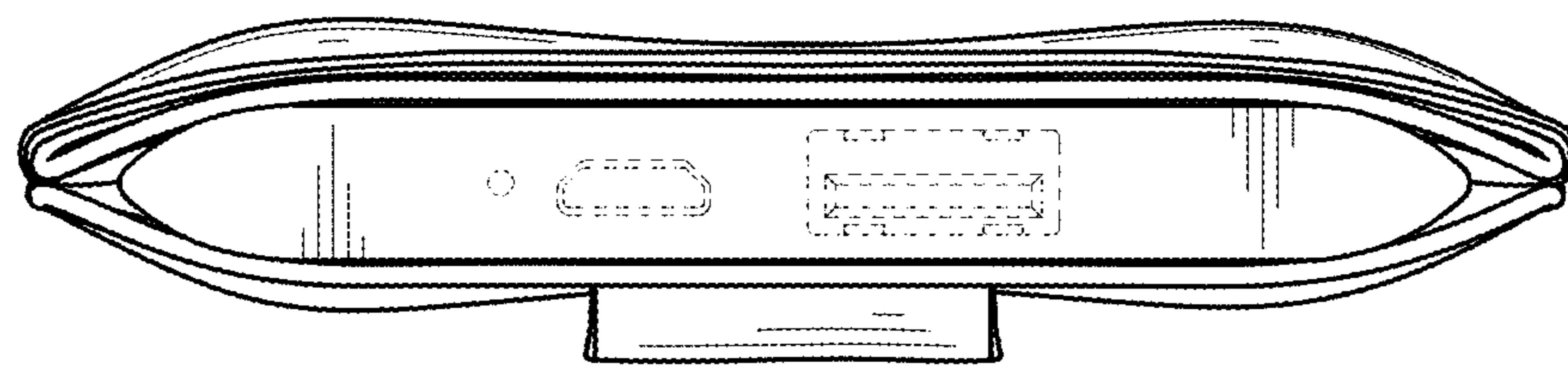


FIG. 3




FIG. 4



FIG. 5




FIG. 6




FIG. 7

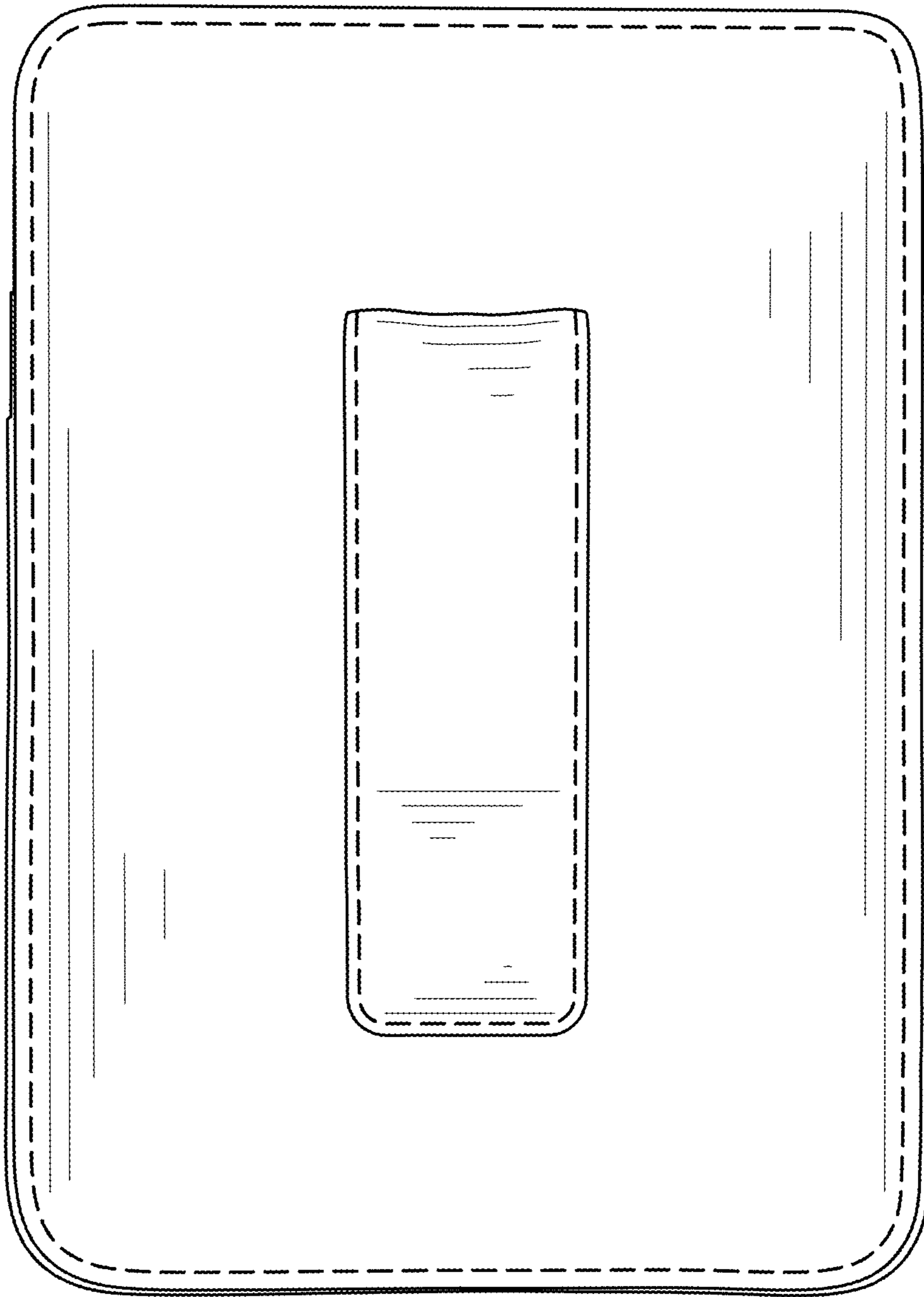


FIG. 8