



US00D813153S

(12) **United States Design Patent**
Gibson et al.

(10) **Patent No.:** **US D813,153 S**

(45) **Date of Patent:** **** Mar. 20, 2018**

(54) **PATTERNED SOLAR CELL ARTICLE**

(71) Applicant: **SOLARIA CORPORATION**, Fremont, CA (US)

(72) Inventors: **Kevin R. Gibson**, Redwood City, CA (US); **Adam Detrick**, Fremont, CA (US)

(73) Assignee: **SOLARIA CORPORATION**, Fremont, CA (US)

(**) Term: **15 Years**

(21) Appl. No.: **29/557,395**

(22) Filed: **Mar. 8, 2016**

(51) **LOC (11) Cl.** **13-02**

(52) **U.S. Cl.**
USPC **D13/102**

(58) **Field of Classification Search**
USPC D13/101, 102, 107; 136/206, 244, 251, 136/252; 160/113; 438/72, 80
CPC H01L 31/0224; H01L 31/25; H01L 31/02167
See application file for complete search history.

(56) **References Cited**

U.S. PATENT DOCUMENTS

D524,727 S * 7/2006 Yamashita D13/102
D543,502 S * 5/2007 Yamashita D13/102

D719,909 S * 12/2014 Iwasaki D13/102
D750,556 S * 3/2016 Morad D13/102
D767,484 S * 9/2016 Morad D13/102
D781,230 S * 3/2017 Gibson D13/102
D784,254 S * 4/2017 Parilla D13/102
D788,027 S * 5/2017 Gibson D13/102

* cited by examiner

Primary Examiner — Daniel D Bui

Assistant Examiner — Andrew Kerr

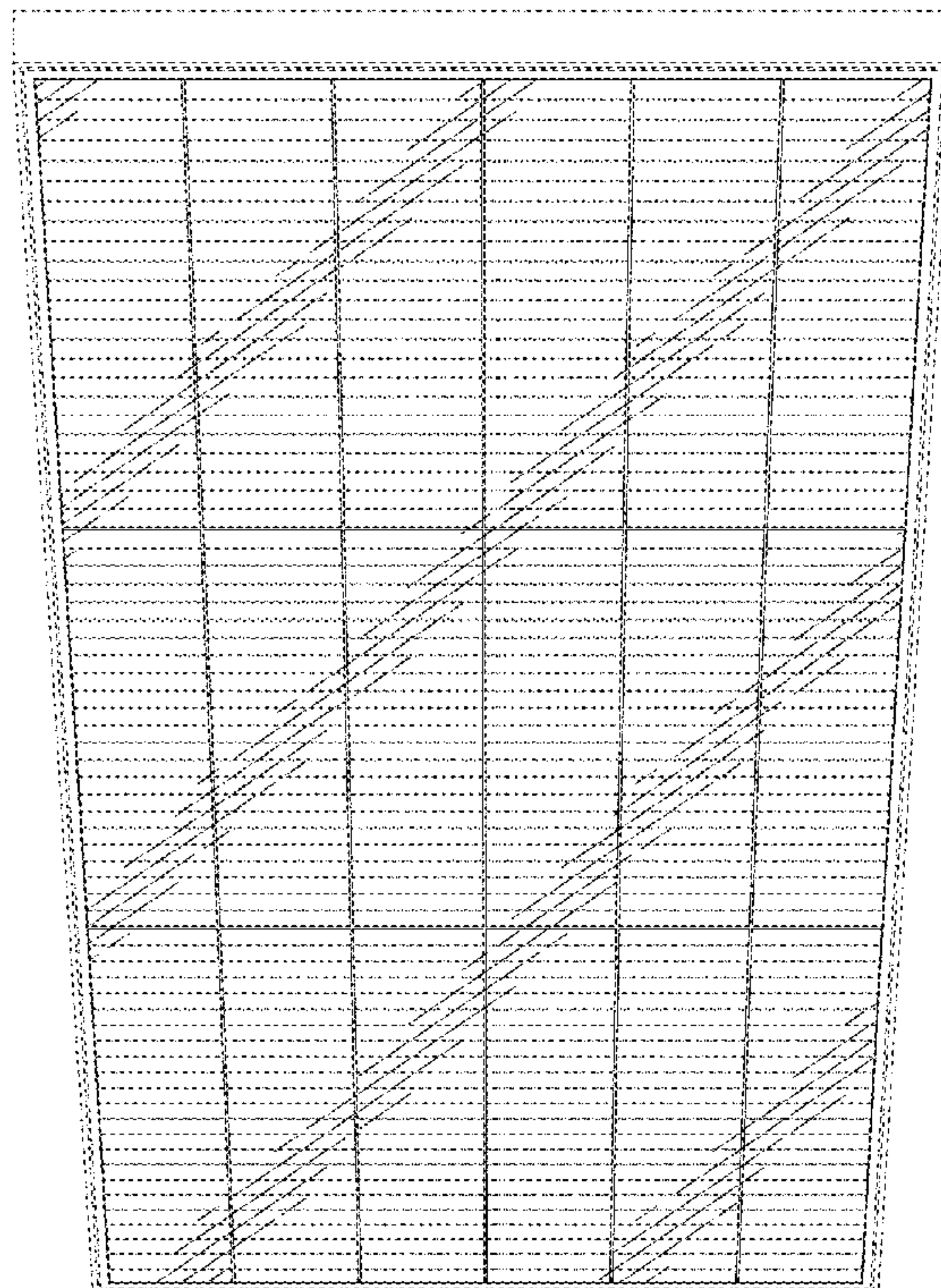
(57) **CLAIM**

The ornamental design for patterned solar cell article, as shown and described.

DESCRIPTION

FIG. 1 is a front elevation view of a patterned solar cell article, showing our new design;
FIG. 2 is a back elevation view thereof;
FIG. 3 is a top plan view thereof;
FIG. 4 is a bottom plan view thereof;
FIG. 5 is a side elevation view thereof;
FIG. 6 is another side elevation view thereof;
FIG. 7 is a perspective view thereof;
FIG. 8 is another perspective view thereof;
FIG. 9 is another perspective view thereof;
FIG. 10 is another perspective view thereof; and,
FIG. 11 is an enlarged view of area 11 of FIG. 1 thereof.
The broken lines in the drawing views represent unclaimed portions of a patterned solar module article, which are included for the purpose of illustrating unclaimed environment only, and forms no part of the claimed design.

1 Claim, 9 Drawing Sheets






FIG. 1




FIG. 2



FIG. 3



FIG. 4



FIG. 5



FIG. 6

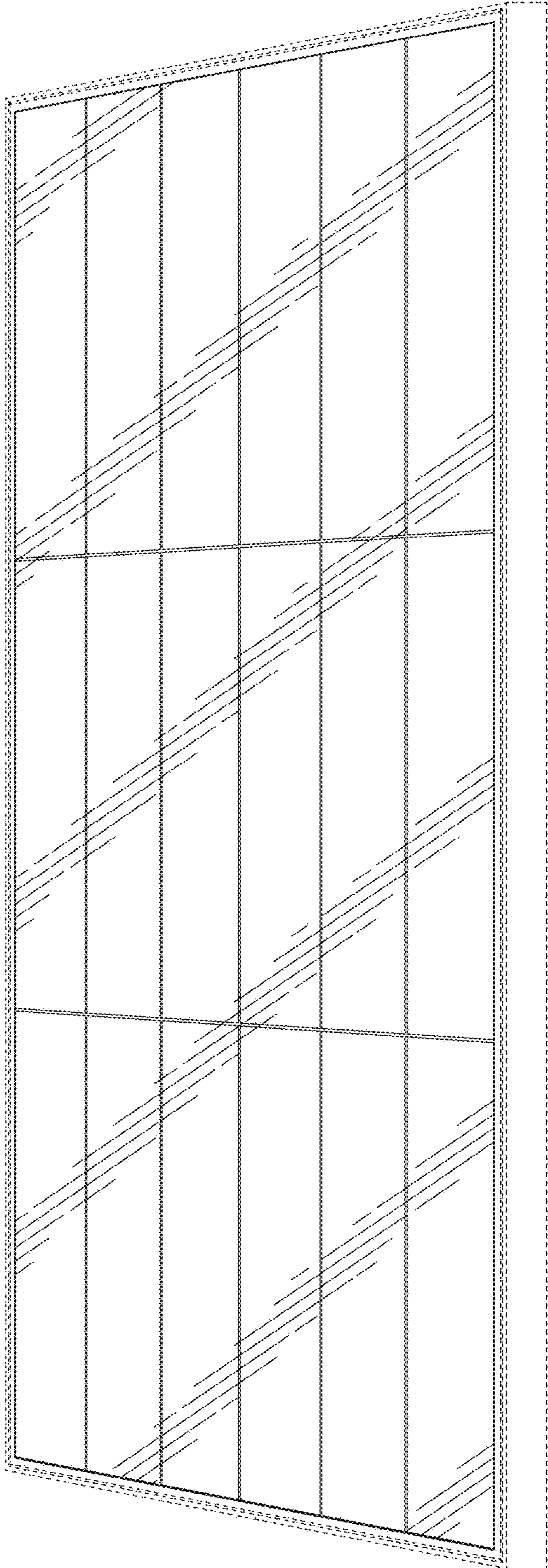


FIG. 7

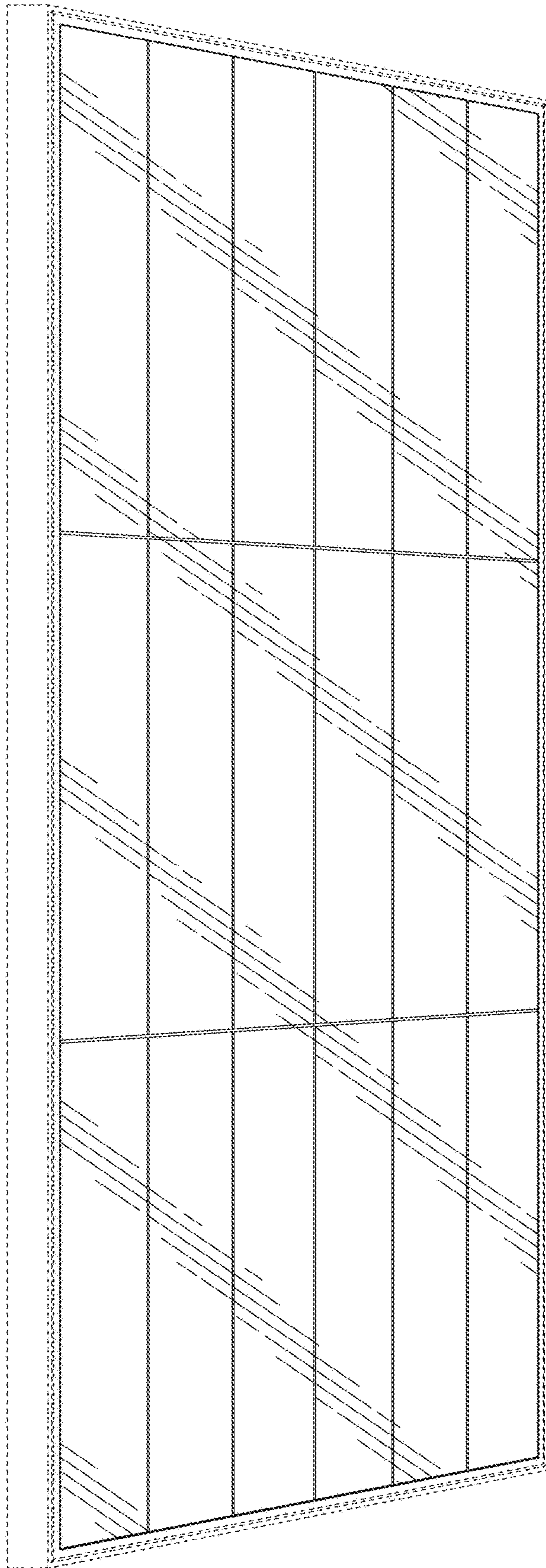


FIG. 8

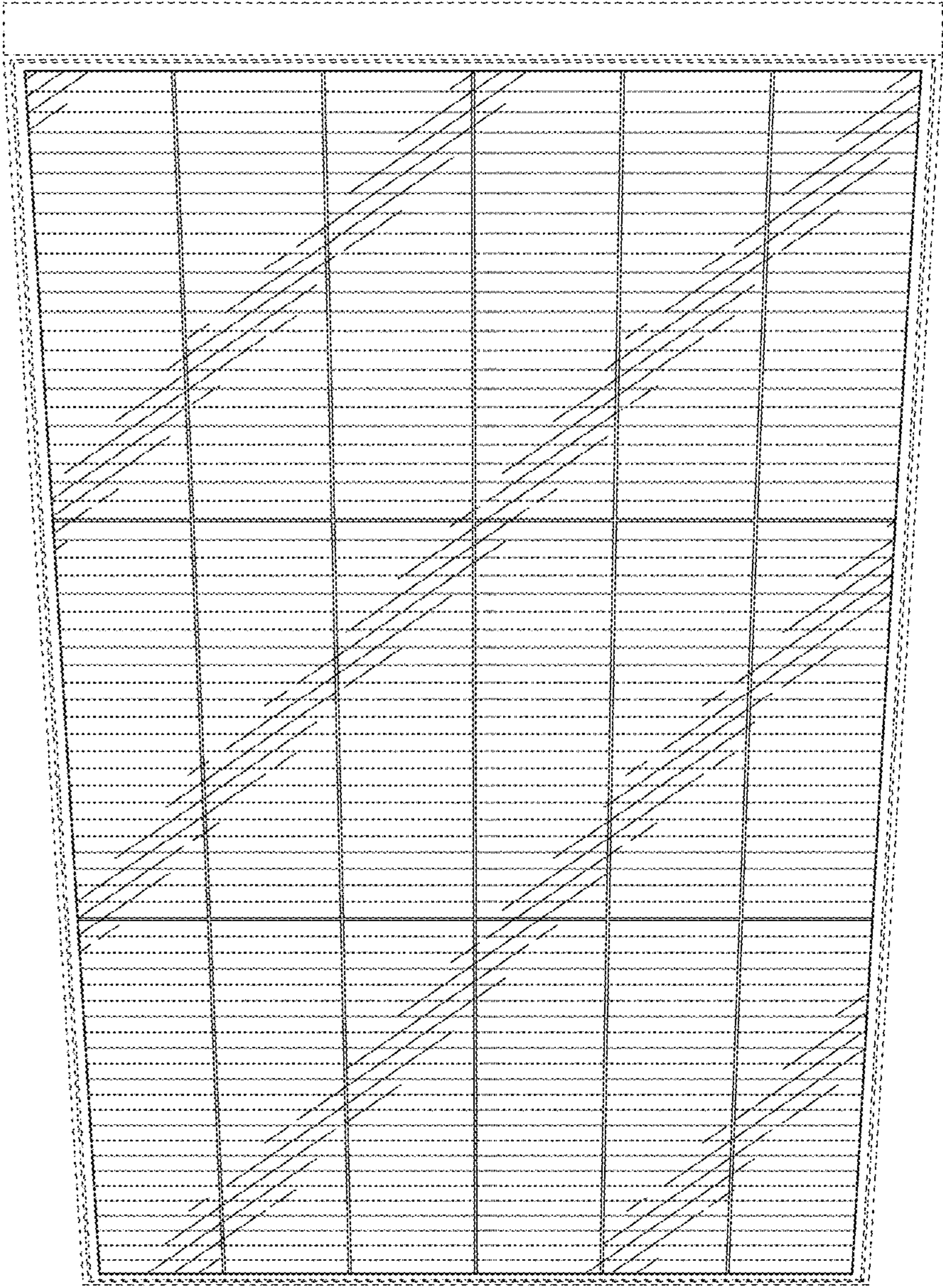


FIG. 9

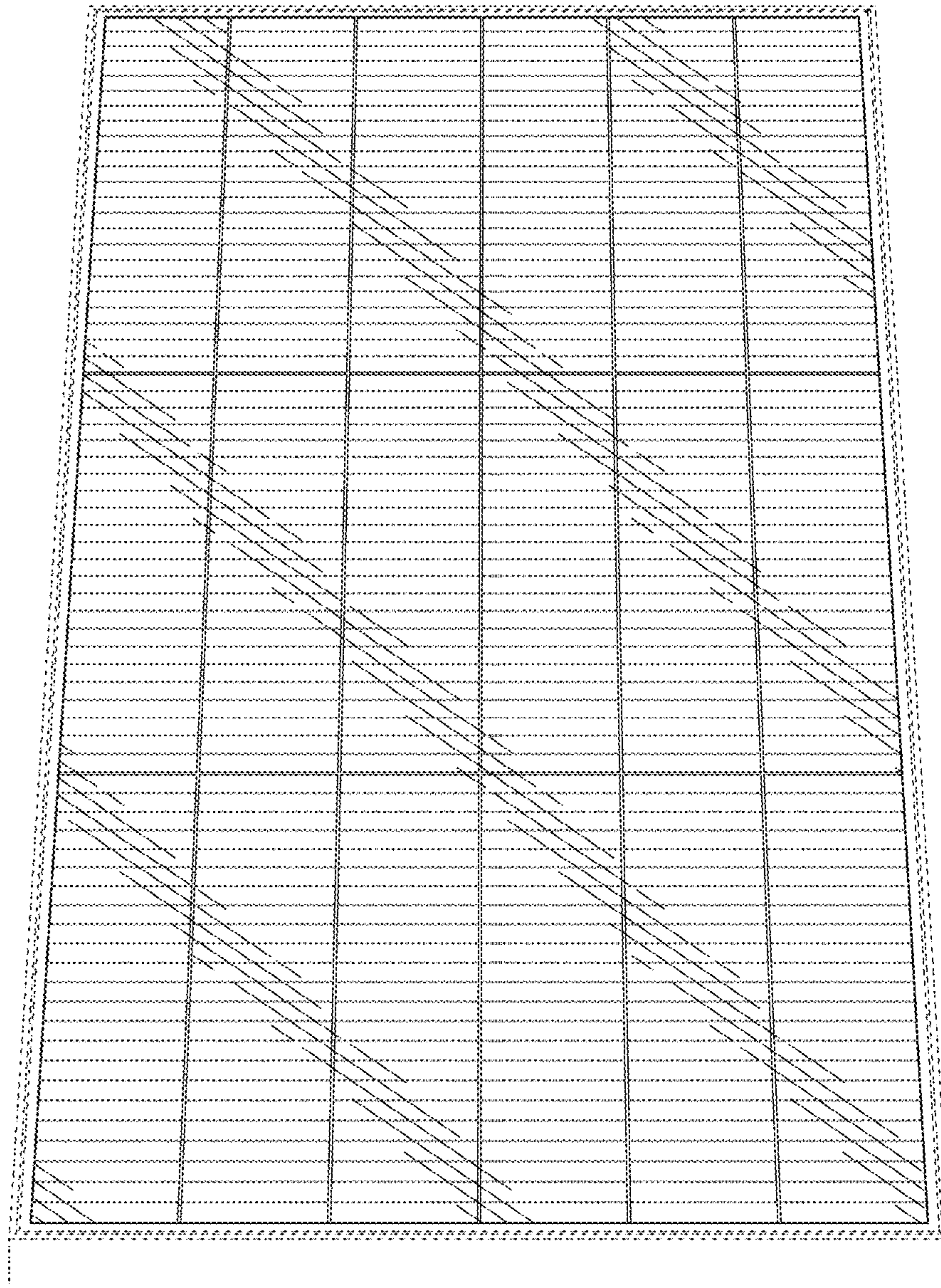


FIG. 10




FIG. 11