



US00D813147S

(12) **United States Design Patent** (10) **Patent No.:** **US D813,147 S**  
**Schoeppner** (45) **Date of Patent:** **\*\* Mar. 20, 2018**

- (54) **TIRE**
- (71) Applicant: **The Goodyear Tire & Rubber Company, Akron, OH (US)**
- (72) Inventor: **Nicholas Thomas Schoeppner, Cuyahoga Falls, OH (US)**
- (73) Assignee: **The Goodyear Tire & Rubber Company, Akron, OH (US)**
- (\*\*) Term: **15 Years**
- (21) Appl. No.: **29/591,683**
- (22) Filed: **Jan. 23, 2017**
- (51) **LOC (11) Cl.** ..... **12-15**
- (52) **U.S. Cl.**  
USPC ..... **D12/588**
- (58) **Field of Classification Search**  
USPC ..... D12/586, 587, 588, 590, 601, 604  
CPC ..... B60C 11/04; B60C 2011/0386; B60C 2011/0388  
See application file for complete search history.

D630,997 S	1/2011	Wright et al.	.....	D12/516
D637,144 S	5/2011	Shinohara	.....	D12/588
D676,801 S	2/2013	Scheifele	.....	D12/587
D709,820 S *	7/2014	Rohweder	.....	D12/586
D712,343 S *	9/2014	Wakishima	.....	D12/588
D736,697 S	8/2015	Leocadio et al.	.....	D12/601
D756,295 S	5/2016	Pingenat et al.	.....	D12/588

(Continued)

*Primary Examiner* — Robert M. Spear  
(74) *Attorney, Agent, or Firm* — Robert N. Lipsik

(57) **CLAIM**

The ornamental design for a tire, as shown and described.

**DESCRIPTION**

FIG. 1 is a perspective view of a tire showing my new design, it being understood that the pattern repeats uniformly throughout the circumference of the tread;

FIG. 2 is a front elevational view thereof;

FIG. 3 is a right side elevational view thereof; the left side elevational view being identical thereto;

FIG. 4 is an enlarged fragmentary front elevational view thereof;

FIG. 5 is a perspective view of a second embodiment of a tire showing my new design, it being understood that the interior of the tire forms no part of the claim, that the pattern repeats uniformly throughout the circumference of the tread and that the opposite side view is identical thereto; and,

FIG. 6 is a front elevational view of a second embodiment, it being understood that an enlarged fragmentary view thereof would be substantially identical to that shown in FIG. 4, with the exception of the inclusion of the sidewall in solid lines.

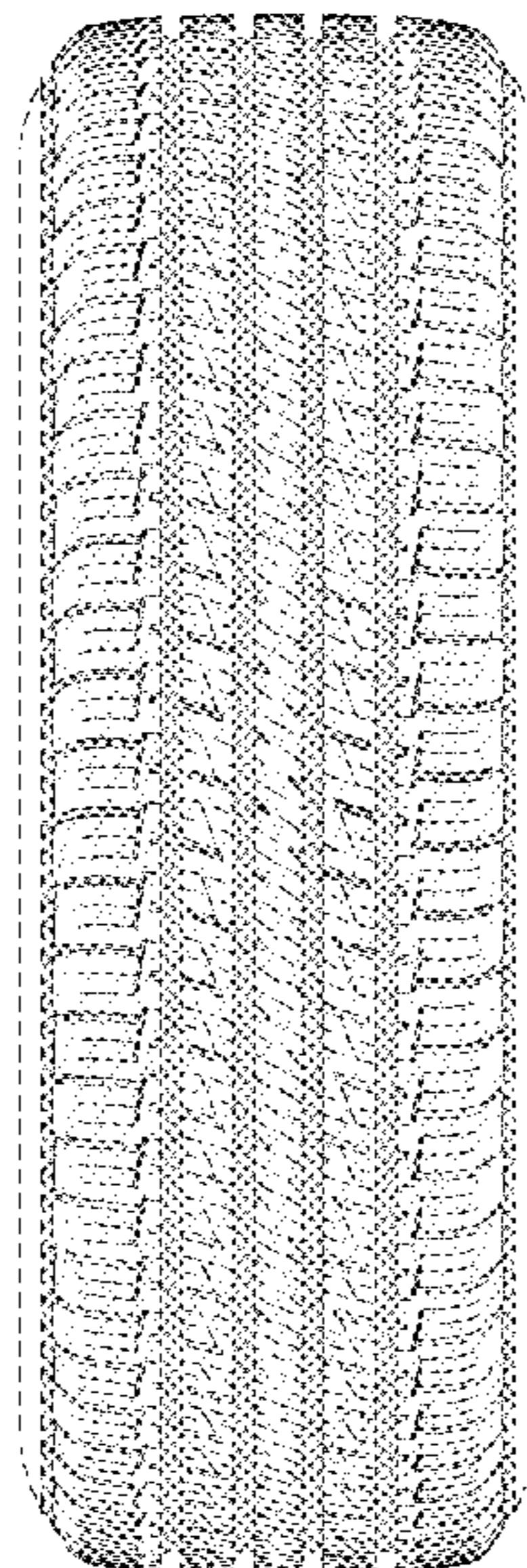
In the drawings, the broken lines immediately adjacent to the outer edges of the tire shoulder represent boundaries of the claim, and the broken lines depict environmental subject matter only and form no part of the claimed design.

**1 Claim, 6 Drawing Sheets**

(56) **References Cited**

U.S. PATENT DOCUMENTS

D392,922 S	3/1998	Heinen	.....	D12/147
D400,831 S *	11/1998	Blankenship	.....	D12/586
D422,246 S	4/2000	Fierro et al.	.....	D12/146
D470,101 S	2/2003	Heinen	.....	D12/584
D490,045 S	5/2004	Delu et al.	.....	D12/519
D560,600 S	1/2008	Dixon et al.	.....	D12/588
D580,348 S	11/2008	Fontaine et al.	.....	D12/591
D586,733 S	2/2009	Shinohara	.....	D12/588
D591,223 S	4/2009	Missik-Gaffney et al.	..	D12/584
D593,936 S	6/2009	Maxwell	.....	D12/587
D595,642 S	7/2009	Fontaine et al.	.....	D12/582
D607,812 S	1/2010	Dixon et al.	.....	D12/587
D619,958 S	7/2010	Maxwell	.....	D12/586



(56)

**References Cited**

U.S. PATENT DOCUMENTS

D758,957 S	6/2016	Kurlyama .....	D12/588
D795,172 S *	8/2017	Covey .....	D12/588

\* cited by examiner



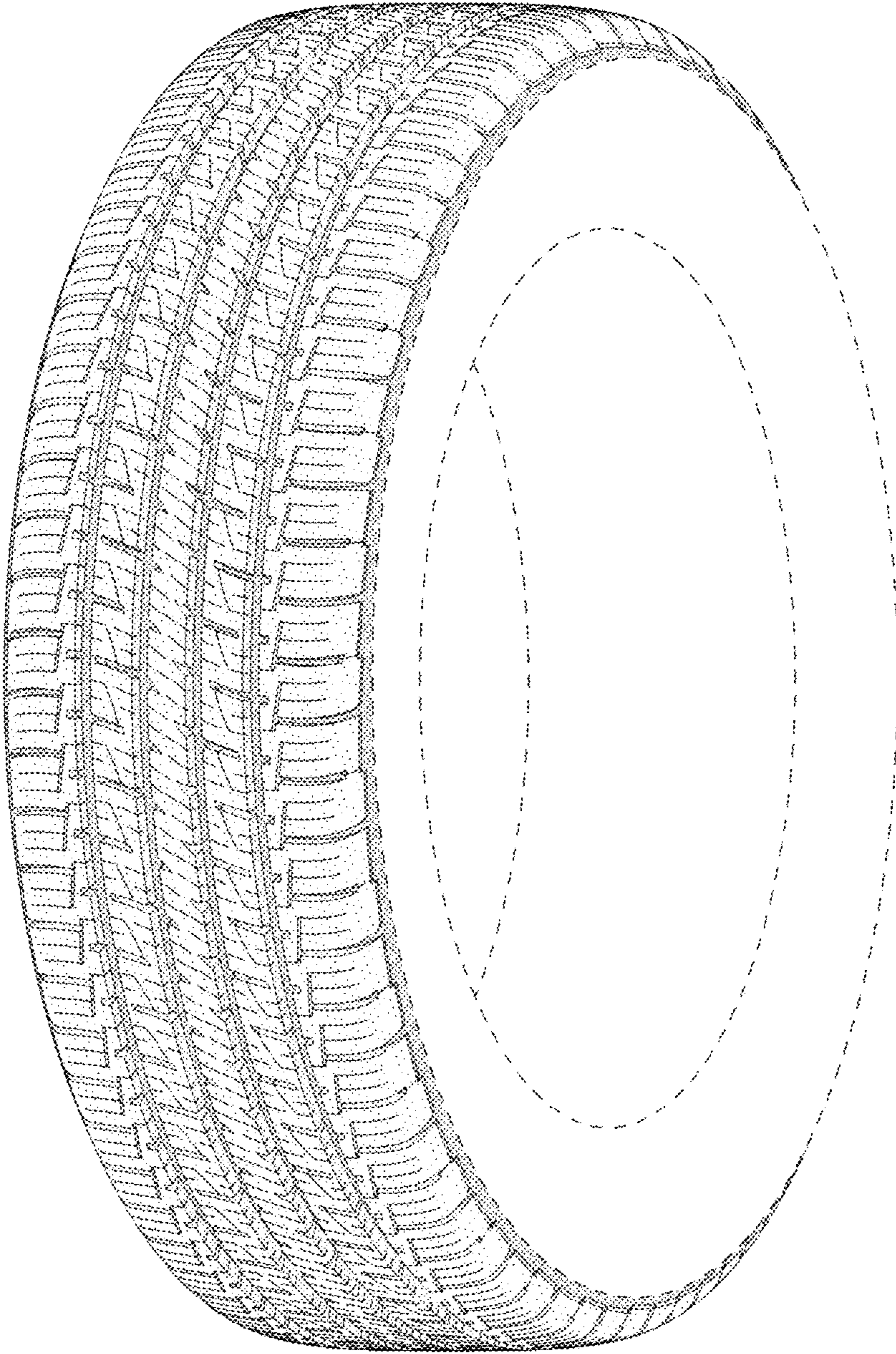


FIG - 1

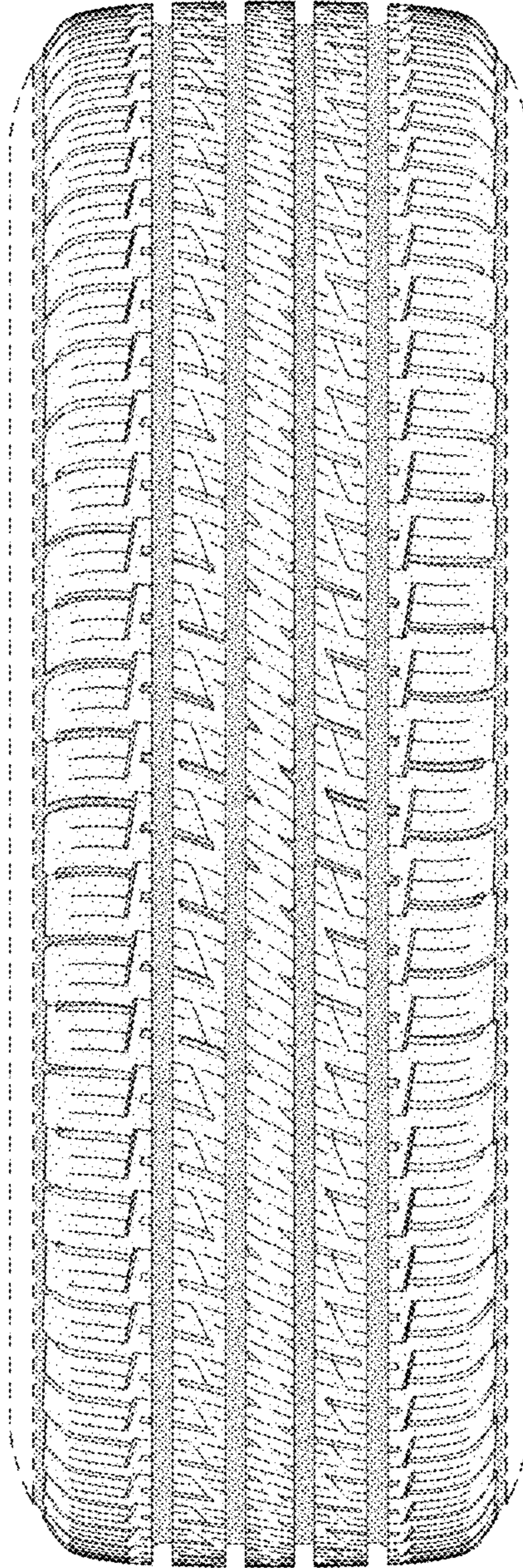


FIG - 2



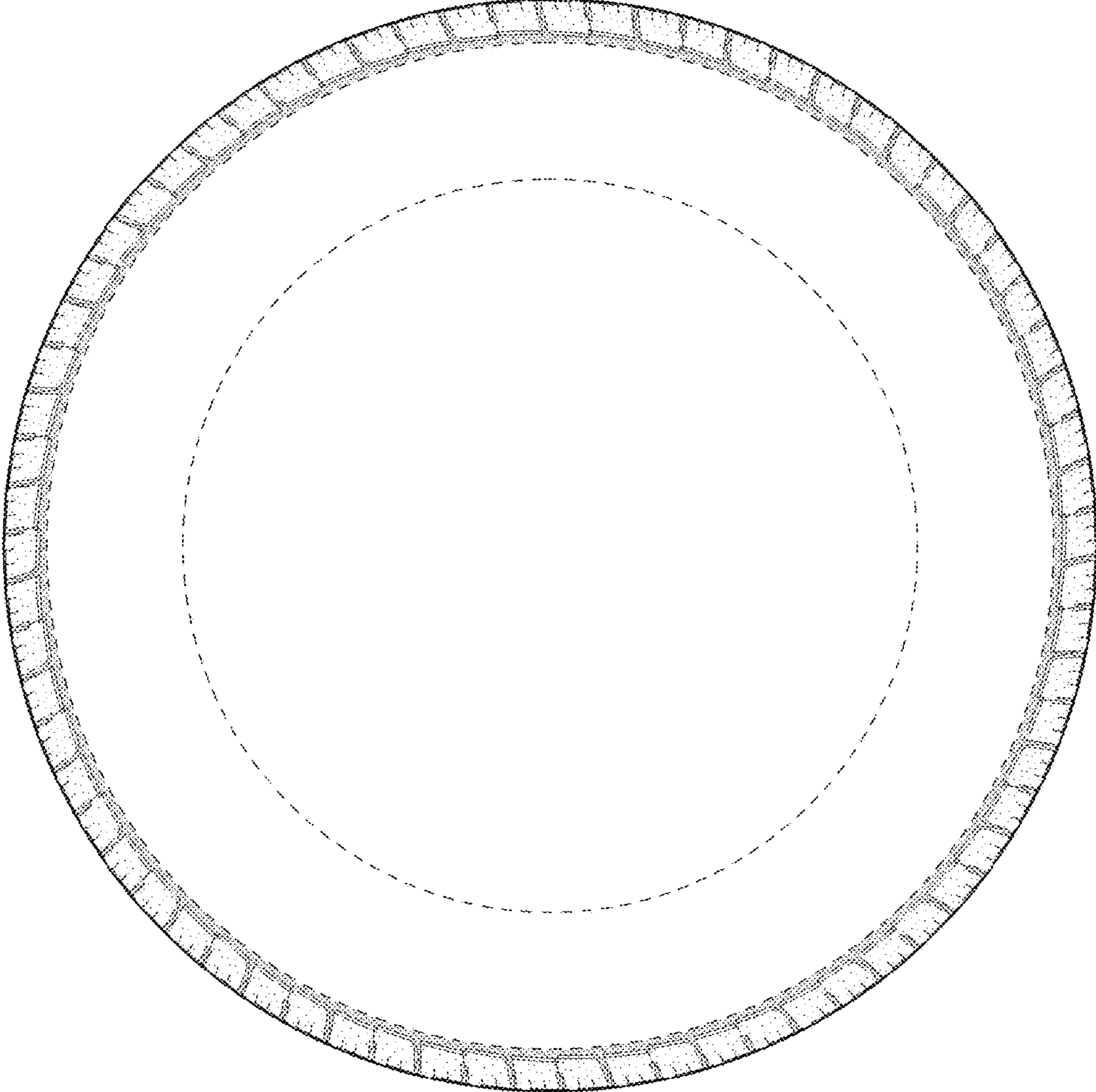


FIG - 3

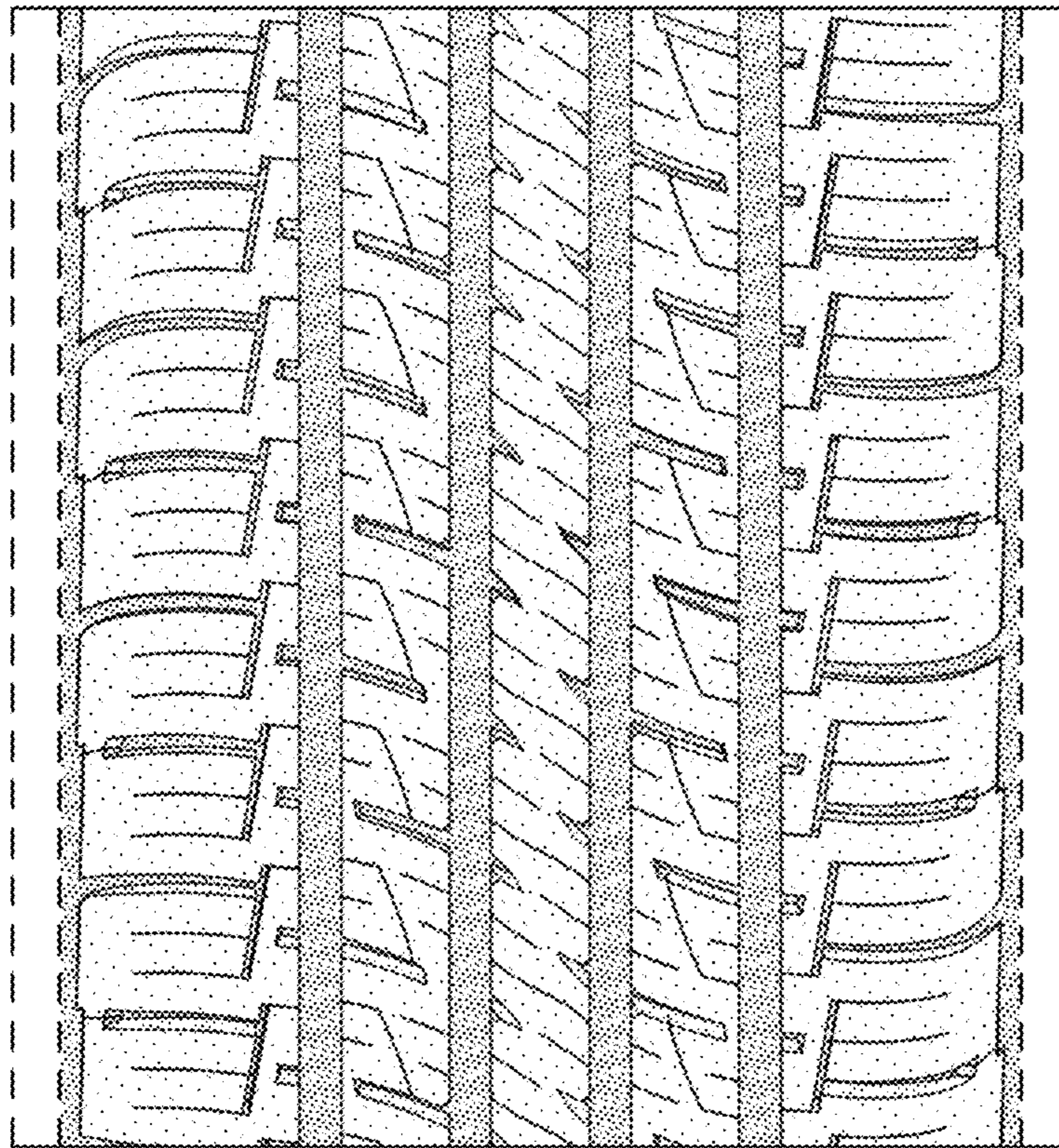


FIG - 4



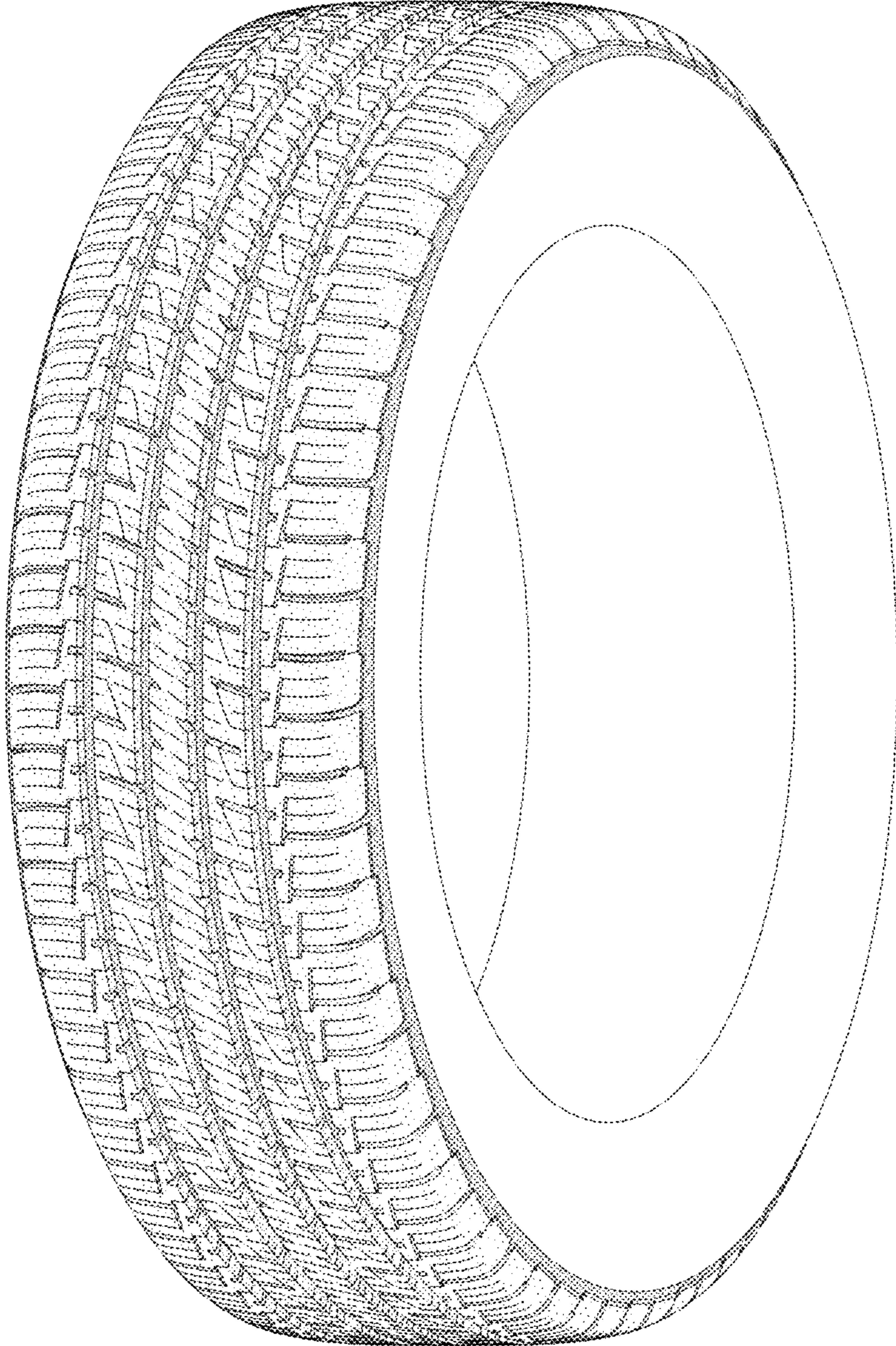


FIG - 5

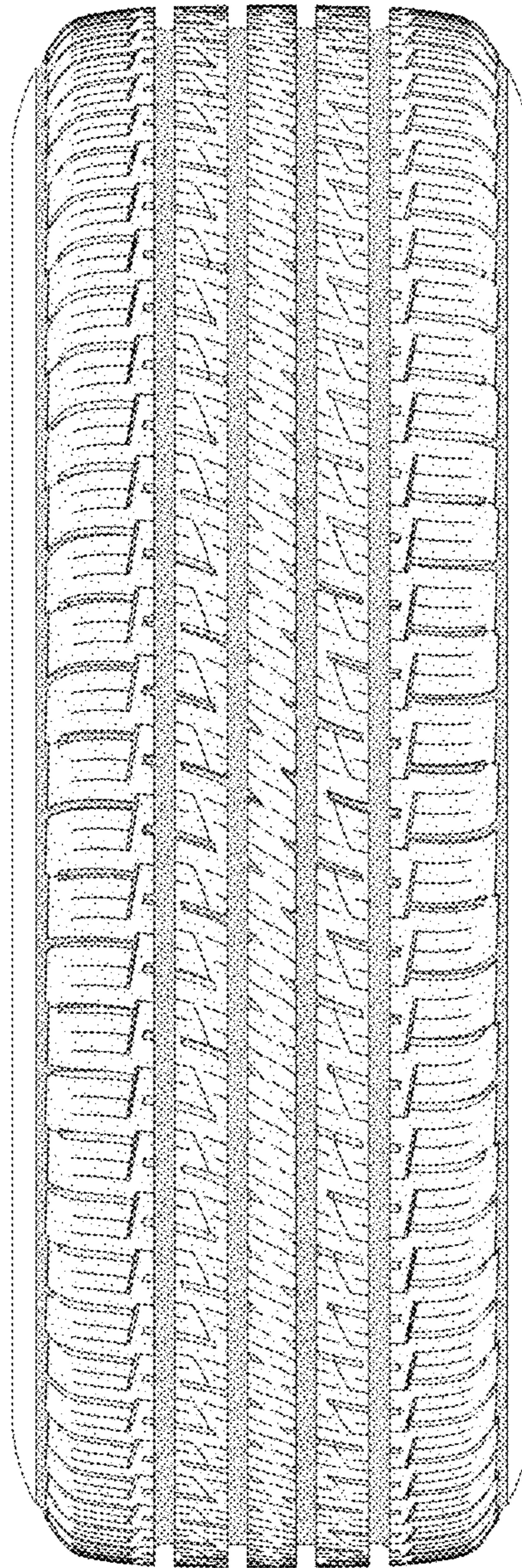


FIG - 6